



Weekly Market Information Report



Week Ending Thursday, July 26, 2012

The following information is collected from various sources and disseminated by the Ontario Cattlemen's Association.

ONTARIO DIRECT TO PACKER RAILGRADE CATTLE TRADE

This is a summary for the week of rail grade prices on a carcass weight basis, before grade and weight discounts.

A grade steers 191.00-196.00
A grade heifers 190.00-195.00

ONTARIO LIVE CATTLE TRADE

Ontario auction sales this week saw weighted average price ranges for

FED CATTLE	Volume	Price Range	Average	Top	Last week Avg
Large Frame Steers +1250	167	91.93-113.88	105.74	135.00	109.18
Medium Frame Steers +1250	52	104.60-114.31	110.08	115.00	112.17
Large & Medium Frame Steers +1250	214	93.93-114.23	106.97	135.00	109.89
Large Frame Heifers +1000	85	93.10-101.69	97.11	104.75	108.14
Medium Frame Heifers +1000	190	87.91-113.32	101.48	129.25	103.78
Large & Medium Frame Heifers +1000	132	92.27-110.28	102.67	128.50	106.61
Cows- All Weights	2,334	51.57-70.45	61.01	110.00	63.36
Bulls- All Weights	173	67.61-92.01	79.93	121.00	83.19

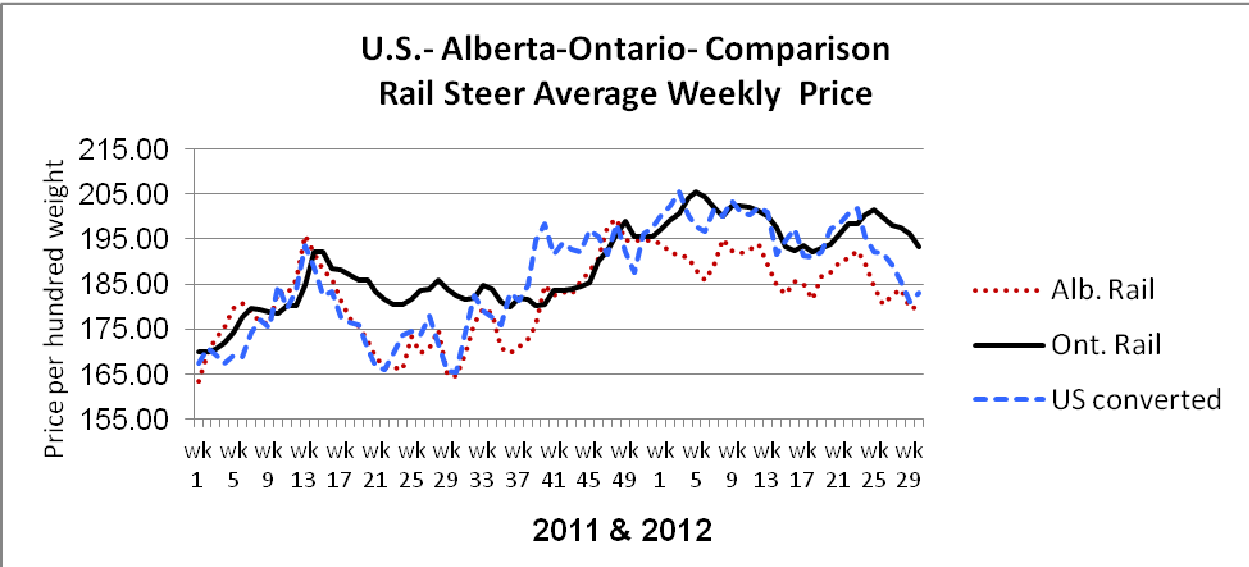
STOCKERS-Large and Medium Frame

STEERS	Volume	Price Range	Average	Top	Last week Avg
1000+	797	115.84-130.73	123.03	136.00	126.70
900-999	386	118.86-132.41	125.77	141.25	132.46
800-899	468	130.61-140.98	135.77	146.50	135.50
700-799	303	117.92-142.75	134.28	153.00	138.20
600-699	292	117.36-147.86	135.84	156.00	142.70
500-599	238	109.77-158.32	140.02	175.00	153.93
400-499	165	118.20-176.74	153.30	198.00	151.26
-399	150	115.87-189.07	157.54	209.00	139.68

HEIFERS	Volume	Price Range	Average	Top	Last week Avg
+900	341	113.68-118.32	115.99	124.75	116.65
800-899	230	110.88-125.15	119.34	134.50	123.45
700-799	337	123.51-133.20	128.44	140.50	131.09
600-699	331	113.08-134.91	128.28	143.50	130.72
500-599	215	117.43-140.58	130.79	152.00	133.76
400-499	149	116.66-151.09	136.19	174.50	137.84
300-399	70	118.86-162.86	143.62	192.00	146.58
-299	16	105.91-166.31	141.00	191.00	140.91

At Kawartha Lakes Co-op Auction Market: July 21, 2012 – 157 cows, 16 bulls

	Price Range	Average	Top
Cows	39.50-82.00	61.17	82.00
Bulls under 1600 lbs	48.00-100.00	70.00	121.00
Bulls over 1600 lbs	60.00-92.00	83.60	92.00



At **Talbotville Livestock: July 21, 2012 – 91 head on offer**

	Price Range
Good & Choice Steers	112.00-115.50
Good & Choice Heifers	109.25-122.00
Good Cows	67.00-74.50
Medium Cows	52.00-65.00
Good heavy bulls	75.00
Drop Calves	\$85.00-\$185.00
Cow/Calf Pairs	\$1510.00-\$1580.00

At **Denfield Livestock Exchange Inc. – July 24, 2012 – 354 head**

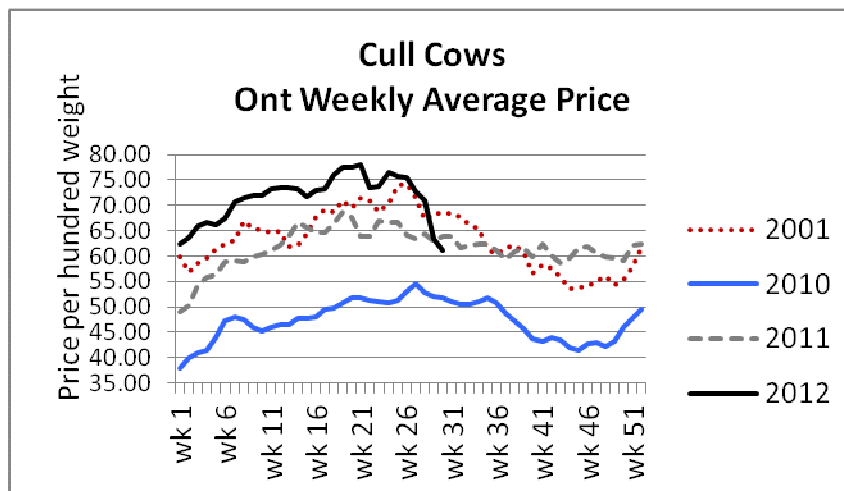
	Price Range		Price Range
Choice steers	114.00-118.00 top 123.75	Choice heifers	114.00-118.00
Good steers	110.00-114.00	Good heifers	109.00-113.00
Good beef cows	65.00-70.00	Good Hol veal	90.00-95.00
Good Hol cows	60.00-65.00	Plain & Heavy veal	85.00-90.00
D1 & D2 cows	50.00-60.00	Choice drop calves	\$120.00-\$150.00
D3 & D4 cows	40.00-50.00	Good drop calves	\$80.00-\$110.00
Good beef bulls	90.00-104.00	Plain & Newborns	\$35.00-\$75.00
Good Hol bulls	70.00-80.00		

At: **Renfrew Pontiac Livestock Ltd. - July 24, 2012- 25 Replacement Calves, 115 Cows, 20 Bulls**

	Range	Top
Replacement calves	\$30.00-\$80.00	
Cows D1 & D2	66.00-71.00	83.00
Cows D3	59.00-65.00	
Cows D4	48.00-58.00	
Bulls	78.00-88.00	94.50

At: **Aylmer Stockyards Inc – July 25, 2012 – 185 cattle**

	Price Range		Price Range
Good Cows	60.00-67.00 top 90.00	Good & choice veal	85.00-95.00
Med & plain cows	57.00-64.00	Plain & heavy veal	80.00-85.00
Bulls	83.00	Replacement calves	\$75.00-\$100.00



ONTARIO STOCKER & FEEDER TRADE

Stocker sale at: **Brussels Livestock, July 20, 2012– 932 stockers**

STEERS	Price Range	Avg	Top	HEIFERS	Price Range	Avg	Top
1000+	122.25-127.50	124.58	129.00	900+	119.00-123.50	121.77	124.75
900-999	114.50-130.00	124.25	135.50	800-899	112.50-125.00	120.40	130.00
800-899	133.50-146.50	140.94	146.50	700-799	123.50-135.75	128.66	138.00
700-799	127.50-149.75	141.25	149.75	600-699	130.50-143.50	137.31	143.50
600-699	132.00-150.00	142.85	155.25	500-599	135.00-152.00	144.34	152.00
500-599	135.00-163.00	152.59	163.00	400-499	132.00-147.00	144.85	157.00
400-499	144.00-167.00	150.92	167.00	300-399	145.00-152.00	145.64	157.00
399-	177.00-190.00	183.50	190.00				

Stocker sale at: **Maple Hill Auctions Ltd – July 23, 2012 – 310 stockers**

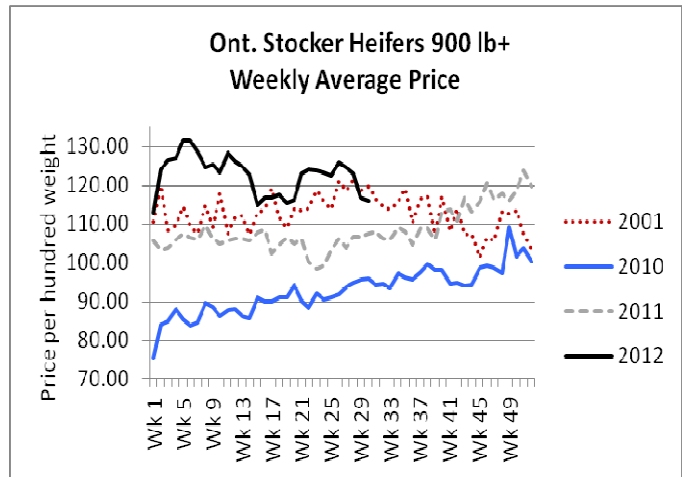
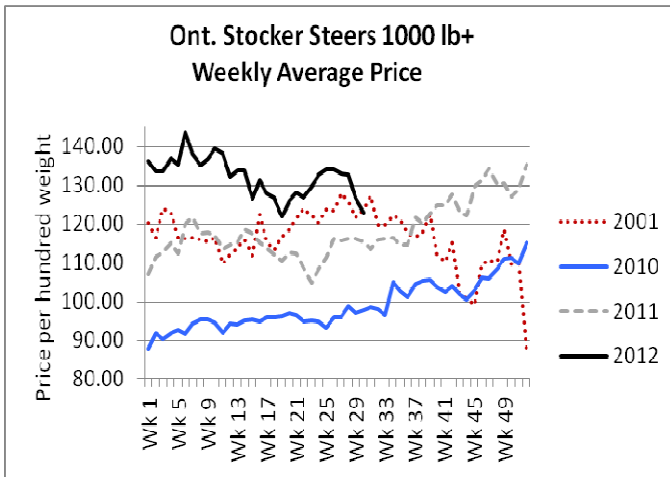
STEERS	Price Range	Avg	Top	HEIFERS	Price Range	Avg	Top
1000+	117.00-121.85	120.09	122.50	900+	114.85-117.26	116.54	117.50
900-999	125.50-128.50	126.90	139.50	800-899	117.75-121.50	119.51	121.50
800-899	132.00-139.00	134.09	139.00				
700-799	142.00-147.00	145.85	147.00				

Stocker sale at: **Community Livestock Exchange – July 24, 2012– 213 stockers**

STEERS	Price Range	Avg	Top	HEIFERS	Price Range	Avg	Top
800-899	79.00-132.50	116.00	132.50	800-899	84.00-120.50	110.45	120.50
700-799	83.00-143.50	125.41	143.50	700-799	112.50-132.50	125.02	132.50
600-699	80.00-148.00	130.01	148.00	600-699	84.00-139.00	123.82	139.00
500-599	115.50-164.50	147.25	164.50	500-599	90.00-137.00	115.65	137.00
400-499	116.00-179.00	153.00	179.00	400-499	81.00-131.00	114.42	131.00

Stocker sale at: **Keady Livestock Market – July 24, 2012 – 822 stockers**

STEERS	Price Range	Avg	Top	HEIFERS	Price Range	Avg	Top
1000+	124.25-128.25	126.16	128.25	900+	121.75-123.00	122.24	123.00
900-999	127.00-141.25	133.02	141.25	800-899	123.75-131.00	128.09	131.00
800-899	139.25-144.50	140.52	144.50	700-799	131.00-133.00	131.73	133.00
700-799	140.50-153.00	146.45	153.00	600-699	125.25-135.00	132.97	135.00
600-699	140.50-154.50	148.12	154.50	500-599	120.00-139.00	126.76	139.00
500-599	135.00-161.00	154.43	170.00	400-499	84.00-140.00	121.00	140.00
400-499	125.00-170.00	158.75	170.00	300-399	107.50-136.00	125.83	136.00



Stocker sale at: [Renfrew Pontiac Livestock Ltd. – July 24, 2012 – 320 stockers](#)

STEERS	Price Range	HEIFERS	Price Range
900-999	128.00-138.00	800-899	126.00-132.00
800-899	134.00-139.00	700-799	131.00-132.00
700-799	138.00-143.00	600-699	132.00-141.00
600-699	143.00-159.00	500-599	140.00-145.00
500-599	159.00-164.00	400-499	144.00-170.00
400-499	164.00-180.00	300-399	170.00-192.00
399-	180.00-200.00		

Stocker sale at: [Ontario Livestock Exchange – July 25, 2012 – 740 stockers](#)

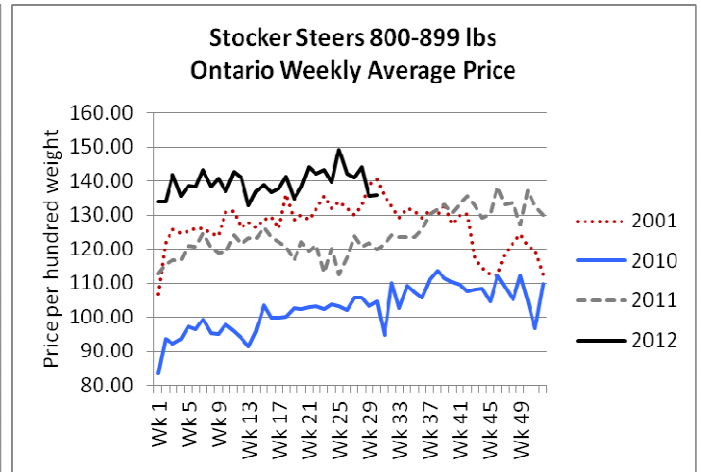
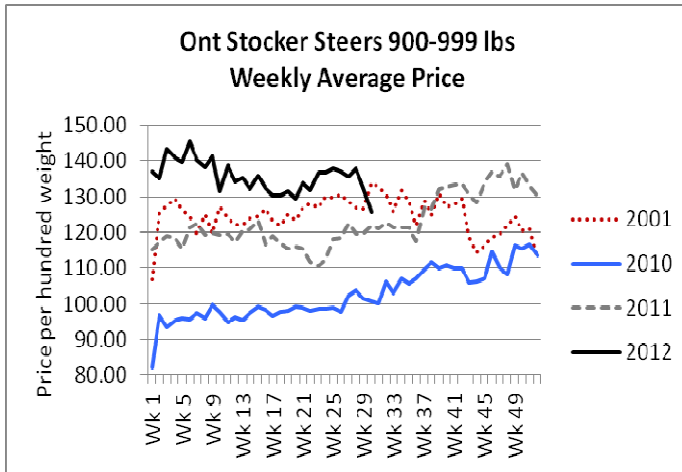
STEERS	Price Range	Avg	Top	HEIFERS	Price Range	Avg	Top
1000+	114.25-136.00	124.30	136.00	900+	109.00-116.00	111.59	116.00
900-999	117.00-129.50	123.70	129.50	600-699	118.00-123.50	122.27	123.50
800-899	134.00-137.75	136.48	137.75				
700-799	120.00-135.00	127.00	135.00				

Stocker sale at: [Ontario Livestock Exchange, July 26 2012 – 130 stockers](#)

STEERS	Price Range	Avg	Top	HEIFERS	Price Range	Avg	Top
800-899	110.00-118.50	114.38	118.50	800-899	108.00-121.00	113.35	121.00
700-799	112.00-123.00	119.75	123.00	400-499	106.00-130.00	119.10	130.00
600-699	113.00-130.00	121.93	140.00				
500-599	138.00-153.00	145.92	153.00				
400-499	115.00-155.0	141.88	169.00				

Stocker sale at: [Ontario Stockyards Inc, July 26, 2012 – 591 stockers](#)

STEERS	Price Range	Avg	Top	HEIFERS	Price Range	Avg	Top
1000+	105.00-118.00	113.40	119.50	900+	109.25-112.25	110.24	112.25
900-999	113.25-124.00	116.45	124.00	800-899	113.00-127.25	120.93	134.50
800-899	117.25-143.50	128.21	143.50	700-799	132.50-140.50	135.94	140.50
700-799	114.00-138.75	131.29	144.00	600-699	124.00-141.00	134.43	141.00
600-699	121.50-150.00	135.70	150.00	500-599	114.00-140.00	131.83	140.00
500-599	96.00-158.00	131.00	175.00	400-499	124.00-146.00	133.85	146.00
400-499	129.00-186.50	157.48	186.50	300-399	90.00-167.00	123.73	167.00
399-	174.00-185.00	181.18	185.00	299-	155.00-170.00	161.73	170.00

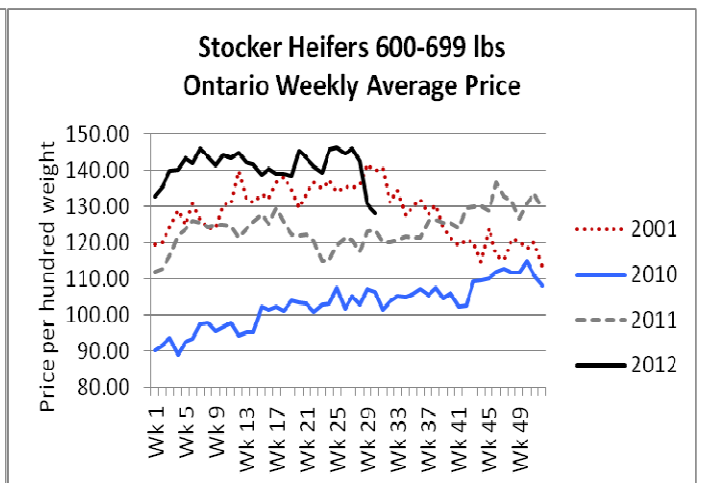
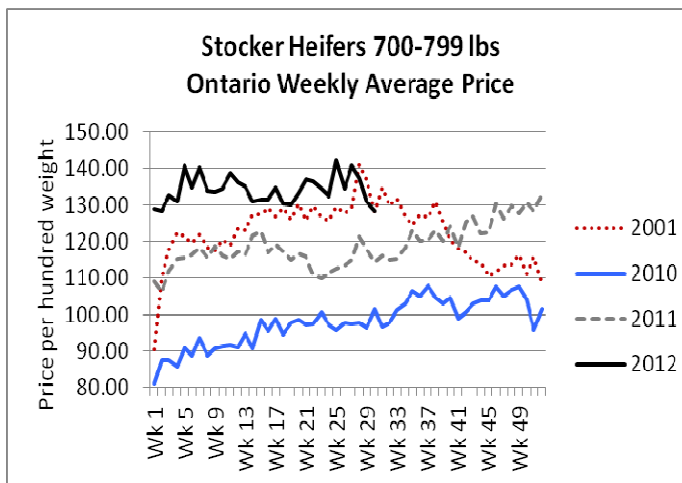


Stocker sale at: [Ottawa Livestock Exchange, July 26, 2012 – 117 stockers](#)

STEERS	Price Range	Avg	Top	HEIFERS	Price Range	Avg	Top
600-699	102.00-135.00	124.61	137.0	700-799	111.00-120.00	116.18	120.00
500-599	130.00-150.00	140.11	150.00	600-699	114.00-126.00	119.43	126.00
400-499	72.00-150.50	119.81	150.50				

Stocker sale at: [Brussels Livestock, July 26, 2012 – 174 stockers](#)

STEERS	Price Range	Avg	Top	HEIFERS	Price Range	Avg	Top
400-499	130.00-198.00	173.68	198.00	400-499	137.00-174.50	158.37	174.50
399-	130.00-209.00	179.51	209.00	300-399	132.00-185.00	168.47	192.00
				299-	165.00-191.00	175.00	191.00



ALBERTA DIRECT TRADE

Week Ending [Thursday, July 26, 2012](#)

Steers	Live	109.50-110.00	Flat rail	179.50-181.85
Heifers	Live	109.00	Flat rail	179.50-181.85

U.S. TRADE (U.S. funds)

Week Ending [Thursday, July 26, 2012](#)

Live	114.00
Rail	180.00-181.00

QUEBEC ELECTRONIC AUCTION MARKET (F.O.B. the feedlot)

Week Ending **Thursday, July 26, 2012** **Price**
A1, A2 Steers **187.25-188.25**

CANADIAN BOXED BEEF CUT-OUT VALUES

Week Ending	AAA	AA
July 13, 2012	1.9193	1.8686
July 6, 2012	1.9520	1.8826
June 29, 2012	1.9795	1.9155

U.S. BOXED BEEF CUT-OUT VALUES (U.S. funds)

	Choice	Select
	600-900	600-900
Current 5 day average:	178.53	171.13

AVERAGE CARCASS WEIGHTS – CANADA

	Steers	Heifers
July 21, 2012	868	814
July 23, 2011	832	741

FEDERALLY INSPECTED CANADIAN KILL-

	Week Ending	YTD	% change
	July 21, 2012		of Yr. Ago
Grand Total	53,698	1,561,774	-3%
Western Slaughter	41,338	1,176,971	-2%
Eastern Slaughter	12,360	384,803	-6%

USDA ESTIMATED CATTLE KILL

	Week Ending	Previous Week	Year Ago
	July 28, 2012		
Grand Total	637,000	654,000	665,000

LIVE CATTLE EXPORTS-ONTARIO

	Week ending July 7, 12	Week ending June 30, 12	YTD
Total live slaughter cattle exported from Ont ports to the US.	2,271	2,044	58,371
Steers & Heifers	508	252	21,345
Cows	1,481	1,351	28,466
Bulls	282	441	8,560

BEEF EXPORTS-CANADA

	United States	Mexico
	Jan 1– June 2	Jan 1- May 31
Total	89,400 tonnes	11,252 tonnes

LIVE CATTLE-CANADA

IMPORTS		EXPORTS		
Jan 1- May 31		Jan 1- Jul 14		Export % change from 2011 YTD
Pure bred	1,669	Slaughter steers & heifers	213,738	-4.7%
Non-pure bred	20,288	Feeder steers & heifers	100,786	+85.7%
		Cows & Bulls	105,578	+2.9%

BEEF PRODUCTION-CANADA

	Jan 1 – July 21, 2012	Last Year Same Time	% Change
Fed	501,485 tonnes	493,334 tonnes	+1.7%
Non-fed	83,149 tonnes	86,034 tonnes	-3.4%

BEEF IMPORTS-CANADA

	Jan 1 - July 21	Last Year Same Time	% Change
United States	90,463 tonnes	92,060 tonnes	-1.7%
Non-NAFTA	28,455 tonnes	25,796 tonnes	+10.3%
Total	118,918 tonnes	117,857 tonnes	+0.9%

CHICAGO MERCANTILE EXCHANGE

Closing quotes on futures today were as follows:

Live Cattle		Feeder Cattle		Corn		Soybeans		Canadian \$	
\$/cwt US		\$/cwt US		\$/bu US ¢/bu		\$/bu US ¢/bu			
Aug	119.60 +1.42	Aug	137.75 +1.75	Sep	7.984 +17.2	Aug	16.842 +28.4	Spot	99.59 +0.55
Oct	125.27 +2.10	Sep	140.40 +1.57	Dec	7.932 +17.0	Sep	16.276 +31.2	Sep	99.48 +0.56
Dec	128.42 +2.05	Oct	142.45 +1.45	Mar	7.874 +14.2	Nov	16.016 +34.2	Dec	99.27 +0.55
Feb	131.80 +1.97	Nov	144.90 +1.35	May	7.810 +12.6	Jan	15.912 +36.2	Mar	99.05 +0.53
Apr	134.72 +2.02	Jan	147.87 +1.62	Jul	7.732 +11.6	Mar	14.790 +39.0	Jun	98.86 +0.53
Jun	131.80 +1.75	Mar	149.50 +0.90	Sep	6.706 +9.6	May	14.132 +27.2	Sep	98.66 +0.50

Ontario Cattlemen's Association, 130 Malcolm Rd., Guelph, ON N1K 1B1 Phone: (519) 824-0334 Fax: (519) 824-1930 or email: mktinfo@cattle.guelph.on.ca

OBCFPP LICENCE CHANGES

Now Licenced: Country Dealer

Simon Langeraaap, 1673 Hutchinson Road, Dunnville, Ontario N1A 2W2 905-774-3707

Comments for the week ending July 26, 2012

There were 2,334 cull cows sold through auction markets this week down 98 from last week and 527 more than this time last year. Cows traded from \$51.57-\$70.45 averaging \$61.01 down \$2.35 from last week and \$3.00 lower than year ago prices. This is the first time since May 2010 that prices have dropped below year ago prices for a given week. This week's average price is the lowest average weekly price since December 16, 2011 which saw an average price of \$59.38. Prices have declined steadily since June 22nd as pastures have dried up and more cows are being sent to market. Since June 22nd, cull cow prices have dropped \$15.54 cwt in total.

Replacements are being pulled off pasture and sent to market earlier than expected as 4,488 replacements were sold through auction markets this week which is steady to last week and 49% more than this time last year. Sales early in this reporting period saw prices steady to last week's decline, to barely steady. As the week progressed we saw reports of good quality cattle steady to barely steady, with medium quality and plainer types under pressure up to \$2.00 lower. One report saw stockers off \$5.00-\$8.00 from last week. Actual average prices this week for steers under 500 lbs were \$2.04 higher, 500-600 lbs down \$13.91, 600-700 lbs down \$6.86, 700-800 lbs down \$3.92, 800-900 lbs up \$0.27 and steers over 900 lbs averaged \$4.55 lower than last week. Heifers under 400 lbs averaged \$2.96 lower, 400-500 lbs down \$1.65, 500-600 lbs down \$2.97, 600-700 lbs down \$2.44, 700-800 lbs down \$2.65 and heifers over 800 lbs averaged \$3.18 lower than last week.

Ontario rail grade prices also declined as the week progressed. Steers started out at \$191.00-\$196.00 dressed but by Wednesday were at \$191.00-\$194.00. Heifers followed the same trend starting out at \$190.00-\$195.00 dressed, down to \$190.00-\$193.00 by Wednesday. This week's prices averaged \$2.75 lower than last week and \$10.75 higher than the same time last year.

Alberta direct trade this week saw live prices \$1.00 lower while business on the rail was \$1.00 higher than last week. Steers sold from \$109.50-110.00 live and \$179.50-\$181.85 flat rail. Heifers sold at \$109.00 live and \$179.50-\$181.85 flat rail.

U.S. cash cattle trade was light in the south late Thursday with prices \$1.00 higher at \$114.00 live. Light to moderate business in the north was \$1.00-\$2.00 higher with sales from \$180.00-\$181.00 dressed. Today, some light trade erupted in all areas in the morning with prices fully steady to Thursday. However, by noon, business came to a halt as cattle futures strengthened triple digits and sellers dug in their heels holding out for higher prices. If bids don't improve then business for the week will probably be finished leaving cattle to carry over and packers short bought going into next week.