



# Weekly Market Information Report



**Week Ending Thursday, October 18, 2012**

The following information is collected from various sources and disseminated by the Ontario Cattlemen's Association.

## ONTARIO DIRECT TO PACKER RAILGRADE CATTLE TRADE

This is a summary for the week of rail grade prices on a carcass weight basis, before grade and weight discounts.

<b>A grade steers</b>	<b>185.00-189.00</b>
<b>A grade heifers</b>	<b>184.00-188.00</b>

## ONTARIO LIVE CATTLE TRADE

Ontario auction sales this week saw weighted average price ranges for

<b>FED CATTLE</b>	<b>Volume</b>	<b>Price Range</b>	<b>Average</b>	<b>Top</b>	<b>Last week Avg</b>
Large Frame Steers +1250	194	94.21-115.70	109.18	134.00	109.36
Medium Frame Steers +1250	71	101.13-115.26	108.50	133.00	110.70
Large & Medium Frame Steers +1250	265	100.72-120.46	110.34	134.00	110.54
Large Frame Heifers +1000	218	99.29-112.07	107.33	123.50	109.95
Medium Frame Heifers +1000	108	96.96-114.06	106.83	128.75	108.14
Large & Medium Frame Heifers +1000	326	96.79-113.21	107.29	128.75	109.54
Cows- All Weights	2,843	51.74-70.31	61.42	96.00	61.77
Bulls- All Weights	198	70.41-89.92	79.69	114.00	79.01

## **STOCKERS-Large and Medium Frame**

<b>STEERS</b>	<b>Volume</b>	<b>Price Range</b>	<b>Average</b>	<b>Top</b>	<b>Last week Avg</b>
<b>1000+</b>	1,636	126.77-134.82	130.24	139.00	130.39
<b>900-999</b>	1,316	129.14-138.65	133.73	144.10	135.88
<b>800-899</b>	539	119.77-139.12	132.64	147.00	134.45
<b>700-799</b>	533	126.58-144.60	137.27	155.50	134.65
<b>600-699</b>	729	120.76-157.01	142.62	169.00	141.46
<b>500-599</b>	967	132.29-170.22	154.53	193.00	159.79
<b>400-499</b>	709	135.61-184.42	162.95	204.00	169.63
<b>-399</b>	313	125.41-191.83	162.82	217.00	171.92

<b>HEIFERS</b>	<b>Volume</b>	<b>Price Range</b>	<b>Average</b>	<b>Top</b>	<b>Last week Avg</b>
<b>+900</b>	284	109.66-119.98	115.75	127.00	115.64
<b>800-899</b>	539	118.73-132.58	126.66	141.25	130.14
<b>700-799</b>	550	120.55-135.80	129.17	144.50	126.15
<b>600-699</b>	467	110.33-141.30	129.34	148.50	133.35
<b>500-599</b>	671	119.23-152.90	138.56	176.00	140.82
<b>400-499</b>	664	119.99-166.52	148.70	185.00	150.50
<b>300-399</b>	216	122.95-168.44	148.27	202.00	159.37
<b>-299</b>	56	121.99-158.09	139.32	195.00	150.18

## **At Kawartha Lakes Co-op Auction Market: October 13, 2012 – 180 cows, 25 bulls**

	<b>Price Range</b>	<b>Average</b>	<b>Top</b>
<b>Cows</b>	39.00-85.00	61.59	85.00
<b>Bulls under 1600 lbs</b>	70.50-114.00	87.46	114.00
<b>Bulls over 1600 lbs</b>	73.00-83.00	78.44	83.00

At **Talbotville Livestock: Saturday October 13, 2012: 138 head**

	Price Range	Top
Good & Choice Steers	108.25-125.75	
Good & Choice Heifers	105.00-113.00	
Good Cows	63.50-74.00	
Medium Cows	54.00-59.00	
Good Heavy Bulls	55.00-78.00	

At **Denfield Livestock Exchange Inc. – October 16, 2012 – 397 cattle**

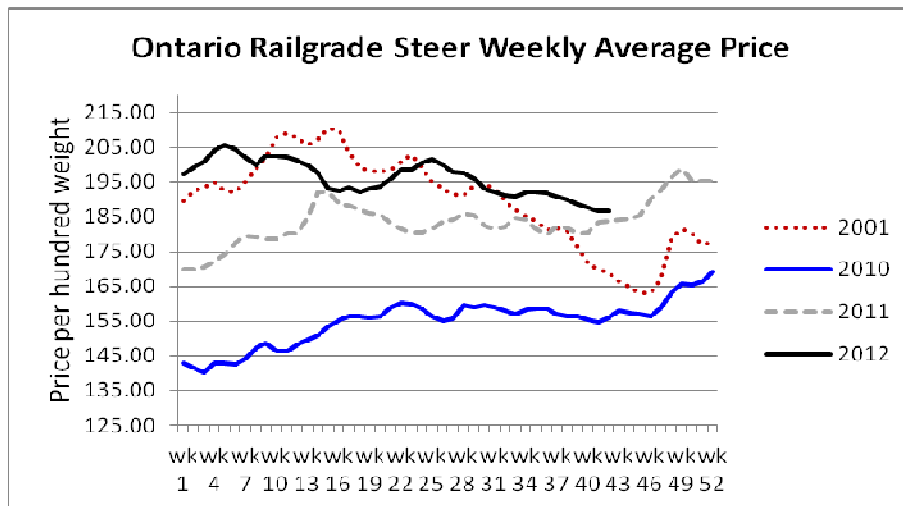
	Price Range		Price Range
Choice steers	112.00-116.00	Choice heifers	112.00-116.00
Good steers	107.00-111.00	Good heifers	106.00-110.00
Good beef cows	60.00-70.00	Good Hol veal	105.00-111.00 top 120.00
Good Hol cows	60.00-70.00	Plain & Heavy veal	95.00-105.00
D1 & D2 cows	50.00-60.00	Choice drop calves	\$120.00-\$150.00 top \$400.00
D3 & D4 cows	40.00-50.00	Good drop calves	\$80.00-\$120.00
Good beef bulls	80.00-90.00	Plain & Newborns	\$30.00-\$75.00
Good Hol bulls	70.00-80.00		

At: **Renfrew Pontiac Livestock Ltd. – October 16, 2012- 17 Replacement Calves, 96 Cows, 19 Bulls**

	Range	Top
Replacement calves	\$30.00-\$90.00	\$95.00
Cows D1 & D2	63.00-67.00	82.00
Cows D3	54.00-63.00	
Cows D4	50.00-55.00	
Bulls	70.00-76.00	111.00

At: **Aylmer Stockyards Inc – October 17, 2012 – 276 cattle**

	Price Range		Price Range
Good Cows	63.00-72.00 top 103.00	Good & choice veal	100.00-112.00
Med & plain cows	57.00-62.00	Plain & heavy veal	85.00-98.00
Bulls	78.00-81.00	Replacement calves	\$75.00-\$110.00



### ONTARIO STOCKER & FEEDER TRADE

Stocker sale at: **Brussels Livestock, October 12, 2012– 1,317** stockers

STEERS	Price Range	Avg	Top	HEIFERS	Price Range	Avg	Top
1000+	115.00-125.00	120.75	127.00	900+	113.50-122.25	119.23	125.25
900-999	127.75-138.85	131.59	138.85	800-899	123.00-141.25	130.71	141.25
800-899	125.50-139.00	132.19	142.00	700-799	125.50-144.00	132.93	144.50
700-799	130.00-155.50	145.83	155.50	600-699	129.00-148.50	137.08	148.50
600-699	139.00-155.00	149.45	169.00	500-599	126.00-158.00	147.80	176.00
500-599	143.00-171.50	159.03	193.00	400-499	137.00-170.00	154.80	180.00
400-499	159.00-182.00	169.08	197.00	300-399	157.00-182.00	173.77	202.00
399-	172.00-200.00	187.00	200.00	299-	160.00-175.00	168.57	175.00

Stocker sale at: **Kawartha Lakes Co-op Auction Market, October 13, 2012– 136** stockers

STEERS	Price Range	Avg	Top	HEIFERS	Price Range	Avg	Top
700-799	116.00-135.00	125.63	135.00	800-899	98.00-122.75	118.07	122.75
600-699	117.00-144.50	131.92	144.50	600-699	85.00-125.50	115.97	125.50
500-599	105.00-154.00	138.21	154.00	400-499	77.00-156.00	125.55	156.00
400-499	112.00-160.00	145.47	160.00				
399-	100.00-177.50	145.39	200.00				

Stocker sale at: **Maple Hill Auctions Ltd, October 15, 2012 – 295** stockers

STEERS	Price Range	Avg	Top	HEIFERS	Price Range	Avg	Top
1000+	133.50-52 hd			900+	110.00-127.00	113.40	127.00
900-999	129.00-129.35	129.18	129.35	800-899	127.00-135.50	133.54	135.50
700-799	129.0-161.75	129.63	131.75	700-799	126.00-137.50	132.78	140.75
				600-699	134.50-140.75	135.77	140.75

Stocker sale at: **Selby Livestock & Auctions Center, October 15, 2012 – 172** stockers

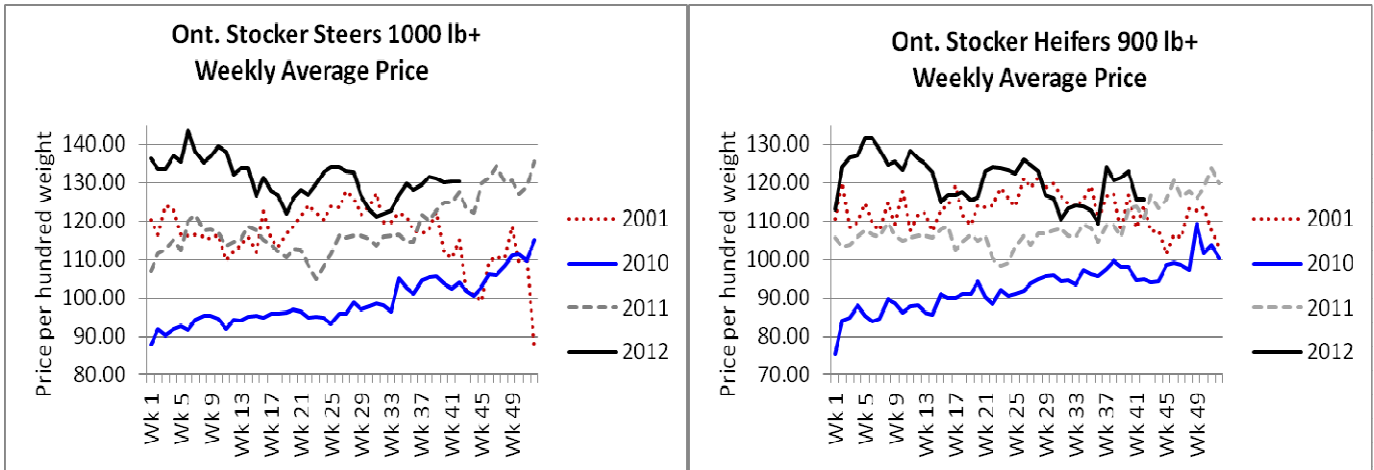
STEERS	Price Range	Avg	Top	HEIFERS	Price Range	Avg	Top
600-699	81.00-146.00	129.68	146.00	600-699	80.00-142.00	125.57	142.00
500-599	117.00-163.50	149.62	163.50	500-599	104.00-148.00	124.80	148.00
400-499	140.00-198.00	180.15	198.00	400-499	110.00-168.00	142.46	168.00
399-	100.00-189.00	157.50	189.00	300-399	126.00-169.00	149.87	169.00

Stocker sale at: **Temiskaming Livestock Sales, October 15, 2012– 70** stockers

STEERS	Price Range	Avg	Top	HEIFERS	Price Range	Avg	Top
500-599	135.50-150.00	146.56	156.50	500-599	124.00-134.50	128.86	136.50
400-499	85.00-180.00	131.25	180.00				
399-	123.50-179.00	146.56	179.00				

Stocker sale at: **Vankleek Hill Livestock Exchange, October 15, 2012– 184** stockers

STEERS	Price Range	Avg	Top	HEIFERS	Price Range	Avg	Top
800-899	98.00-139.00	120.99	139.00	800-899	92.00-120.00	108.32	120.00
700-799	120.00-145.00	136.15	145.00	700-799	90.00-128.00	113.82	128.00
600-699	131.00-150.00	137.12	150.00	600-699	96.00-129.00	124.49	139.00
500-599	134.00-165.00	145.59	165.00	500-599	123.00-143.00	130.81	143.00
400-499	104.00-166.00	138.59	166.00	400-499	124.00-161.00	136.68	161.00
399-	108.00-177.00	145.12	177.00	300-399	82.00-142.00	126.07	142.00



Stocker sale at: [Community Livestock Exchange – October 16, 2012](#)– 388 stockers

STEERS	Price Range	Avg	Top	HEIFERS	Price Range	Avg	Top
700-799	76.00-144.00	114.80	144.00	600-699	80.00-143.00	123.20	143.00
600-699	103.00-164.50	135.50	164.50	500-599	78.00-151.00	127.90	151.00
500-599	97.00-175.00	148.80	175.00	400-499	79.00-169.00	130.80	169.00
400-499	100.00-190.00	162.30	190.00	300-399	87.50-130.00	101.60	130.00
399-	140.00-156.00	149.20	156.00				

Stocker sale at: [Keady Livestock Market – October 16, 2012](#) – 1,132 stockers

STEERS	Price Range	Avg	Top	HEIFERS	Price Range	Avg	Top
1000+	132.25-138.50	136.43	138.50	900+	115.00-124.00	119.43	124.00
900-999	134.00-136.25	135.73	136.25	800-899	124.75-127.25	126.61	127.25
800-899	125.50-137.25	131.85	147.00	700-799	117.00-132.25	127.70	132.25
700-799	127.50-148.25	138.88	148.25	600-699	111.00-139.00	127.75	139.00
600-699	139.50-168.50	153.36	168.50	500-599	125.00-150.00	135.44	167.00
500-599	146.00-180.00	164.73	183.00	400-499	135.00-184.00	165.77	184.00
400-499	169.00-194.00	182.00	194.00	300-399	175.00-187.00	182.50	187.00
399-	181.00-193.00	189.15	200.00	299-	142.50-170.00	164.50	170.00

Stocker sale at: [Renfrew Pontiac Livestock Ltd. – October 16, 2012](#) – 670 stockers

STEERS	Price Range	HEIFERS	Price Range
900-999	123.00-132.00	800-899	124.00-128.50
800-899	132.00-136.00	700-799	128.00-133.50
700-799	135.00-147.00	600-699	133.00-144.00
600-699	146.00-155.00	500-599	144.00-156.00
500-599	155.00-177.00	400-499	156.00-167.00
400-499	177.00-188.00	300-399	167.00-180.00
399-	188.00-205.00		

Stocker sale at: [Ontario Livestock Exchange – October 17, 2012](#) – 704 stockers

STEERS	Price Range	Avg	Top	HEIFERS	Price Range	Avg	Top
1000+	121.00-139.00	127.29	139.00	900+	110.50-122.00	117.96	122.00
900-999	129.75-140.50	133.44	140.50	800-899	120.00-131.25	126.88	131.25
800-899	126.00-139.00	132.22	139.00				
700-799	139.50-149.75	147.70	149.75				
600-699	138.50-151.50	146.30	151.50				

Stocker sale at: **Ontario Livestock Exchange, October 18, 2012 – 273** stockers

STEERS	Price Range	Avg	Top	HEIFERS	Price Range	Avg	Top
800-899	119.00-129.50	123.25	129.50	800-899	84.00-129.00	114.96	129.00
700-799	117.50-129.00	123.42	137.00	700-799	97.00-127.00	114.87	127.00
600-699	119.00-141.50	133.69	141.50	600-699	77.00-124.00	97.29	130.00
500-599	100.00-157.00	137.15	157.00	500-599	117.00-140.00	130.36	147.00
400-499	118.00-166.00	146.79	171.00	400-499	105.00-160.00	145.97	160.00
399-	84.00-175.00	143.12	175.00	300-399	65.00-160.00	118.70	160.00
				299-	105.00-146.00	135.25	146.00

Stocker sale at: **Ontario Stockyards Inc, October 18, 2012 – 1,361** stockers

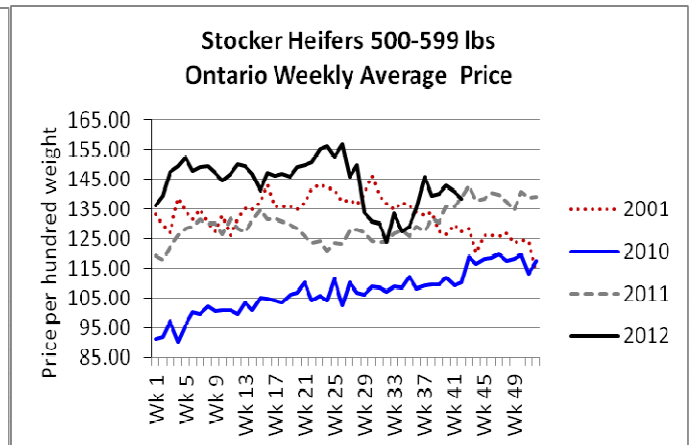
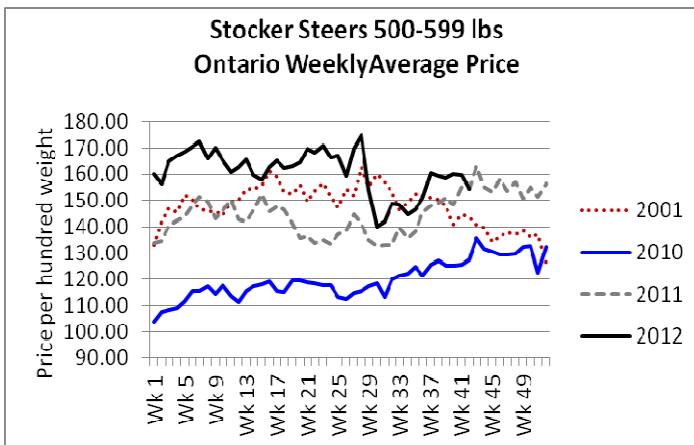
STEERS	Price Range	Avg	Top	HEIFERS	Price Range	Avg	Top
1000+	83.00-110.00	93.08	124.00	900+	95.00-112.00	106.02	112.50
900-999	115.00-133.00	125.56	133.00	800-899	114.50-128.75	123.81	128.75
800-899	94.00-142.00	126.69	142.00	700-799	116.50-138.25	130.47	138.25
700-799	118.50-142.00	130.29	149.00	600-699	113.00-139.00	129.76	139.00
600-699	134.00-161.00	144.75	162.50	500-599			
500-599	146.50-172.00	159.48	175.00	400-499			
400-499	144.00-186.00	160.64	204.00	300-399			
399-	146.75-195.00	174.10	212.50	299-			

Stocker sale at: **Ottawa Livestock Exchange, October 18, 2012 – 446** stockers

STEERS	Price Range	Avg	Top	HEIFERS	Price Range	Avg	Top
800-899	103.00-130.00	121.50	130.00	700-799	114.00-121.00	116.33	128.00
700-799	125.00-143.00	134.30	143.00	600-699	120.00-144.50	134.22	144.50
600-699	118.00-151.00	136.79	158.00	500-599	128.00-154.00	142.69	154.00
500-599	132.00-165.00	149.72	175.00	400-499	120.00-162.00	147.24	181.00
400-499	141.00-183.00	164.66	193.50	300-399	108.00-160.00	134.04	170.00
399-	136.00-205.00	165.53	208.00	299-	95.00-129.00	117.22	150.00

Stocker sale at: **Brussels Livestock, October 18, 2012 – 458** stockers

STEERS	Price Range	Avg	Top	HEIFERS	Price Range	Avg	Top
500-599	168.50-175.00	171.48	175.00	500-599	132.00-166.00	154.86	166.00
400-499	144.00-174.00	162.06	188.00	400-499	137.00-166.00	159.16	166.00
399-	105.00-201.00	159.31	217.00	300-399	136.00-167.00	154.02	188.00



**SPECIAL FALL STOCKER SALES**

Stocker sale at: **Keady Livestock Market, October 12, 2012 – 1,894** Yearlings- overnight stand

<b>STEERS</b>	Price Range	Avg	Top	<b>HEIFERS</b>	Price Range	Avg	Top
<b>1000+</b>	131.35-134.10	132.73	136.00	<b>800-899</b>	130.75-134.75	132.15	134.75
<b>900-999</b>	132.50-140.00	135.55	144.10	<b>700-799</b>	134.75-137.00	136.42	137.00
<b>800-899</b>	139.75-144.50	142.34	144.60				
<b>700-799</b>	149.50-149.97	149.75	149.97				

Yearlings sold on a steady market.

Stocker sale at: **Kawartha Lakes Co-op Auction Mkt – October 17, 2012 – 752** stockers

<b>STEERS</b>	Price Range	Avg	Top	<b>HEIFERS</b>	Price Range	Avg	Top
<b>1000+</b>	116.50-126.75	120.15	126.75	<b>900+</b>	114.24-117.00	115.53	117.00
<b>900-999</b>	83.00-139.75	134.59	139.75	<b>800-899</b>	115.00-135.00	128.96	135.00
<b>800-899</b>	112.00-142.00	139.58	142.00	<b>700-799</b>	121.49-139.99	132.82	139.99
<b>700-799</b>	118.00-150.50	141.19	150.50	<b>600-699</b>	96.00-141.99	127.82	141.99
<b>600-699</b>	105.49-162.50	146.55	162.50	<b>500-599</b>	97.50-141.00	130.64	141.00
<b>500-599</b>	125.00-177.00	154.97	177.00	<b>400-499</b>	82.50-152.51	136.18	152.51
<b>400-499</b>	140.00-192.02	170.49	192.02	<b>300-399</b>	145.00-147.50	145.66	147.50
<b>399-</b>	145.00-180.48	165.97	180.48				

Eastern Angus Stocker sale-The light weight calves trading \$180.00-\$190.00. 650 lb weight strrs fetching 975.00 - 1000.00 . Hfrs 650lb-690 lb weight \$900.00, the 850 weight strrs traded at \$1175.00, the sale was well attended with active buyer interest.

**ALBERTA DIRECT TRADE**

Week Ending **Thursday October 18, 2012**

<b>Steers</b>	<b>Live</b>	106.00-108.00	<b>Flat rail</b>	N/T
<b>Heifers</b>	<b>Live</b>	107.40-108.00	<b>Flat rail</b>	N/T

**U.S. TRADE (U.S. funds)**

Week Ending **Thursday October 18, 2012**

<b>Live</b>	125.00- Last Friday
<b>Rail</b>	193.00 – majority- last Friday

**QUEBEC ELECTRONIC AUCTION MARKET (F.O.B. the feedlot)**

Week Ending **Thursday October 18, 2012**

	Price
<b>A1, A2 Steers</b>	185.00-186.25

**CANADIAN BOXED BEEF CUT-OUT VALUES**

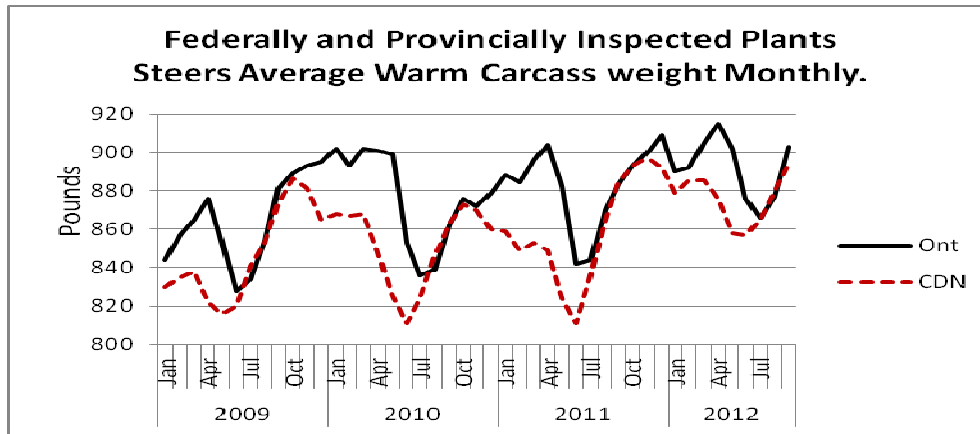
<b>Week Ending</b>	<b>AAA</b>	<b>AA</b>
September 28, 2012	1.7815	1.7257
September 21, 2012	1.7466	1.6915
September 14, 2012	1.8529	1.7978

**U.S. BOXED BEEF CUT-OUT VALUES (U.S. funds)**

	<b>Choice</b>	<b>Select</b>
	<b>600-900</b>	<b>600-900</b>
<b>Current 5 day average:</b>	194.65	179.62

**AVERAGE CARCASS WEIGHTS – CANADA**

	<b>Steers</b>	<b>Heifers</b>
<b>Oct 13, 2012</b>	896	841
<b>Oct 15, 2011</b>	890	819



**FEDERALLY INSPECTED CANADIAN KILL**

	Week Ending Oct 13, 2012	YTD	% change of Week Ago	% change of Yr. Ago
<b>Grand Total</b>	<b>40,866</b>	<b>2,139,679</b>	<b>+0%</b>	<b>-7%</b>
<b>Western Slaughter</b>	<b>28,970</b>	<b>1,610,057</b>	<b>+9%</b>	<b>-6%</b>
<b>Eastern Slaughter</b>	<b>11,896</b>	<b>529,622</b>	<b>-17%</b>	<b>-10%</b>

**USDA ESTIMATED CATTLE KILL**

	Week Ending October 20, 2012	Previous Week	Year Ago
<b>Grand Total</b>	<b>634,000</b>	<b>631,000</b>	<b>655,000</b>

**LIVE CATTLE EXPORTS-ONTARIO**

	Week ending Sept 29, 12	Week ending Sept 22, 12	YTD
Total live slaughter cattle exported from Ont ports to the US.	<b>3,997</b>	<b>3,795</b>	<b>94,128</b>
Steers & Heifers	<b>1,138</b>	<b>987</b>	<b>29,377</b>
Cows	<b>2,445</b>	<b>2,215</b>	<b>51,398</b>
Bulls	<b>414</b>	<b>593</b>	<b>13,453</b>

**BEEF EXPORTS-CANADA**

	United States Jan 1- August 31	% change	Mexico Jan 1- August 31	% change
<b>Total</b>	<b>152,830 tonnes</b>	<b>-8%</b>	<b>18,219 tonnes</b>	<b>-13%</b>

**LIVE CATTLE-CANADA**

	IMPORTS Jan 1- August 31	EXPORTS Jan 1- Oct 6	Export % change from 2011 YTD
<b>Pure bred</b>	<b>2,843</b>	<b>Slaughter steers &amp; heifers 295,595</b>	<b>-7%</b>
<b>Non-pure bred</b>	<b>29,092</b>	<b>Feeder steers &amp; heifers 111,183</b>	<b>+69%</b>
		<b>Cows &amp; Bulls 158,137</b>	<b>+13%</b>

**BEEF PRODUCTION-CANADA**

	Jan 1 - Oct 13, 2012	Last Year Same Time	% Change
<b>Fed</b>	<b>702,710 tonnes</b>	<b>712,960 tonnes</b>	<b>-1%</b>
<b>Non-fed</b>	<b>104,399 tonnes</b>	<b>120,159 tonnes</b>	<b>-13%</b>

## BEEF IMPORTS-CANADA

	Jan 1 – Oct 13, 2012	Last Year Same Time	% Change
<b>United States</b>	136,573 tonnes	132,723 tonnes	+3%
<b>Non-NAFTA</b>	34,432 tonnes	28,567 tonnes	+21%
<b>Total</b>	175,124 tonnes	164,785 tonnes	+6%

## CHICAGO MERCANTILE EXCHANGE

Closing quotes on futures today were as follows:

<b>Live Cattle</b>			<b>Feeder Cattle</b>			<b>Corn</b>		<b>Soybeans</b>		<b>Canadian \$</b>				
\$/cwt US			\$/cwt US			\$/bu US	¢/bu	\$/bu US	¢/bu					
<b>Oct</b>	126.30	+0.07	<b>Oct</b>	146.15	-0.70	<b>Dec</b>	7.614	+0.6	<b>Nov</b>	15.342	-11.2	<b>Spot</b>	100.67	-0.84
<b>Dec</b>	127.27	-0.77	<b>Nov</b>	148.37	-0.75	<b>Mar</b>	7.594	+0.2	<b>Jan</b>	15.364	-9.6	<b>Dec</b>	100.52	-0.83
<b>Feb</b>	131.00	-0.42	<b>Jan</b>	150.22	-0.42	<b>May</b>	7.536	-0.2	<b>Mar</b>	15.092	-10.4	<b>Mar</b>	100.30	-0.83
<b>Apr</b>	134.77	-0.50	<b>Mar</b>	152.20	-0.57	<b>Jul</b>	7.456	-0.4	<b>May</b>	14.636	-12.0	<b>Jun</b>	100.08	-0.81
<b>Jun</b>	131.20	-0.45	<b>Apr</b>	153.72	-0.62	<b>Sep</b>	6.634	-2.6	<b>Jul</b>	14.502	-11.0	<b>Sep</b>	99.86	-0.79
<b>Aug</b>	131.02	-0.50	<b>May</b>	155.30	-0.17	<b>Dec</b>	6.346	-0.4	<b>Aug</b>	14.240	-10.6	<b>Dec</b>	99.62	-0.79

Ontario Cattlemen's Association, 130 Malcolm Rd., Guelph, ON N1K 1B1 Phone: (519) 824-0334 Fax: (519) 824-1930 or email: [mktinfo@cattle.guelph.on.ca](mailto:mktinfo@cattle.guelph.on.ca)

## OBCFPP LICENCE CHANGES

**Licence Withdrawn:** as per their request as no longer killing cattle

Metzger Meat Products, 180 Brock Ave, Hensall, ON NOM 1X0

## UPCOMING SPECIAL FALL STOCKER SALES

Oct 20	9:00 am	Keady Livestock Market	Bruce Peninsula Calf Club- (Charolais)- Presorted
Oct 20	10:00 am	Thessalon- Algoma Co-op Livestock	Stocker sale- Calves
Oct 20	11:00 am	Denfield Livestock Exchange	Bred Cows and Cow Calf Pairs
Oct 21	1:00 pm	Kawartha Lakes Co-op Auction Mkt	Pure Bred Sale- Autumn Harvest Angus Sale
Oct 22	11:00 am	Carsons Farm and Auction Services	Fall stocker sale, All preconditioned
Oct 22	7:00 pm	Maple Hill Auctions Ltd	Local vaccinated calf sale
Oct 23	9:00 am	Keady Livestock Market	Georgian Bay Premium Charolais Calf Assoc- Presort sale
Oct 23	11:00 am	Ontario Stockyards Inc	Special fall yearling sale
Oct 24	11:00 am	Kawartha Lakes Co-op Auction Mkt	Stocker sale
Oct 25	9:00 am	Keady Livestock Market	Bluewater Black Calf Club, mainly black, age verified, presorted
Oct 25	10:00 am	Warton-Grey Bruce Livestock Co-op	Calf sale- mostly vaccinated
Oct 25	11:00 am	Ontario Stockyards Inc	Leeds/Grenville calf sale in conjunction with regular sale
Oct 26	10:00 am	Brussels Livestock	Hereford Influence Sale @ 1:00 pm in regular stocker sale
Oct 26	11:00 am	Community Livestock Exchange(Hoards)	Quinte Cattlemen's Assoc sale- 100% vaccinated & catalogued
Oct 26	12:00 pm	Listowel Livestock	Local calf sale- vaccinated
Oct 26	12:00 pm	Temiskaming Livestock Sales	Bred Cow Sale
Oct 27	9:00 am	Keady Livestock Market	Central Calf Assoc- All breeds, age verified, vacc, owner lots
Oct 27	9:30 am	Stratton- Rainy River Cattlemen's	Late season calves, most age verified & vacc. Bred Cow sale
Oct 27	3:00 pm	Talbotville Livestock Exchange	Fall stocker and bred cow sale
Oct 31	7:30 pm	Vankleek Hill Livestock Exchange	Stocker sale
Nov 2	9:00 am	Keady Livestock Market	Local calves, pre weaned or right off cow- owner lots
Nov 2	7:00 pm	Cargill Auction Market	Local calf sale
Nov 3	11:00 am	Brussels Livestock	Bred cow sale, cows must be in by 9:00 am
Nov 3	11:00 am	Denfield Livestock Exchange	Local calf sale



### **Comments for the week ending October 18, 2012**

There were 583 fed cattle sold through auction markets this week up 58 from last week and 434 less than this time last year. Steers traded from \$100.72-\$120.46 averaging \$110.34 down \$0.20 from last week and \$0.37 higher than year ago prices. Heifers sold from \$96.79-\$113.21 averaging \$107.29 down \$2.25 from last week and \$0.55 lower than year ago prices. Auction markets reported unanimously that the market was steady.

There were 2,843 cull cows sold through auction markets this week up 614 from last week but 391 less than last year at this time. Cull cows were reported from \$51.74-\$70.31 averaging \$61.42 down \$0.35 from last week and \$1.37 stronger than last year at this time. At the first of the reporting period cows were reported as steady and strong to \$1.00 higher but from Monday on, all auctions reported a steady trade.

There were 10,189 replacement cattle sold though auction markets this week up 10.1% from last week and 8% less than this time last year. Auction market reports were generally steady with one reporting steer calves down \$2.00-\$3.00 while heifer calves were up \$2.00-\$3.00. Trade continues to be active. Actual average prices this week saw steers under 500 lbs average \$6.68 lower, 500-600 lbs down \$5.26, steers 600-700 lbs up \$1.16, 700-800 lbs up \$2.62, 800-900 lbs down \$1.81 and steers over 900 lbs averaged \$1.99 lower than last week. Heifers under 400 lbs averaged \$11.10 easier, 400-500 lbs down \$1.80, 500-600 lbs down \$2.26, 600-700 lbs down \$4.01, 700-800 lbs up \$3.02 and heifers over 800 lbs averaged \$0.55 lower than last week's averages.

Ontario rail grade prices the previous Friday were steady but on Monday the bottom of the range gained \$1.00. Steers started out at \$185.00-\$188.00 dressed up to \$186.00-\$188.00 on Monday and held at that price the remainder of the week. Heifers started at \$184.00-\$187.00 dressed to \$185.00-\$187.00 by Monday and also held steady. This week's average price is \$0.25 higher than last week and \$3.00 higher than this time last year.

The Quebec Electronic Market this week saw steers and heifers trade from \$185.00-\$186.25 dressed (F.O.B. the feedlot), up \$0.16 on average from the previous week.

Alberta direct trade was light to moderate this week with live prices steady to \$1.00 higher with U.S. buying interest being price supportive. Dressed deals were not reported this week. Steers sold from \$106.00-\$108.00 live and heifers \$107.40-\$108.00.

US cash cattle trade got going early this morning with sellers winning the battle this week. Business in the south was \$2.00-\$2.50 higher with sales from \$127.00-\$127.50 live. Trade in the north was slower getting started but once it did, prices were \$4.00-\$5.00 higher than last week at \$197.00-\$198.00 dressed.