



Weekly Market Information Report



Week Ending Thursday, November 1, 2012

The following information is collected from various sources and disseminated by the Ontario Cattlemen's Association.

ONTARIO DIRECT TO PACKER RAILGRADE CATTLE TRADE

This is a summary for the week of rail grade prices on a carcass weight basis, before grade and weight discounts.

A grade steers 188.00-191.00
A grade heifers 187.00-190.00

ONTARIO LIVE CATTLE TRADE

Ontario auction sales this week saw weighted average price ranges for

FED CATTLE	Volume	Price Range	Average	Top	Last week Avg
Large Frame Steers +1250	278	100.22-124.33	113.53	130.00	111.23
Medium Frame Steers +1250	102	107.26-117.87	111.67	124.75	115.07
Large & Medium Frame Steers +1250	380	102.44-122.03	113.19	130.00	113.09
Large Frame Heifers +1000	263	105.65-117.15	113.07	134.25	112.53
Medium Frame Heifers +1000	123	102.01-117.93	111.38	134.25	109.99
Large & Medium Frame Heifers +1000	386	104.32-117.48	112.68	134.25	111.84
Cows- All Weights	3,416	47.82-68.60	58.34	108.00	60.23
Bulls- All Weights	214	61.04-77.95	70.36	106.00	74.80

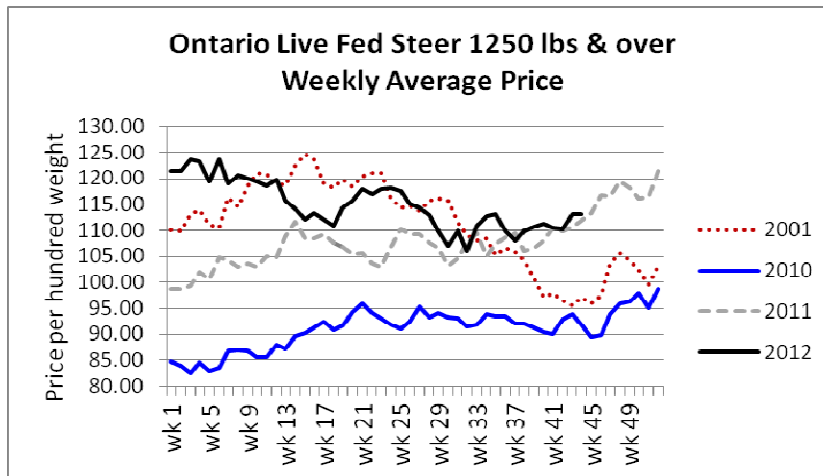
STOCKERS-Large and Medium Frame

STEERS	Volume	Price Range	Average	Top	Last week Avg
1000+	589	117.06-131.93	124.96	137.00	126.58
900-999	490	124.21-134.51	130.77	141.50	127.70
800-899	484	114.30-136.94	130.09	148.00	129.03
700-799	655	112.27-141.83	131.56	159.00	138.36
600-699	1,110	116.56-154.59	139.93	182.00	151.02
500-599	1,412	129.92-171.02	153.02	194.00	162.26
400-499	866	136.88-178.85	161.11	201.00	172.06
-399	339	130.91-177.19	153.97	201.00	166.95

HEIFERS	Volume	Price Range	Average	Top	Last week Avg
+900	454	104.39-117.95	112.39	122.25	118.28
800-899	502	113.89-128.93	122.05	132.00	123.90
700-799	474	111.88-133.17	125.13	141.80	129.00
600-699	562	113.28-138.96	128.21	146.50	135.20
500-599	966	123.77-151.60	139.86	173.00	144.17
400-499	775	121.35-156.45	144.08	188.00	154.15
300-399	237	130.71-162.24	147.30	192.00	155.79
-299	56	111.72-154.71	132.46	300.00	144.61

At Kawartha Lakes Co-op Auction Market: October 27, 2012 – 227 cows, 22 bulls

	Price Range	Average	Top
Cows	38.00-81.00	58.49	84.99
Bulls under 1600 lbs	77.50-91.50	83.19	91.50
Bulls over 1600 lbs	50.00-82.99	75.50	82.99



Talbotville Livestock: Saturday October 27, 2012: 178 head of cattle on offer

	Price Range	Top
Good & Choice Steers	110.25-125.75	
Good & Choice Heifers	110.00-116.25	
Good Cows	60.00-68.50	
Medium Cows	47.50-56.00	
Good Heavy Bulls	66.00-77.00	
Plain Holstein Veal	92.00-100.00	

At Denfield Livestock Exchange Inc. – October 30, 2012 – 313 cattle

	Price Range		Price Range
Choice steers	115.00-118.00	Choice heifers	115.00-119.00
Good steers	110.00-114.00	Good heifers	110.00-114.00
Good beef cows	60.00-70.00	Good Hol veal	105.00-110.00 top 116.00
Good Hol cows	55.00-63.00	Plain & Heavy veal	100.00-105.00
D1 & D2 cows	45.00-55.00	Choice drop calves	\$120.00-\$160.00
D3 & D4 cows	38.00-45.00	Good drop calves	\$80.00-\$120.00
Good beef bulls	60.00-77.50	Plain & Newborns	\$30.00-\$75.00

At: Renfrew Pontiac Livestock Ltd. – October 30, 2012- 22 Replacement Calves, 142 Cows, 15 Bulls

	Range	Top
Replacement calves	\$40.00-\$90.00	\$110.00
Cows D1 & D2	62.00-67.00	
Cows D3	54.00-61.00	
Cows D4	51.00-55.00	
Bulls	67.00-79.00	82.00

ONTARIO STOCKER & FEEDER TRADE

Stocker sale at: **Brussels Livestock, October 26, 2012– 2,410 stockers**

STEERS	Price Range	Avg	Top	HEIFERS	Price Range	Avg	Top
1000+	113.50-126.75	123.14	126.75	900+	111.50-120.00	116.29	121.25
900-999	120.75-132.00	126.95	132.00	800-899	115.00-131.25	123.81	131.25
800-899	123.00-135.50	130.05	135.50	700-799	119.00-135.50	126.58	135.50
700-799	118.00-138.00	128.83	145.00	600-699	114.00-140.00	130.40	140.00
600-699	126.00-157.00	141.99	182.00	500-599	125.00-154.00	138.59	154.00
500-599	138.50-164.50	150.39	164.50	400-499	135.00-156.00	151.03	162.00
400-499	142.00-169.50	154.33	191.00	300-399	124.00-156.00	138.43	170.00
399-	141.00-176.00	161.91	185.00	299-	110.00-126.00	117.20	167.00

Stocker sale at: **Kawartha Lakes Co-op Auction Market, October 27, 2012– 155** stockers

STEERS	Price Range	Avg	Top	HEIFERS	Price Range	Avg	Top
700-799	91.00-128.00	110.89	128.00	600-699	98.99-123.99	109.49	123.99
600-699	69.99-137.99	112.50	137.99	500-599	66.00-128.00	104.69	128.00
500-599	73.99-140.99	113.39	140.99	400-499	69.99-133.00	110.40	133.00
400-499	86.99-146.99	133.69	146.99	300-399	112.50-148.99	120.99	148.99
399-	70.99-160.00	112.99	163.99	299-	122.50-175.50	133.69	300.00

Stocker sale at: **Maple Hill Auctions Ltd, October 29, 2012 – 184** stockers

STEERS	Price Range	Avg	Top	HEIFERS	Price Range	Avg	Top
900-999	139.10-141.50	140.72	141.50	900+	119.25	119.25	119.25
800-899	120.00-134.00	129.40	134.00	800-899	119.50-129.85	125.91	129.85

Stocker sale at: **Selby Livestock & Auctions Center, October 29, 2012 – 123** stockers

STEERS	Price Range	Avg	Top	HEIFERS	Price Range	Avg	Top
600-699	70.00-130.00	110.00	130.00	600-699	102.00-133.00	126.24	133.00
500-599	124.50-159.00	130.88	159.00	400-499	100.00-163.50	139.93	163.50
400-499	111.00-193.00	166.82	193.00				
399-	150.00-160.00	153.33	160.00				

Stocker sale at: **Temiskaming Livestock Sales, October 29, 2012 – 112** stockers

STEERS	Price Range	Avg	Top	HEIFERS	Price Range	Avg	Top
700-799	90.00-119.00	100.97	125.50	600-699	119.00-120.00	119.86	127.00
600-699	120.50-140.00	136.63	140.00	500-599	123.50-129.50	126.75	134.50
500-599	129.50-140.50	134.50	150.50	400-499	125.50-132.00	129.83	140.00
400-499	140.50-154.50	143.41	166.00				
300-399	149.50-160.00	153.50	160.00				

Stocker sale at: **Vankleek Hill Livestock Exchange, October 29, 2012 – 127** stockers

STEERS	Price Range	Avg	Top	HEIFERS	Price Range	Avg	Top
600-699	116.00-140.00	130.15	140.00	600-699	87.00-134.00	118.43	134.00
500-599	121.00-149.00	136.96	154.00	500-599	76.00-143.00	123.07	143.00
400-499	117.00-145.00	128.83	145.00	400-499	113.00-139.00	132.03	139.00
399-	97.00-147.00	126.20	147.00				

Stocker sale at: **Community Livestock Exchange – October 30, 2012– 199** stockers

STEERS	Price Range	Avg	Top	HEIFERS	Price Range	Avg	Top
800-899	60.00-81.00	66.70	123.50	600-699	93.00-142.00	117.70	142.00
700-799	96.50-125.00	116.50	125.00	500-599	100.49-140.50	127.70	140.50
600-699	72.00-160.00	122.60	160.00	400-499	83.00-146.00	127.00	146.00
500-599	83.50-154.00	132.80	154.00	300-399	131.00-144.00	140.40	144.00
400-499	128.00-185.00	161.50	185.00				

Stocker sale at: **Keady Livestock Market – October 30, 2012– 1,031** stockers

STEERS	Price Range	Avg	Top	HEIFERS	Price Range	Avg	Top
1000+	123.50-134.00	131.95	134.00	900+	92.00-117.00	107.02	117.00
900-999	133.50-137.00	134.93	137.00	800-899	120.50-130.50	123.61	130.50
800-899	131.00-142.75	139.19	142.75	700-799	102.00-133.00	127.28	133.00
700-799	124.00-148.50	140.47	148.50	600-699	111.00-140.00	128.25	140.00
600-699	127.00-159.00	141.29	159.00	500-599	130.00-153.00	142.91	160.00
500-599	134.00-172.00	153.25	176.00	400-499	134.00-170.50	149.42	170.50
400-499	145.00-173.00	162.05	174.00	300-399	122.00-155.00	134.44	155.00
399-	140.00-168.00	149.79	168.00				

Stocker sale at: **Renfrew Pontiac Livestock Ltd. – October 30, 2012 – 467 stockers**

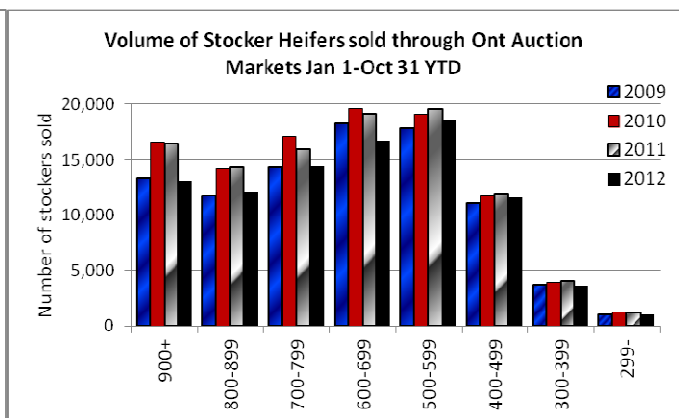
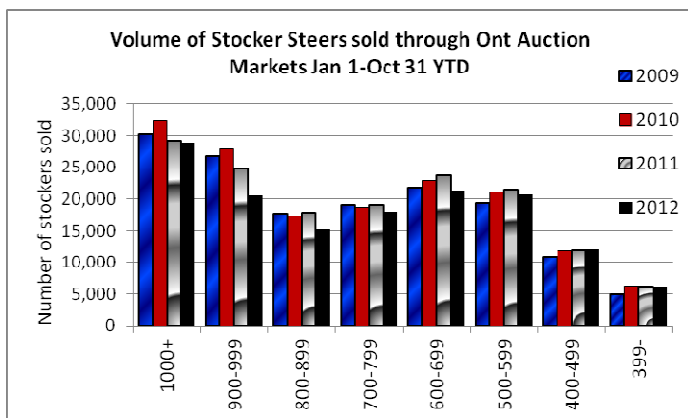
STEERS	Price Range	HEIFERS	Price Range
900-999	121.00-129.00	800-899	121.00-126.00
800-899	128.00-134.00	700-799	125.00-133.00
700-799	134.00-145.00	600-699	132.00-142.00
600-699	145.00-154.00	500-599	142.00-155.00
500-599	154.00-172.00	400-499	155.00-164.00
400-499	170.00-180.00	300-399	164.00-175.00

Stocker sale at: **Ontario Livestock Exchange, November 1, 2012 – 225 stockers**

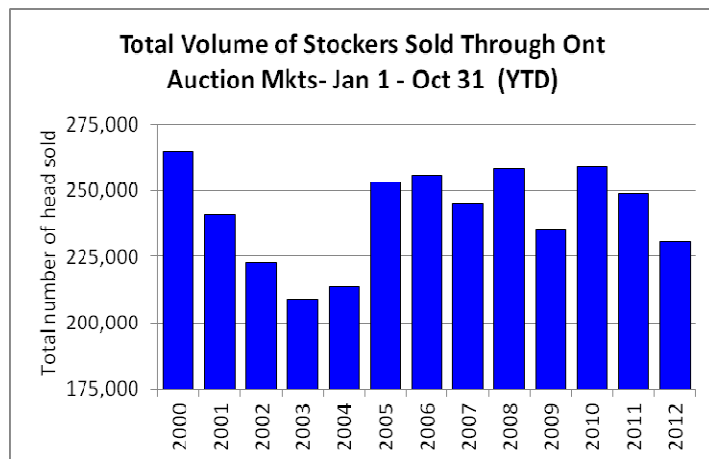
STEERS	Price Range	Avg	Top	HEIFERS	Price Range	Avg	Top
600-699	116.50-145.00	129.80	149.00	600-699	115.00-129.00	120.67	129.00
500-599	118.00-153.00	140.00	160.00	500-599	117.00-139.00	128.42	139.00
400-499	118.00-162.00	135.60	163.00	400-499	102.50-159.00	138.94	159.00
399-	135.00-165.00	146.43	165.00	300-399	107.00-130.00	120.33	145.00
				299-	100.00-202.50	145.17	202.50

Stocker sale at: **Ontario Stockyards Inc, November 1, 2012 – 1,314 stockers**

STEERS	Price Range	Avg	Top	HEIFERS	Price Range	Avg	Top
1000+	90.00-120.00	107.19	120.00	900+	78.50-111.75	98.55	122.25
900-999	105.00-127.00	118.86	136.50	800-899	106.00-125.50	118.65	126.50
800-899	111.50-127.00	121.19	131.00	700-799	117.00-136.50	127.09	136.50
700-799	127.75-148.00	137.87	148.00	600-699	120.00-146.50	133.12	146.50
600-699	125.00-155.00	141.48	163.25	500-599	130.50-151.00	142.60	155.00
500-599	133.00-168.00	152.39	181.50	400-499	140.00-165.00	154.12	188.00
400-499	144.00-201.00	176.81	201.00	300-399	144.00-178.00	160.32	178.00
399-	161.00-201.00	178.47	201.00	299-	148.00-218.00	182.54	218.00



YTD there have been 230,981 stockers sold through Ontario Auction markets, down 17,757 from 2011. To date, 2012 has the third lowest volume in the last 13 years, with 2003 & 2004 first and second (during the BSE crisis). 2009 saw 235,379 stockers pass through sales YTD, which is only 4,398 more than 2012. As seen in the chart above, Volume of stocker heifers, all weight categories are lower than the previous four years with the exception of 2009, where four categories are smaller in volume than 2012 (800-899,700-799,500-599,400-499). The steer chart shows volumes of all categories of steers lower than 2011 with the exception of the 400-499 and under 399 weights. Steers over 600 lbs are showing the lowest volumes in each weight class over the last four years. Stocker steers volumes under 600 lbs are above 2009 levels with the 400-499 weights showing the largest volume in the last four years.



Stocker sale at: **Ottawa Livestock Exchange, November 1, 2012 – 470 stockers**

STEERS	Price Range	Avg	Top	HEIFERS	Price Range	Avg	Top
700-799	97.00-133.00	119.30	135.00	700-799	100.00-119.00	110.00	129.00
600-699	116.00-145.00	133.69	148.00	600-699	116.00-134.00	125.67	134.00
500-599	110.00-159.00	137.52	163.00	500-599	116.00-140.00	130.65	155.00
400-499	136.00-181.00	160.54	181.00	400-499	112.00-152.00	136.88	156.00
399-	48.00-165.00	96.96	180.00	300-399	93.00-152.00	131.25	152.00
				299-	97.00-150.00	123.00	150.00

Stocker sale at: **Brussels Livestock, November 1, 2012 – 265 stockers**

STEERS	Price Range	Avg	Top	HEIFERS	Price Range	Avg	Top
500-599	130.00-160.00	148.14	160.00	400-499	120.00-149.00	130.10	157.00
400-499	137.00-165.00	154.07	175.50	300-399	137.00-168.00	151.00	170.00
399-	130.00-180.00	155.61	180.00				

SPECIAL FALL STOCKER SALES

Stocker Sale at: **Community Livestock Exchange, October 26, 2012– 663 Stockers**

STEERS	Price Range	Avg	Top	HEIFERS	Price Range	Avg	Top
900-999	112.99-128.50	125.20	128.50	900+	93.00-117.50	116.30	117.50
800-899	90.00-148.00	137.40	148.00	800-899	123.50-130.00	126.09	130.00
700-799	91.00-154.00	143.70	154.00	700-799	111.00-141.80	133.00	141.80
600-699	97.00-166.00	151.29	166.00	600-699	120.00-142.50	134.00	142.50
500-599	111.00-184.50	161.00	184.50	500-599	124.00-159.00	142.10	159.00
400-499	120.00-187.00	170.50	187.00	400-499	111.00-156.00	141.30	156.00
				300-399	101.00-144.00	128.30	144.00

Quinte Cattlemen’s Association - Vaccinated Sale. In a market that has softened somewhat in recent weeks, there was steady to strong demand for an offering of 663 cattle comprised of 293 heifers and 370 steers. Plainer cattle were under some pressure. There were 38 consignors and 23 purchasing buyers.

Stocker sale at: **Listowel Livestock – October 26, 2012 – 200 stockers**

STEERS	Price Range	HEIFERS	Price Range
800-899	156.00 – 1 lot	600-699	116.00-130.00
700-799	116.00-160.00	500-599	118.00-155.00
600-699	130.00-160.00	400-499	121.00-161.00
500-599	95.00-150.00	300-399	120.00-164.00
400-499	103.00-160.00		
399-	104.00-162.00		

Local Calf Sale- Lighter calves sold under pressure.

Stocker sale at: **Keady Livestock Market, October 27, 2012– 653** presorted calves

STEERS	Price Range	Avg	Top	HEIFERS	Price Range	Avg	Top
700-799	138.50-159.00	147.65	159.00	600-699	140.50-142.00	141.40	142.00
600-699	143.50-161.00	151.70	169.00	500-599	152.00-161.50	157.36	173.00
500-599	170.00-186.00	177.95	194.00	400-499	160.00-175.50	171.77	175.50
400-499	182.00-196.00	185.84	197.00	300-399	177.00-192.00	186.73	192.00
399-	185.50-195.00	188.77	195.00				

Central Calf Association Sale- A strong active trade with keen buyer interest.

Stocker sale at: **Rainy River Cattlemen’s Sale- Stratton, October 27, 2012– 733** stockers

STEERS	Price Range	Avg	Top	HEIFERS	Price Range	Avg	Top
800-899	108.00-129.00	118.90	129.00	900+	95.99-116.30	106.60	116.20
700-799	80.00-140.99	128.00	140.99	800-899	112.00-132.00	117.10	132.00
600-699	83.99-158.00	136.00	158.00	600-699	122.99-140.99	132.09	140.99
500-599	110.00-188.99	159.20	188.99	500-599	100.00-152.00	135.20	152.00
400-499	130.00-187.50	164.90	187.50	400-499	100.00-150.49	138.59	150.49
399-	125.00-185.00	162.90	185.00	300-399	119.99-146.50	140.99	146.50

ONTARIO BRED COW SALES

Ottawa Livestock Exchange, October 26, 2012- 109 Bred cows, 9 Cow calf pairs

	Exotic and Exotic X	British and British X
Top quality bred cows	\$1100-\$1520	
Avg quality bred cows	\$600-\$1100	
Top quality cow/calf pairs	\$1100-\$1350	
Avg quality cow/calf pairs	\$950-\$1100	

Talbotville Livestock Exchange, October 26, 2012- Bred Cows/Cow Calf Pairs

	Exotic and Exotic X	British and British X
Avg quality bred cows		\$1050-\$1210
Avg quality cow/calf pairs	\$1300-\$1580	

Rainy River Cattlemen’s Sale- Stratton, October 27, 2012- 72 Cows & Cow calf pairs

	Exotic and Exotic X	British and British X
Top quality bred cows & Cow calf pairs	\$1200-\$1325	\$1260-\$1300

ALBERTA DIRECT TRADE

Week Ending **Thursday November 1, 2012**

Steers	Live	110.00-115.50	Flat rail	187.50-189.85
Heifers	Live	115.00-115.50	Flat rail	189.00-189.85

U.S. TRADE (U.S. funds)

Week Ending **Thursday November 1, 2012**

Live	124.00-127.00
Rail	195.00-198.00

QUEBEC ELECTRONIC AUCTION MARKET (F.O.B. the feedlot)

Week Ending **Thursday November 1, 2012**

A1, A2 Steers	Price	189.00-191.25
---------------	-------	---------------

CANADIAN BOXED BEEF CUT-OUT VALUES-updates not available at this time.

Week Ending	AAA	AA
September 28, 2012	1.7815	1.7257

U.S. BOXED BEEF CUT-OUT VALUES (U.S. funds)

	Choice	Select
	600-900	600-900
Current 5 day average:	196.15	177.92

AVERAGE CARCASS WEIGHTS – CANADA

	Steers	Heifers
Oct 27, 2012	903	841
Oct 29, 2011	893	827

FEDERALLY INSPECTED CANADIAN KILL

	Week Ending	YTD	% change	% change
	Oct 27, 2012		of Week Ago	of Yr. Ago
Grand Total	39,047	2,213,648	+12%	-8%
Western Slaughter	26,845	1,657,951	+28%	-7%
Eastern Slaughter	12,202	555,697	-12%	-10%

USDA ESTIMATED CATTLE KILL

	Week Ending	Previous Week	Year Ago
	November 3, 2012		
Grand Total	643,000	641,000	650,000

LIVE CATTLE EXPORTS-ONTARIO

	Week ending Oct 13, 12	Week ending Oct 6, 12	YTD
Total live slaughter cattle exported from Ont ports to the US.	3,733	4,233	102,094
Steers & Heifers	1,131	1,387	31,895
Cows	2,231	2,464	55,993
Bulls	371	382	14,206

BEEF EXPORTS-CANADA

	United States	%	Mexico	%
	Jan 1- August 31	change	Jan 1- August 31	change
Total	152,830 tonnes	-8%	18,219 tonnes	-13%

LIVE CATTLE-CANADA

	IMPORTS		EXPORTS	
	Jan 1- August 31		Jan 1- Oct 20	Export % change from 2011 YTD
Pure bred	2,843	Slaughter steers & heifers	326,366	-3%
Non-pure bred	29,092	Feeder steers & heifers	117,844	+75%
		Cows & Bulls	169,374	+16%

BEEF PRODUCTION-CANADA

	Jan 1 – Oct 27, 2012	Last Year Same Time	% Change
Fed	727,582 tonnes	746,722 tonnes	-3%
Non-fed	107,903 tonnes	127,136 tonnes	-15%

BEEF IMPORTS-CANADA

	Jan 1 – Oct 27, 2012	Last Year Same Time	% Change
United States	144,759 tonnes	138,734 tonnes	+4%
Non-NAFTA	36,234 tonnes	29,136 tonnes	+24%
Total	180,334 tonnes	168,321 tonnes	+7%

CHICAGO MERCANTILE EXCHANGE

Closing quotes on futures today were as follows:

Live Cattle			Feeder Cattle			Corn		Soybeans		Canadian \$				
\$/cwt US			\$/cwt US			\$/bu US ¢/bu		\$/bu US ¢/bu						
Dec	125.42	+0.10	Nov	144.90	+0.25	Dec	7.394	-11.4	Nov	15.270	-31.4	Spot	100.44	+0.06
Feb	129.17	-0.05	Jan	146.67	+0.32	Mar	7.424	-11.0	Jan	15.266	-33.2	Dec	100.33	+0.07
Apr	133.37	-0.05	Mar	149.02	+0.15	May	7.394	-10.0	Mar	15.036	-29.6	Mar	100.12	+0.07
Jun	129.70	-0.15	Apr	150.77	+0.45	Jul	7.306	-9.2	May	14.712	-21.6	Jun	99.91	+0.07
Aug	129.75	+0.00	May	152.17	+0.52	Sep	6.574	-8.6	Jul	14.540	-20.0	Sep	99.69	+0.06
Oct	133.40	-0.30	Aug	155.50	+0.30	Dec	6.364	-3.0	Aug	14.192	-17.6	Dec	99.46	+0.06

Ontario Cattlemen's Association, 130 Malcolm Rd., Guelph, ON N1K 1B1 Phone: (519) 824-0334 Fax: (519) 824-1930 or email: mktinfo@cattle.guelph.on.ca

UPCOMING SPECIAL FALL STOCKER SALES

Nov 3	11:00 am	Brussels Livestock	Bred cow sale, cows must be in by 9:00 am
Nov 3	11:00 am	Denfield Livestock Exchange	Local calf sale
Nov 7	11:00 am	Kawartha Lakes Co-op Auction Mkt	Peterborough/Victoria County Certified Calf Sale- Live Video
Nov 7	3:00 pm	Aylmer Stockyards Inc	Fall Stocker Sale- Pictures of cattle on offer on their website
Nov 9	9:00 am	Keady Livestock Market	Yearling sale- overnight stand
Nov 12	10:00 am	Brussels Livestock	Huron Cty Beef Producers Vaccinated calf & yearling sale
Nov 12	7:00 pm	Maple Hill Auctions Ltd	Local vaccinated calf sale
Nov 13	11:00 am	Ontario Stockyards Inc	All vaccinated sale
Nov 14	11:00 am	Kawartha Lakes Co-op Auction Mkt	Stocker Sale
Nov 14	7:00 pm	Talbotville Livestock Exchange	Fall stocker and bred cow sale
Nov 16	9:00 am	Keady Livestock Market	Local calf sale- pre-weaned or right off of cow- owner lots
Nov 17	11:00 am	Denfield Livestock Exchange	Fall Clean Up Sale= Bred cows, cow/calf pairs, stockers
Nov 17	1:00 pm	South Coast Calf Club Sale(Hagersville)	South Coast Calf Club Sale-all preconditioned.
Nov 18	1:00 pm	Kawartha Lakes Co-op Auction Mkt	Purebred- Central Invitational Simmental Sale

Comments for the week ending November 1, 2012

There were 765 live fed cattle sold through auction markets this week, up 118 from last week and 4 less than this time last year. Steers traded from \$102.44-\$122.03 averaging \$113.19 up \$0.10 from last week and \$1.26 higher than last year at this time. Heifers sold from \$104.32-\$117.48 averaging \$112.68 up \$0.84 from last week and \$5.16 stronger than year ago prices. Auction markets reported trade as active with prices firm to \$1.00-\$2.00 higher, with one report of heifers selling stronger than steers.

The cull cow market continued to trend slightly lower again this week with 3,416 cull cows sold through auction markets up 411 from last week and 570 more than last year at this time. Cull cows ranged from \$47.82-\$68.60 averaging \$58.34 down \$1.89 from last week and \$1.15 less than this time last year. Auction market reports ranged from steady to barely steady, to lower with one report of prices \$2.00-\$3.00 easier.

There were 9,971 replacement cattle sold through auction markets this week down 18.2% from last week and 21% less than this time last year. Auction markets reported active trading with light weight cattle steady to mostly under pressure. Heavier cattle were fully steady with one report of \$1.00 higher, mostly on steers. Actual average prices this week saw steers under 500 lbs down \$10.95, 500-600 lbs down \$9.24, 600-700 lbs down \$11.09. 700-800 lbs off by \$6.80, 800-900 lbs up \$1.06 and steers over 900 lbs averaged \$0.64 stronger than last week's average prices. Heifers under 400 lbs were \$8.49 lower, 400-500 lbs down \$10.07, 500-600 lbs down \$4.31, 600-700 lbs down \$6.99, 700-800 lbs off by \$3.87 and heifers over 800 lbs averaged \$4.11 lower than last week.

Ontario rail grade prices continued to trend higher as the week progressed. Steers started out at \$188-\$190 dressed, to \$190-\$191 on Monday and \$191.00 dressed by Wednesday. Heifers started out at \$187-\$189 dressed to \$189-\$190 Monday and \$190.00 dressed by Wednesday. This week's average price is \$2.75 stronger than last week and \$5.75 stronger than last year at this time.

The Quebec Electronic Market this week saw steers and heifers trade from \$189.00-\$191.25 dressed (F.O.B. the feedlot), up \$2.43 on average from the previous week.

Alberta direct trade saw a good strong week with live prices averaging \$3.50 higher while prices on the rail averaged \$4.00 higher for heifers and \$6.15 higher on steers. Steers traded from \$110.00-\$115.50 live and \$187.50-\$189.85 flat rail. Heifers traded from \$115.00-\$115.50 live and \$189.00-\$189.85 flat rail.

U.S. cash cattle trade developed in the south early Tuesday with prices steady to \$1.00 lower from \$126.00-\$127.00 live and continued into Wednesday at the same prices. Thursday saw prices hold at \$126.00-\$127.00 live while business in the north was steady to \$2.00 lower with sales reported from \$195.00-\$198.00 dressed. Today the market remained untested with asking prices at \$127.00 plus live and \$198.00 plus dressed. Poor packer margins, weak beef demand and slumping boxed beef prices have packers resisting current asking prices, however trade was light so packers could start out next week short bought. USDA today reports steers weekly weighted average this week at \$196.40 dressed down from \$197.96 last week. Live prices saw a weighted average of \$126.18 this week down from \$126.61 last week.