



Weekly Market Information Report



Week Ending Thursday, December 6, 2012

The following information is collected from various sources and disseminated by the Ontario Cattlemen's Association.

ONTARIO DIRECT TO PACKER RAILGRADE CATTLE TRADE

This is a summary for the week of rail grade prices on a carcass weight basis, before grade and weight discounts.

A grade steers	194.00-195.00
A grade heifers	193.00-194.00

ONTARIO LIVE CATTLE TRADE

Ontario auction sales this week saw weighted average price ranges for

FED CATTLE	Volume	Price Range	Average	Top	Last week Avg
Large Frame Steers +1250	189	82.05-118.29	106.28	127.25	114.31
Medium Frame Steers +1250	84	109.27-118.37	114.03	128.75	114.25
Large & Medium Frame Steers +1250	273	100.90-124.09	114.19	128.75	114.81
Large Frame Heifers +1000	260	111.02-118.14	114.91	124.50	113.62
Medium Frame Heifers +1000	103	102.17-117.46	109.88	120.50	114.10
Large & Medium Frame Heifers +1000	363	106.51-118.53	113.79	124.50	114.02
Cows- All Weights	4,450	47.40-66.04	56.65	104.00	56.24
Bulls- All Weights	182	60.18-79.91	69.74	109.00	67.59

STOCKERS-Large and Medium Frame

STEERS	Volume	Price Range	Average	Top	Last week Avg
1000+	662	120.52-138.43	132.84	141.75	131.39
900-999	452	124.35-139.94	135.31	144.50	126.77
800-899	430	119.57-142.31	133.24	150.50	125.83
700-799	401	107.91-145.72	132.50	151.75	131.46
600-699	747	118.34-155.67	141.25	164.50	141.16
500-599	862	119.05-161.36	142.76	174.00	147.66
400-499	585	131.40-165.98	150.67	185.00	154.62
-399	254	116.38-166.73	142.56	192.50	143.01

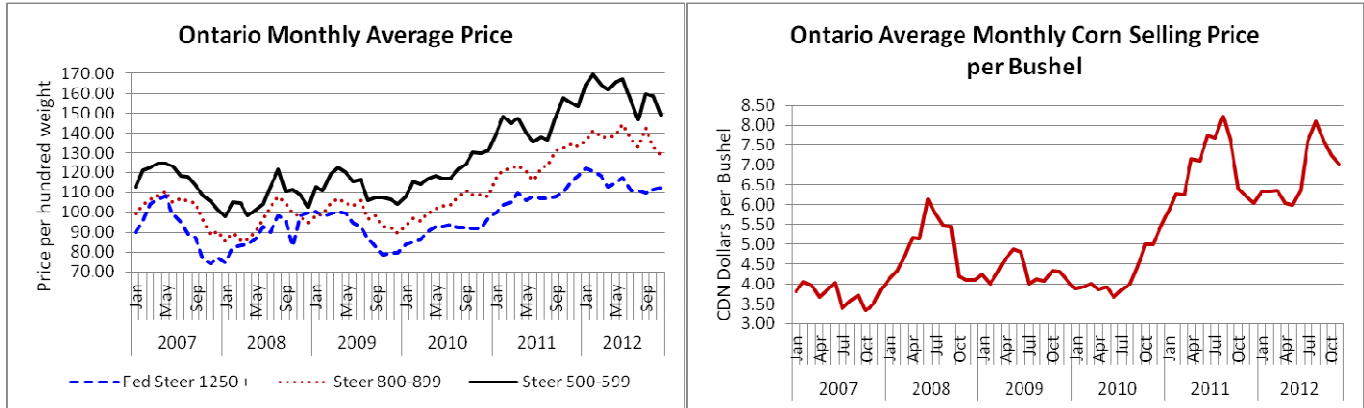
HEIFERS	Volume	Price Range	Average	Top	Last week Avg
+900	472	111.47-124.43	118.77	129.00	117.81
800-899	358	112.57-127.21	120.75	132.25	121.86
700-799	323	95.90-125.18	115.77	136.50	118.05
600-699	522	103.42-132.55	121.37	141.75	125.04
500-599	890	104.31-137.95	124.84	146.00	132.16
400-499	609	110.41-144.37	129.91	177.00	140.12
300-399	192	112.44-147.91	133.41	168.00	129.93
-299	37	102.35-133.68	117.34	153.00	119.65

At Kawartha Lakes Co-op Auction Market: December 1, 2012 – 255 cows, 17 bulls

	Price Range	Average	Top
Cows	34.00-77.00	55.92	77.00
Bulls under 1600 lbs	52.50-97.00	74.57	101.00
Bulls over 1600 lbs	60.00-76.50	71.26	76.50

At **Denfield Livestock Exchange Inc. – December 4, 2012 – 525 cattle**

	Price Range		Price Range
Choice steers	118.00-121.50	Choice heifers	115.00-118.50
Good steers	112.00-116.00	Good heifers	110.00-114.00
Good beef cows	55.00-67.00	Good Hol veal	105.00-111.00
Good Hol cows	55.00-60.00	Plain & Heavy veal	95.00-105.00
D1 & D2 cows	40.00-50.00	Choice drop calves	\$90.00-\$135.00 top \$190.00
D3 & D4 cows	30.00-40.00	Good drop calves	\$50.00-\$85.00
Good beef bulls	66.00-77.00	Plain & Newborns	\$25.00-\$50.00
Good Hol bulls	60.00-70.00		



At: **Renfrew Pontiac Livestock Ltd. – December 4, 2012- 15 Replacement Calves, 152 Cows, 15 Bulls**

	Range	Top
Replacement calves	\$40.00-\$60.00	\$120.00
Cows D1 & D2	57.00-63.00	78.00
Cows D3	53.00-57.00	
Cows D4	47.00-53.00	
Bulls	61.00-69.00	85.00

At: **Aylmer Stockyards Inc – December 5, 2012 – 396 cattle**

	Price Range		Price Range
Good Cows	60.00-65.00 top 84.00	Good & choice veal	100.00-115.00
Med & plain cows	54.00-59.00	Plain & heavy veal	90.00-100.00
Bulls	70.00-75.50	Replacement calves	\$75.00-\$135.00 top \$195.00

ONTARIO STOCKER & FEEDER TRADE

Stocker sale at: **Brussels Livestock, November 30, 2012– 2,177 stockers**

STEERS	Price Range	Avg	Top	HEIFERS	Price Range	Avg	Top
1000+	116.00-137.00	127.28	137.00	900+	120.50-127.00	123.90	127.00
900-999	122.25-140.50	135.54	140.50	800-899	122.00-132.25	127.66	132.25
800-899	137.25-147.75	144.10	148.00	700-799	102.00-132.00	123.83	132.00
700-799	116.00-150.25	138.30	150.25	600-699	113.00-135.00	124.31	135.50
600-699	127.00-158.50	147.54	158.50	500-599	109.00-137.00	124.80	146.00
500-599	123.50-159.50	144.44	174.00	400-499	130.00-147.00	138.02	160.00
400-499	137.00-166.00	152.81	173.00	300-399	117.00-162.00	141.70	167.00
399-	115.00-166.00	147.09	167.00	299-	100.00-132.00	113.29	132.00

Stocker sale at: **Kawartha Lakes Co-op Auction Market, December 1, 2012- 113 stockers**

STEERS	Price Range	Avg	Top	HEIFERS	Price Range	Avg	Top
500-599	92.00-141.50	114.42	141.50	800-899	80.00-99.00	71.74	99.00
400-499	80.00-153.99	128.27	153.99	400-499	60.00-122.00	94.88	122.00
399-	100.00-165.00	144.84	165.00				

Stocker sale at: **Selby Livestock & Auctions Center, December 3, 2012 – 102 stockers**

STEERS	Price Range	Avg	Top	HEIFERS	Price Range	Avg	Top
500-599	100.00-160.00	140.50	160.00	500-599	115.00-135.00	125.30	135.00
400-499	120.00-164.00	153.54	164.00	400-499	100.00-136.00	115.25	136.00
399-	110.00-142.00	126.00	170.00	300-399	100.00-138.00	113.00	138.00

Stocker sale at: **Community Livestock Exchange – December 4, 2012– 268 stockers**

STEERS	Price Range	Avg	Top	HEIFERS	Price Range	Avg	Top
800-899	64.00-116.00	87.40	130.00	600-699	60.00-115.50	100.60	115.50
700-799	81.00-127.50	110.90	127.50	500-599	72.00-136.00	104.50	136.00
600-699	75.00-150.00	129.60	150.00	400-499	79.00-135.00	111.40	135.00
500-599	75.00-146.00	121.00	146.00				
400-499	94.00-161.00	133.70	161.00				
399-	68.99-152.00	109.80	152.00				

Stocker sale at: **Keady Livestock Market – December 4, 2012– 510 stockers**

STEERS	Price Range	Avg	Top	HEIFERS	Price Range	Avg	Top
1000+	133.25-139.00	136.95	139.00	900+	54.00-117.00	101.85	117.00
900-999	128.00-141.00	134.64	141.00	800-899	117.00-130.50	123.75	130.50
800-899	141.25-150.50	147.91	150.50	600-699	104.00-133.50	124.05	133.50
700-799	138.00-145.00	142.44	145.00	500-599	129.00-137.50	133.26	140.00
600-699	131.00-153.00	144.52	153.00	400-499	117.00-147.00	136.42	147.00
500-599	134.00-170.75	150.71	170.75	300-399	99.00-150.00	134.60	150.00
400-499	144.00-185.00	167.15	185.00				
300-399	142.00-155.50	148.00	155.50				

Stocker sale at: **Renfrew Pontiac Livestock Ltd. – December 4, 2012 – 415 stockers**

STEERS	Price Range	HEIFERS	Price Range
900-999	122.00-126.00	800-899	122.00-125.00
800-899	126.00-134.00	700-799	125.00-129.00
700-799	134.00-138.00	600-699	129.00-134.00
600-699	138.00-153.00	500-599	131.00-146.00
500-599	153.00-163.00	400-499	146.00-154.00
400-499	162.00-178.00	300-399	153.00-159.00
399-	160.00-178.00		

Stocker sale at: **Ontario Livestock Exchange – December 5, 2012 – 628 stockers**

STEERS	Price Range	Avg	Top	HEIFERS	Price Range	Avg	Top
1000+	127.75-141.75	137.63	141.75	900+	124.25-126.50	125.51	126.50
900-999	134.00-144.50	139.90	144.50	700-799	91.00-126.50	123.54	126.50
800-899	134.25-149.50	145.18	149.50	600-699	110.00-123.00	117.80	123.00
700-799	147.00-151.00	149.45	151.00	400-499	147.00-147.50	147.40	147.50
400-499	160.00-168.50	165.31	168.50				

Stocker sale at: **Ontario Livestock Exchange, December 6, 2012 – 199** stockers

STEERS	Price Range	Avg	Top	HEIFERS	Price Range	Avg	Top
800-899	112.50-125.00	118.25	125.00	600-699	70.00-123.00	102.53	123.50
700-799	115.00-126.00	121.17	126.00	500-599	95.00-125.00	112.24	125.00
600-699	126.00-138.00	132.50	146.00	400-499	115.00-135.00	125.59	135.00
500-599	123.00-162.00	136.44	162.00	300-399	102.50-116.00	110.75	116.00
400-499	125.00-159.00	141.58	159.00				
399-	116.00-152.00	134.14	180.00				

Stocker sale at: **Ontario Stockyards Inc, December 6, 2012 – 1,549** stockers

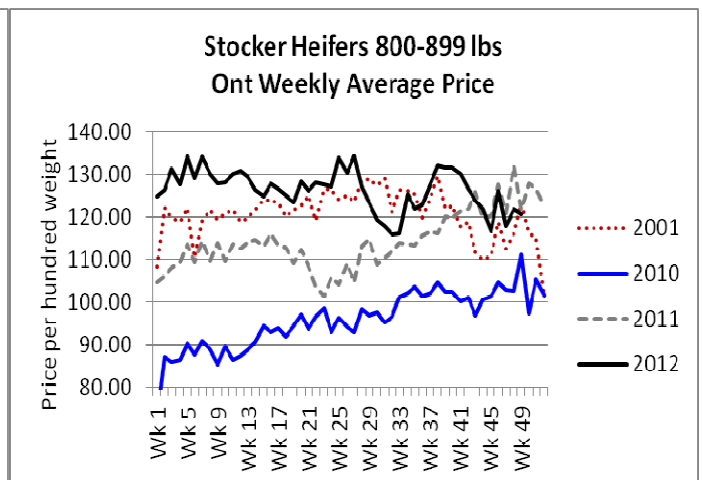
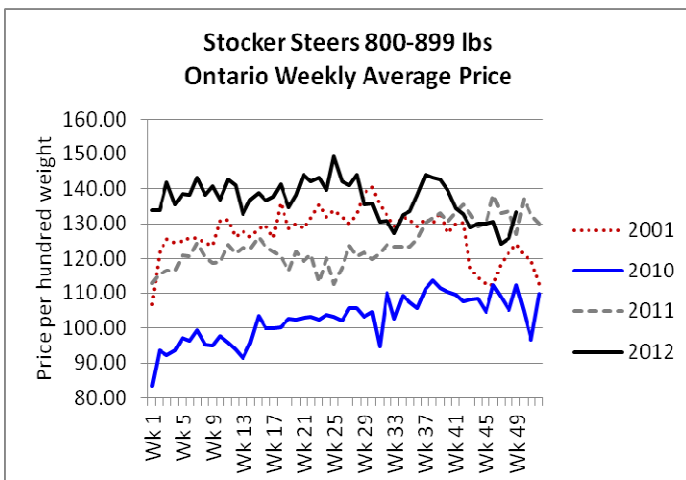
STEERS	Price Range	Avg	Top	HEIFERS	Price Range	Avg	Top
1000+	95.00-137.50	124.66	137.50	900+	119.75-129.00	122.79	129.00
900-999	120.50-140.50	137.37	140.50	800-899	119.50-129.75	124.10	132.00
800-899	113.25-143.75	131.83	143.75	700-799	100.00-126.00	114.61	131.00
700-799	115.00-151.75	135.63	151.75	600-699	107.75-141.75	126.19	141.75
600-699	126.50-159.75	146.01	159.75	500-599	107.00-140.50	128.27	140.50
500-599	136.00-168.75	154.49	168.75	400-499	106.00-151.00	132.59	164.00
400-499	140.00-173.00	158.07	176.00	300-399	120.00-147.00	136.24	168.00
399-	140.00-176.00	159.91	192.50	299-	150.00-153.00	151.46	153.00

Stocker sale at: **Ottawa Livestock Exchange, December 6, 2012 – 340** stockers

STEERS	Price Range	Avg	Top	HEIFERS	Price Range	Avg	Top
800-899	97.00-126.00	114.38	126.00	700-799	84.00-119.00	104.30	119.00
700-799	104.00-139.00	121.03	139.00	600-699	83.00-120.00	113.95	139.00
600-699	108.00-134.00	117.68	134.00	500-599	91.00-130.00	113.67	130.00
500-599	102.00-123.00	112.74	135.00	400-499	76.00-132.00	105.38	132.00
400-499	90.00-132.00	112.35	145.00	300-399	77.00-116.00	104.17	128.00
399-	71.00-161.00	102.00	161.00	299	80.00-132.00	105.67	132.00

Stocker sale at: **Brussels Livestock, December 6, 2012 – 341** stockers

STEERS	Price Range	Avg	Top	HEIFERS	Price Range	Avg	Top
500-599	125.00-160.00	153.44	160.00	500-599	122.00-139.50	131.21	139.50
400-499	144.00-169.00	159.64	169.00	400-499	123.00-144.00	134.10	177.00
399-	132.00-187.00	160.48	187.00	300-399	125.00-154.00	143.54	167.00
				299-	95.00-150.00	121.80	150.00



SPECIAL FALL STOCKER SALES

Stocker sale at: **Community Livestock Exchange, November 30, 2012– 669** stockers

STEERS	Price Range	Avg	Top	HEIFERS	Price Range	Avg	Top
800-899	105.00-138.99	125.60	138.99	900+	80.00-123.00	109.80	123.00
700-799	80.00-147.00	131.50	147.00	800-899	99.00-130.50	117.60	130.50
600-699	112.99-164.50	144.60	164.50	700-799	108.00-136.50	129.80	136.50
500-599	97.00-170.00	139.90	170.00	600-699	100.00-132.50	122.70	132.50
400-499	120.00-161.00	136.10	161.00	500-599	100.00-146.00	129.70	146.00
399-	137.99-153.00	143.00	153.00	400-499	85.00-152.50	121.80	152.50
				300-399	110.00-130.00	121.30	130.00

Quinte Cattlemen's Association- Vaccinated Sale. Demand was steady across most weight classifications though plainer and lightweight cattle - especially heifers - faced greater market pressure.

Stocker sale at: **Kawartha Lakes Co-op Auction Market – December 5, 2012 – 460** stockers

1000+	68.00-119.00	109.00	119.00	900+	107.00-115.25	113.09	115.25
800-899	75.00-140.00	111.80	140.00	800-899	75.00-112.50	101.05	112.50
700-799	114.00-148.00	135.68	148.00	700-799	97.00-126.00	119.44	126.00
600-699	126.00-158.50	144.62	158.52	600-699	100.00-131.00	123.11	131.00
500-599	98.00-131.00	163.01	149.24	500-599	94.00-143.00	130.86	143.00
400-499	139.00-170.99	155.77	170.99	400-499	95.00-147.00	132.70	147.00
399-	97.50-175.00	137.73	175.00	300-399	120.00-148.00	137.46	148.00
				299-	120.00-130.00	125.33	130.00

Stockers continue to trade on a steady market.

ALBERTA DIRECT TRADE

Week Ending **Thursday December 6, 2012**

Steers	Live	118.00-119.25	Flat rail	195.75-197.00
Heifers	Live	118.50-119.00	Flat rail	196.50

U.S. TRADE (U.S. funds)

Week Ending **Thursday December 6, 2012**

Live	N/T
Rail	N/T

QUEBEC ELECTRONIC AUCTION MARKET (F.O.B. the feedlot)

Week Ending **Thursday December 6, 2012**

	Price
A1, A2 Steers	192.00-192.75

CANADIAN BOXED BEEF CUT-OUT VALUES

Week Ending	AAA	AA
November 23, 2012	1.7577	1.6748
November 16, 2012	1.7663	1.6809
November 9, 2012	1.7291	1.6604

U.S. BOXED BEEF CUT-OUT VALUES (U.S. funds)

	Choice	Select
600-900	600-900	600-900
Current 5 day average:	194.88	174.77

AVERAGE CARCASS WEIGHTS – CANADA

	Steers	Heifers
Dec 1, 2012	882	824
Dec 3, 2011	886	813

FEDERALLY INSPECTED CANADIAN KILL

	Week Ending Dec 1, 2012	YTD	% change of Week Ago	% change of Yr. Ago
Grand Total	44,540	2,444,565	-3%	-9%
Western Slaughter	32,182	1,822,748	+1%	-8%
Eastern Slaughter	12,358	621,817	-11%	-11%

USDA ESTIMATED CATTLE KILL

	Week Ending December 8, 2012	Previous Week	Year Ago
Grand Total	639,000	635,000	646,000

LIVE CATTLE EXPORTS-ONTARIO

	Week ending Nov 17, 12	Week ending Nov 10, 12	YTD
Total live slaughter cattle exported from Ont ports to the US.	5,494	4,987	127,340
Steers & Heifers	1,350	1,188	37,993
Cows	3,526	3,430	71,885
Bulls	618	369	17,462

BEEF EXPORTS-CANADA

	United States Jan 1– Sept 30	% change	Mexico Jan 1- Sept 30	% change
Total	165,877 tonnes	-12%	19,959 tonnes	-15%

LIVE CATTLE-CANADA

	IMPORTS Jan 1- Sept 30	EXPORTS Jan 1- Nov 24	Export % change from 2011 YTD
Pure bred	3,272	Slaughter steers & heifers 385,952	+1%
Non-pure bred	29,946	Feeder steers & heifers 128,532	+80%
		Cows & Bulls 208,356	+25%

BEEF PRODUCTION-CANADA

	Jan 1 – Dec 1, 2012	Last Year Same Time	% Change
Fed	802,266 tonnes	829,944 tonnes	-3%
Non-fed	120,880 tonnes	149,486 tonnes	-19%

BEEF IMPORTS-CANADA

	Jan 1 – Dec 1, 2012	Last Year Same Time	% Change
United States	164,777 tonnes	155,083 tonnes	+6%
Non-NAFTA	41,748 tonnes	31,708 tonnes	+32%
Total	211,490 tonnes	190,603 tonnes	+11%

CHICAGO MERCANTILE EXCHANGE

Closing quotes on futures today were as follows:

Live Cattle			Feeder Cattle			Corn		Soybeans		Canadian \$				
\$/cwt US			\$/cwt US			\$/bu US	¢/bu	\$/bu US	¢/bu					
Dec	125.87	-0.20	Jan	148.77	+0.52	Dec	7.326	-15.0	Jan	14.722	-19.0	Spot	101.04	+0.18
Feb	130.40	-0.62	Mar	151.15	+0.35	Mar	7.372	-14.2	Mar	14.720	-14.0	Dec	101.01	+0.20
Apr	134.47	-0.47	Apr	152.40	+0.35	May	7.392	-13.6	May	14.532	-10.4	Mar	100.81	+0.20
Jun	130.65	-0.55	May	153.90	+0.20	Jul	7.354	-11.4	Jul	14.414	-10.0	Jun	100.60	+0.20
Aug	130.25	-0.50	Aug	157.72	-0.15	Sep	6.576	-6.0	Aug	14.140	-9.4	Sep	100.38	+0.18
Oct	133.80	-0.30	Sep	158.60	+0.20	Dec	6.376	-5.6	Sep	13.710	-7.0	Dec	100.16	+0.18

Ontario Cattlemen's Association, 130 Malcolm Rd., Guelph, ON N1K 1B1 Phone: (519) 824-0334 Fax: (519) 824-1930 or email: mktinfo@cattle.guelph.on.ca

UPCOMING SPECIAL FALL STOCKER SALES

Dec 12 7:00 pm	Kawartha Lakes Co-op Auction Mkt	Evening Bred Cow Sale- includes 100 Black Angus & Black Simmental cows of western descent, bred to high end genetic Black Angus bulls
Dec 15 11:00 am	Denfield Livestock Exchange	Stocker and Bred Cow Sale

Comments for the week ending December 6, 2012

The live fed cattle market traded sideways this week with 632 head sold through auction markets, down 9 from last week and 49 less than this time last year. Steers traded from \$100.90-\$124.09 averaging \$114.19 down \$0.62 from last week and \$4.03 lower than last year at this time. Heifers ranged from \$106.51-\$118.53 averaging \$113.79 down \$0.23 from last week and \$0.65 lower than this time last year. Auction markets reported strong active trading with prices steady to slightly stronger, but by week's end, prices were barely steady.

The cull cow market broke another record this week in volume with 4,450 head sold through auction markets up 140 from last week and 1,607 more than this time last year. Large volumes of dairy cows were reported. Cows traded from \$47.40-\$66.04 averaging \$56.65 up \$0.41 from last week and \$2.98 lower than year ago prices. Auction market reports started the week with prices mostly steady, with one report of lower prices. By mid to late week prices were steady to slightly stronger.

There were 7,796 replacement cattle sold through auction markets this down 4.8% from last week but 18% more than this time last year. Auction markets reported light weight cattle as steady to \$2.00-\$3.00 stronger, but plainer calves were reported as under some pressure, especially heifers. Heavier cattle were reported as steady to stronger. Actual average prices this week for steers 400-500 lbs were down \$3.95, 500-600 lbs down \$4.90, 600-700 lbs up \$0.09, 700-800 lbs up \$1.04, 800-900 lbs up \$7.41 and steers over 900 lbs averaged \$3.83 higher than last week's average price. Heifers 300-400 lbs averaged \$3.48 higher, 400-500 lbs off by \$10.21, 500-600 lbs down \$7.32, 600-700 lbs down \$3.67, 700-800 lbs down \$2.28 and heifers over 800 lbs averaged \$0.16 stronger than last week.

Ontario rail grade prices held fully steady the entire week with steers trading from \$194.00-\$195.00 dressed while heifers sold from \$193.00-\$194.00. This week's average price is \$2.00 stronger than the previous week but \$4.50 lower than year ago prices.

The Quebec Electronic Market this week saw steers and heifers trade from \$192.00-\$192.75 dressed (F.O.B. the feedlot), down \$0.80 on average from the previous week.

Alberta direct trade was steady to slightly stronger with steers reported from \$118.00-\$119.25 live and \$195.75-\$197.00 flat rail. Heifers traded from \$118.50-\$119.00 live and \$196.50 flat rail.

U.S. cash cattle trade was at a standstill this week as both sides held out for a better deal. At time of reporting, the market is just getting going. Limited trade in the south is reported at \$1.00-\$3.00 lower at \$124.00 live while very light trade in the north is \$2.00 lower at mostly \$198.00 dressed. There are still a lot of cattle on offer as sellers resist the lower bids this week with asking prices at \$126.00-\$127.00 live and \$200.00 dressed. So, we will have to wait and see if sellers cave and accept the lower bids or if buyers have to dig deeper in their pocket to procure more cattle for next week's slaughter.