



## Weekly Market Information Report for the week ending Thursday January 9, 2014

The following information is collected from various sources and disseminated by Beef Farmers of Ontario.

### ONTARIO DIRECT TO PACKER RAILGRADE CATTLE TRADE

Prices are on a carcass weight basis before grade and weight discounts. (Prices for today regardless of delivery date).

<b>A Grade Steers</b>	218.00-229.00
<b>A Grade Heifers</b>	217.00-228.00

### ONTARIO LIVE CATTLE TRADE

Ontario auction sales this week saw weighted average price ranges for:

<b>FED CATTLE</b>	<b>Volume</b>	<b>Price Range</b>	<b>Average</b>	<b>Top</b>	<b>Last week Avg</b>
Large Frame Steers +1250	93	129.48-146.64	138.80	159.00	135.65
Medium Frame Steers +1250	36	128.90-141.67	135.83	157.00	133.37
Large & Medium Frame Steers +1250	129	127.96-144.17	137.53	159.00	135.28
Large Frame Heifers +1000	60	122.48-136.70	131.11	146.50	128.80
Medium Frame Heifers +1000	70	121.15-136.13	129.41	139.25	128.13
Large & Medium Frame Heifers +1000	130	122.57-137.31	130.94	146.50	128.72
Cows- All Weights	2,825	63.43-90.13	77.42	118.00	74.27
Bulls- All Weights	78	81.53-102.65	90.61	118.50	85.83

### STOCKERS-Large and Medium Frame

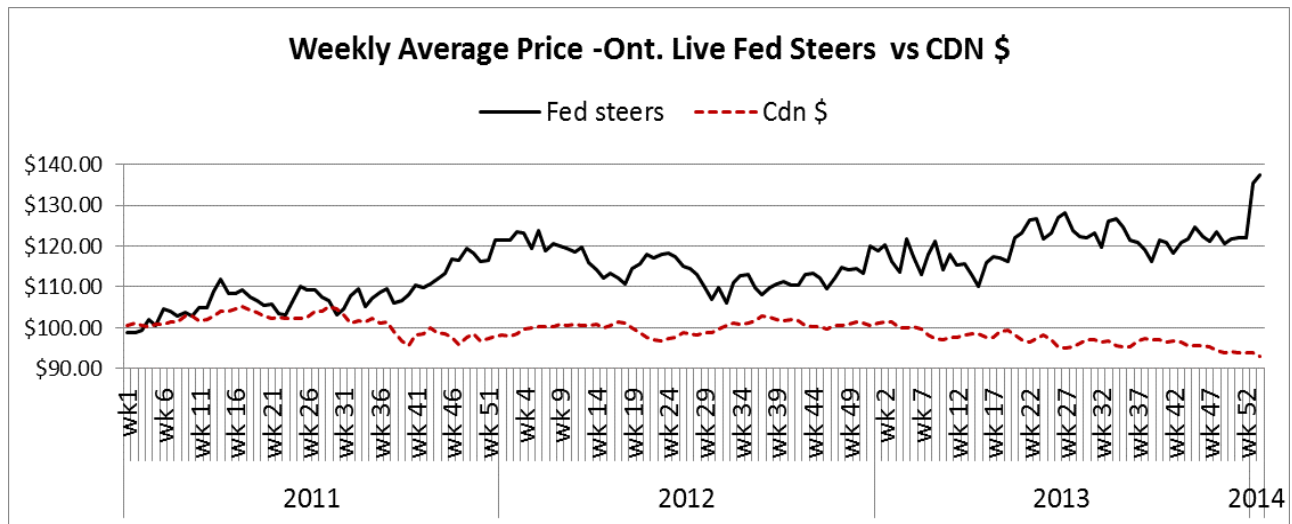
<b>STEERS</b>	<b>Volume</b>	<b>Price Range</b>	<b>Average</b>	<b>Top</b>	<b>Last week Avg</b>
<b>1000+</b>	187	152.75-168.92	158.53	171.75	160.11
<b>900-999</b>	33	148.20-165.08	155.64	168.50	156.11
<b>800-899</b>	24	149.50-155.96	153.25	164.00	149.34
<b>700-799</b>	95	127.49-166.50	154.68	179.00	146.10
<b>600-699</b>	113	143.75-177.63	164.82	191.75	140.50
<b>500-599</b>	102	143.38-188.57	172.22	210.00	159.52
<b>400-499</b>	62	162.03-191.11	177.84	210.00	155.08
<b>-399</b>	61	106.25-175.25	146.67	200.00	144.40

<b>HEIFERS</b>	<b>Volume</b>	<b>Price Range</b>	<b>Average</b>	<b>Top</b>	<b>Last week Avg</b>
<b>+900</b>	39	121.90-136.40	129.76	149.50	135.13
<b>800-899</b>	22	112.64-126.75	122.59	149.00	116.77
<b>700-799</b>	58	126.04-142.36	137.68	162.50	118.69
<b>600-699</b>	84	126.13-147.53	140.42	193.00	132.36
<b>500-599</b>	155	132.99-158.91	148.63	177.00	126.99
<b>400-499</b>	106	137.04-166.24	152.28	187.00	111.47
<b>300-399</b>	30	145.50-168.48	159.96	195.00	131.57
<b>-299</b>	17	116.94-169.18	149.15	200.00	117.31

To check out individual auction market results on the Ontario Beef website go to <http://www.ontariobeef.com/markets/market-reports.aspx>

### At Kawartha Lakes Co-op Auction Market: January 4, 2014 – 120 cows & 8 bulls

	<b>Price Range</b>	<b>Average</b>	<b>Top</b>
<b>Cows</b>	50.00-99.00	75.60	99.00
<b>Bulls under 1600 lbs</b>	77.50-118.50	96.60	118.50
<b>Bulls over 1600 lbs</b>	87.50-96.50	92.70	96.50



The live fed cattle market was very strong again this week breaking last week's record high prices. The CDN dollar trended lower as the week progressed with this week's average around \$0.9285 US. The dollar has not dipped this low since late 2009.

**At Denfield Livestock Exchange Inc., January 7, 2014: 25 Fed Heifers**

	Price Range	Top
Choice heifers	130.00-135.00	

**At Renfrew Pontiac Livestock Ltd., January 7, 2014: 32 Replacement Calves, 91 Cows, and 4 Bulls**

	Price Range	Top
Replacement Calves	\$65.00-\$110.00	140.00
Cows D1 & D2	86.00-94.50	98.00
Cows D3	78.00-85.00	
Cows D4	59.00-77.00	
Bulls	87.00-92.00	102.50

**At: Aylmer Stockyards Inc., January 8, 2014 – 9 veal, 138 cows, 2 bulls**

	Price Range	Avg	Top
Cows	50.00-112.99	82.39	112.99
Veal over 600 lbs	132.00-146.99	138.30	146.99
Replacement calves	\$35.00-\$225.00		\$275.00

**ONTARIO STOCKER & FEEDER TRADE**

Stocker sale at **Brussels Livestock: January 3, 2014 – 166 stockers**

<b>800-899</b>	159.00-164.00	162.14	164.00	<b>+900 lbs</b>	136.00-149.50	142.90	149.50
<b>700-799</b>	137.00-170.00	160.50	170.00	<b>800-899</b>	130.00-149.00	144.25	149.00
<b>600-699</b>	175.00-182.00	179.67	182.00	<b>700-799</b>	140.00-162.50	157.84	162.50
<b>500-599</b>	176.00-190.50	182.57	190.50	<b>600-699</b>	156.00		
<b>400-499</b>	192.00-199.00	197.18	199.00	<b>500-599</b>	161.50-177.00	166.29	177.00
<b>399-</b>	142.00-191.00	161.88	191.00	<b>400-499</b>	145.00-171.00	155.33	172.00

Stocker Sale at: **Community Livestock Exchange, January 7, 2014 – 73 Stockers**

Steers	Price Range	Average	Top	Heifers	Price Range	Average	Top
<b>700-799</b>	98.00-160.00	134.00	160.00	<b>600-699</b>	122.00-136.00	127.80	136.00
<b>600-699</b>	117.00-170.00	152.20	170.00	<b>500-599</b>	117.00-150.00	144.00	150.00
<b>500-599</b>	146.00-173.50	163.39	173.50	<b>400-499</b>	120.00-168.50	151.09	168.50
<b>400-499</b>	157.00-184.00	166.40	184.00				

**Stocker Sale at: Renfrew Pontiac Livestock Ltd., January 7, 2014 – 161 Stockers**

<b>Steers</b>	<b>Price Range</b>	<b>Heifers</b>	<b>Price Range</b>
900-999	136.00-152.00	800-899	128.00-134.00
800-899	152.00-161.00	700-799	133.00-144.00
700-799	162.00-171.00	600-699	144.00-153.00
600-699	172.00-192.00	500-599	154.00-164.00
500-599	193.00-210.00	400-499	164.00-180.00
400-499	194.00-209.00	300-399	166.00-182.00

Stocker sale at **Ontario Livestock Exchange, January 8, 2014: 193 Stockers**

<b>Steers</b>	<b>Price Range</b>	<b>Average</b>	<b>Top</b>	<b>Heifers</b>	<b>Price Range</b>	<b>Average</b>	<b>Top</b>
1000+	156.75-171.75	161.99	171.75				
900-999	166.00-168.50	167.13	168.50				

Stocker Sale at: **Ontario Stockyards Inc, January 9, 2014 – 219 Stockers**

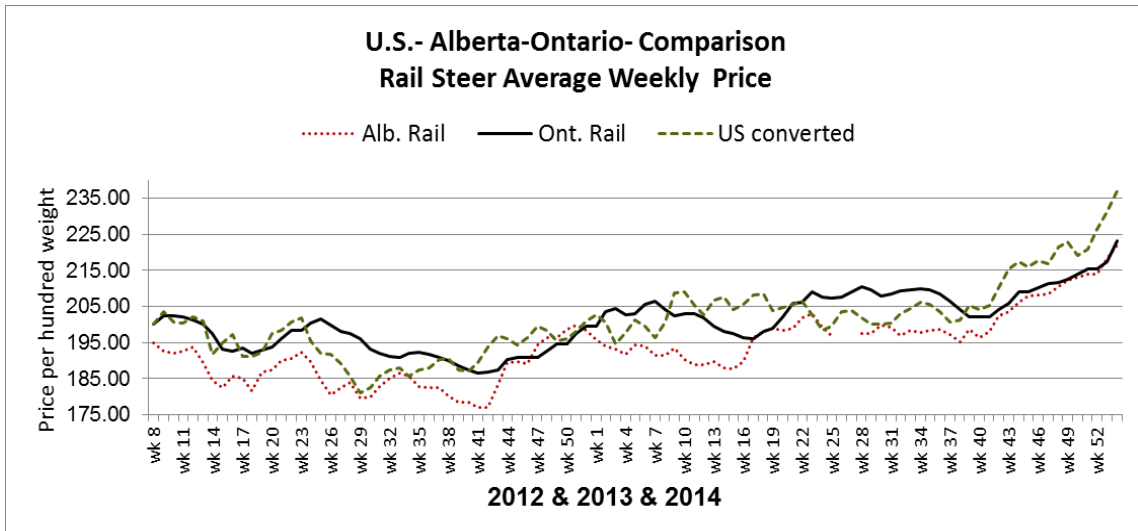
<b>Steers</b>	<b>Price Range</b>	<b>Average</b>	<b>Top</b>	<b>Heifers</b>	<b>Price Range</b>	<b>Average</b>	<b>Top</b>
1000+	119.50-157.00	134.13	157.00	800-899	103.50-127.00	119.48	127.00
900-999	93.00-164.00	124.20	166.50	700-799	140.50-147.50	144.94	147.50
800-899	128.00-155.50	141.43	155.50	600-699	122.00-143.00	135.85	143.00
700-799	161.00-176.25	171.47	179.00	500-599	134.00-161.00	151.54	160.00
600-699	168.00-191.75	182.70	191.75	400-499	140.00-160.00	147.39	160.00
500-599	149.00-191.75	173.57	191.75	300-399	136.00-178.00	137.33	178.00
400-499	151.00-191.00	169.39	191.00				
399-	118.00-145.00	134.88	165.00				

Stocker Sale at: **Ottawa Livestock Exchange, January 9, 2014 – 193 Stockers**

<b>Steers</b>	<b>Price Range</b>	<b>Average</b>	<b>Top</b>	<b>Heifers</b>	<b>Price Range</b>	<b>Average</b>	<b>Top</b>
700-799	116.00-165.00	144.62	172.00	600-699	133.00-149.00	142.90	193.00
600-699	136.00-176.00	152.79	184.00	500-599	121.00-161.00	147.88	161.00
500-599	159.00-204.00	189.08	204.00	400-499	120.00-157.00	141.71	167.00
400-499	138.00-196.00	173.10	210.00				
399-	85.00-180.00	142.42	199.00				

**QUEBEC ELECTRONIC AUCTION MARKET (F.O.B. THE FEEDLOT)**

	<b>Price</b>	<b>Change from Last Week</b>
Week Ending Thursday, Jan 9, 2014	227.00-227.50	+3.70



### ALBERTA DIRECT TRADE

Week ending Thursday, January 9, 2014

<b>Steers</b>	Live	133.00-134.50	Flat rail	220.00-225.75
<b>Heifers</b>	Live	N/A	Flat rail	225.75

### U.S. TRADE (U.S. funds)

Week Ending Thursday, January 9, 2014

<b>Live</b>	140.00
<b>Rail</b>	220.00

### CANADIAN BOXED BEEF CUT-OUT VALUES

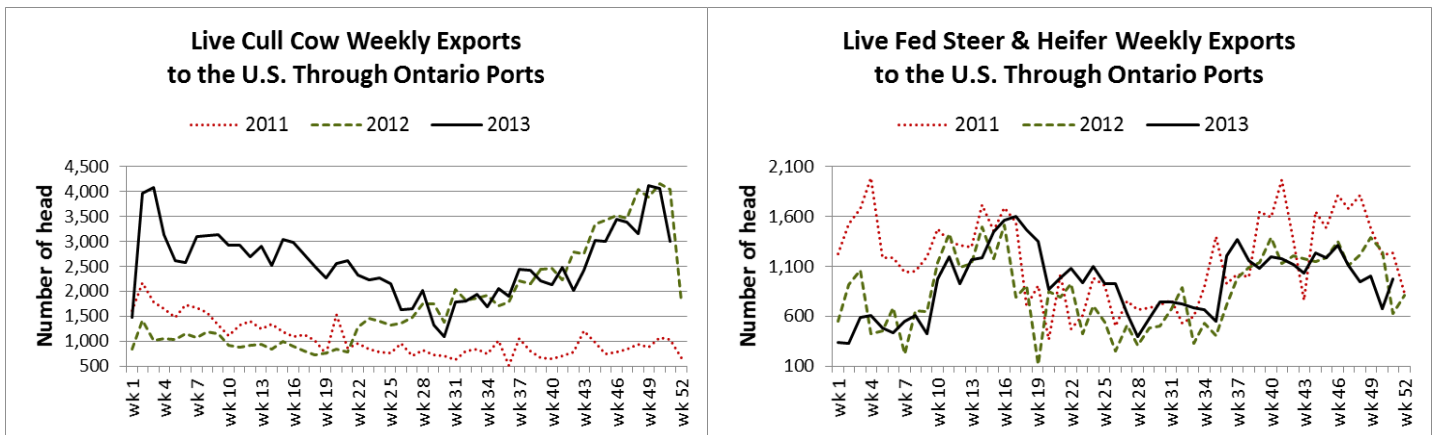
<b>Week Ending</b>	<b>AAA</b>	<b>AA</b>
December 6, 2013	2.0826	2.0008

### U.S. BOXED BEEF CUT-OUT VALUES (U.S. funds)

<b>Current Five Day Average:</b>	<b>Choice</b>	<b>Select</b>
	<b>600-900</b>	<b>600-900</b>
	207.49	203.69

### USDA ESTIMATED CATTLE KILL

	<i>Week Ending</i>	<i>Previous Week</i>	<i>Year Ago</i>
	January 11, 2014		
<b>Grand Total</b>	569,000	521,000	626,000



### LIVE CATTLE EXPORTS-ONTARIO

	<i>Week ending Dec 21, 2013</i>	<i>Week ending Dec 14, 2013</i>	<i>Year to Date</i>
Total live slaughter cattle exported from Ontario to the U.S.	4,580	5,671	202,654
Steers & Heifers	978	679	48,022
Cows	3,008	4,065	131,271
Bulls	594	927	23,361

### AVERAGE CARCASS WEIGHTS – CANADA

	<b>Steers</b>	<b>Heifers</b>
January 4, 2014	848	779
January 5, 2013	887	821

**FEDERALLY INSPECTED CANADIAN KILL**

	<i>Week Ending Dec. 28, 2013</i>	<i>YTD</i>	<i>% Change (Week Ago)</i>	<i>% Change (Year Ago)</i>
<b>Grand Total</b>	29,452	2,585,690	-41%	-1%
<b>Western Slaughter</b>	24,003	1,964,838	-37%	+1%
<b>Eastern Slaughter</b>	5,449	620,852	-55%	-7%

**FEDERALLY INSPECTED CANADIAN KILL**

	<i>Week Ending Jan 4, 2014</i>	<i>YTD</i>	<i>% Change (Week Ago)</i>	<i>% Change (Year Ago)</i>
<b>Grand Total</b>	37,137	37,137	+26%	-1%
<b>Western Slaughter</b>	28,122	28,122	+17%	-2%
<b>Eastern Slaughter</b>	9,015	9,015	+65%	+4%

**BEEF EXPORTS-CANADA**

	<i>United States Jan 1 –Oct 31</i>	<i>% change</i>	<i>Mexico Jan 1 –Oct 31</i>	<i>% change</i>
Total	165,046 tonnes	-6%	14,147 tonnes	-32%

**LIVE CATTLE-CANADA**

<i>IMPORTS Jan 1- Oct 31</i>		<i>EXPORTS Jan 1- Dec 14, 2013</i>		<i>Export % change from 2012 YTD</i>
Pure bred	2,980	<b>Slaughter steers &amp; heifers</b>	336,706	-17%
Non-pure bred	49,872	<b>Feeder steers &amp; heifers</b>	307,211	+131%
		<b>Cows &amp; Bulls</b>	365,282	+50%

**BEEF PRODUCTION-CANADA**

	<i>Jan 1 – Dec 21, 2013</i>	<i>Last Year Same Time</i>	<i>% Change</i>
Fed	814,427 tonnes	843,368 tonnes	-3%
Non-fed	139,281 tonnes	131,419 tonnes	+6%

**BEEF IMPORTS-CANADA**

	<i>Jan 1 – Dec 21, 2013</i>	<i>Last Year Same Time</i>	<i>% Change</i>
United States	170,232 tonnes	173,622 tonnes	-2%
Non-NAFTA	42,400 tonnes	46,137 tonnes	-8%
Total	216,782 tonnes	223,507 tonnes	-3%

**CHICAGO MERCANTILE EXCHANGE**

*Closing quotes on futures today were as follows:*

<b>Live Cattle</b>			<b>Feeder Cattle</b>			<b>Corn</b>		<b>Soybeans</b>		<b>Canadian \$</b>				
<i>\$/cwt US</i>			<i>\$/cwt US</i>			<i>\$/bu US</i>		<i>¢/bu</i>						
<b>Feb</b>	136.70	+0.15	<b>Jan</b>	168.65	-0.50	<b>Mar</b>	4.326	+20.6	<b>Jan</b>	13.036	+7.4	<b>Spot</b>	91.80	-0.23
<b>Apr</b>	136.97	+0.10	<b>Mar</b>	167.65	-1.17	<b>May</b>	4.406	+20.4	<b>Mar</b>	12.784	+4.6	<b>Mar</b>	91.66	-0.22
<b>Jun</b>	130.25	+0.12	<b>Apr</b>	168.55	-1.07	<b>Jul</b>	4.444	+16.6	<b>May</b>	12.600	+5.0	<b>Jun</b>	91.47	-0.21
<b>Aug</b>	128.30	+0.07	<b>May</b>	168.90	-1.02	<b>Sep</b>	4.526	+18.4	<b>Jun</b>	12.460	+5.4	<b>Sep</b>	91.29	-0.21
<b>Oct</b>	131.90	-0.10	<b>Aug</b>	170.67	-0.60	<b>Dec</b>	4.582	+17.0	<b>Aug</b>	12.096	+5.2	<b>Dec</b>	91.12	-0.19
<b>Dec</b>	132.55	-0.05	<b>Sep</b>	169.70	-0.70	<b>Mar</b>	4.674	+16.2	<b>Sep</b>	11.450	+2.4	<b>Mar</b>	90.96	-0.18

## OBCFP LICENCE CHANGES

### **Licence Withdrawn: Country Dealer**

Ab Sack Livestock & Custom Meats, 800 Pinegrove Cres, Pembroke, Ontario K8A 7E5

### **Comments for the week ending January 9, 2014**

The extreme winter weather this week kept volumes light in all classes of cattle, with only 259 fed cattle coming to market this week down 62 from last week and 406 less than last year at this time. Fed steers traded from \$127.96-\$144.17 averaging \$137.53 up \$2.25 from last week and \$17.37 stronger than last year at this time. Heifers ranged from \$122.57-\$137.31 averaging \$130.94 up \$2.22 from last week and \$9.58 stronger than last year at this time. Auction markets all reported a strong active trade with prices starting the week at \$1.00 higher, to \$2.00-\$3.00 higher mid-week and by the end of this reporting period prices were reported as at least \$4.00-\$5.00 higher.

For the eighth consecutive week, Ontario railgrade prices have beat the previous week's record high prices.

This week prices continued to improve as the week progressed with steers starting out at \$218.00-\$224.00 dressed, to \$222.00-\$224.00 on Monday and \$222.00-\$229.00 by Wednesday. Heifers followed the same pricing trend starting out at \$217.00-\$223.00 and up to \$221.00-\$228.00 by Wednesday. This week's average price is \$223.25 for steers and \$222.25 for heifers up \$6.00 on average from last week and \$19.75 stronger than last year at this time.

The cull cow market also continued to trend higher again this week with prices inching closer to the record price of \$77.96 set in 2012. There were 2,825 head sold through auction markets, up 674 from last week and 1,536 less than last year at this time. Cull cows traded from \$59.84-\$85.60 averaging \$77.42 up \$3.15 from last week and \$17.22 stronger than last year at this time. Auction markets reported an extremely strong demand with prices \$2.00-\$5.00 higher.

A light volume of 1,188 replacement cattle were on offer this week, up 432 from last week and 2,233 less than last year at this time. Auction markets reported active trading on light receipts with prices holding steady to strong. The largest volumes this week were steers over 1000 lbs and 500-700 lbs and heifers 400-600 lbs with most other categories seeing light volumes making prices difficult to establish. Steers 400-500 lbs averaged \$22.76 higher than last week, 500-600 lbs were up \$12.70, 600-700 lbs up \$24.32, 700-800 lbs up \$8.58, 800-900 lbs up \$3.91 and steers over 900 lbs averaged \$1.02 lower than last week's average prices. Heifers weighing 300-400 lbs were \$28.39 higher, 400-500 lbs up \$40.81, 500-600 lbs up \$21.64, 600-700 lbs up \$8.06, 700-800 lbs up \$18.99 and heifers over 800 lbs averaged \$5.50 lower than last week's average prices.

The Quebec Electronic Market this week ranged from \$227.00-\$227.50 dressed, (F.O.B. the feedlot) up \$3.70 on average from last week.

Alberta direct trade the week ending January 2, 2014 was steady to the previous week with steers trading from \$130.00-\$131.00 live and \$217.75-\$218.75 flat rail. This week trade averaged another \$3.00 higher with prices improving as the week progressed. Canfax reported prices for this week from \$133.00-\$134.50 live for steers up \$3.47 from last week on average. On the rail steers traded from \$220.00-\$225.75 up \$3.89 on average with heifers from \$221.50-\$225.75 flat rail.

The U.S. cash cattle trade this week was also dealing with severe winter weather. Some very light trade surfaced in parts of the north on Thursday with prices reported at \$220.00 dressed and a few at \$140.00 live which is much higher than last week's weighted average prices which were \$137.46 live and \$217.14 dressed. However, the test was not enough to establish the market for the week, but does point towards a stronger price trend. At time of reporting trade has started to develop in the south with sales mostly \$139.00 live, up \$2.00 from last week. Business in the north is just getting going with bids reported at \$219.00-\$220.00 dressed. A few sales to one regional buyer in Nebraska are reported at \$222.00 dressed. Trade should turn active at any time with asking prices holding firm at \$139.00-\$140.00 live and \$222.00 dressed.