



Weekly Market Information Report for the week ending Thursday February 20, 2014

The following information is collected from various sources and disseminated by Beef Farmers of Ontario.

ONTARIO DIRECT TO PACKER RAILGRADE CATTLE TRADE

Prices are on a carcass weight basis before grade and weight discounts. Weekly Range.

A Grade Steers	242.00-248.00
A Grade Heifers	241.00-247.00

ONTARIO LIVE CATTLE TRADE

Ontario auction sales this week saw weighted average price ranges for:

FED CATTLE	Volume	Price Range	Average	Top	Last week Avg
Large Frame Steers +1250	118	114.22-151.74	138.48	162.75	141.67
Medium Frame Steers +1250	120	135.27-147.82	142.24	160.50	145.47
Large & Medium Frame Steers +1250	238	137.81-156.40	145.86	162.75	144.57
Large Frame Heifers +1000	119	131.23-148.05	140.19	163.00	138.04
Medium Frame Heifers +1000	97	114.77-145.63	132.96	164.50	126.39
Large & Medium Frame Heifers +1000	216	119.69-150.47	139.05	164.50	135.19
Cows- All Weights	2,665	67.78-91.27	80.33	145.00	78.31
Bulls- All Weights	99	87.89-105.21	97.22	122.50	99.02

STOCKERS-Large and Medium Frame

STEERS	Volume	Price Range	Average	Top	Last week Avg
1000+	358	155.43-168.98	163.62	173.25	164.47
900-999	113	148.56-165.91	161.12	174.50	167.84
800-899	188	148.34-167.65	162.64	177.00	164.46
700-799	204	139.40-175.09	162.44	190.00	166.08
600-699	455	156.56-188.13	174.95	207.00	174.13
500-599	351	156.78-202.71	185.83	221.50	192.09
400-499	152	159.12-212.31	187.39	220.00	184.16
-399	65	144.41-188.01	168.03	214.00	180.86

HEIFERS	Volume	Price Range	Average	Top	Last week Avg
+900	297	130.28-146.10	140.54	163.50	146.01
800-899	145	134.67-152.62	147.25	160.00	144.51
700-799	156	125.06-151.87	141.99	174.00	146.20
600-699	262	125.77-166.82	150.87	181.50	153.37
500-599	318	135.91-177.19	160.23	194.00	155.42
400-499	174	136.15-174.45	157.46	201.00	157.39
300-399	27	115.54-146.35	133.59	175.00	167.89
-299	11	121.14-184.14	156.32	222.00	150.92

To check out individual auction market results on the Ontario Beef website go to <http://www.ontariobeef.com/markets/market-reports.aspx>

At **Kawartha Lakes Co-op Auction Market: February 15, 2014** – 80 cows, 5 bulls, 37 veal, 37 replacements, 18 fed cattle

	Price Range	Average	Top
Cows	49.00-92.50	75.10	145.00
Bulls under 1600 lbs	122.99-114.50	113.79	114.50
Bulls over 1600 lbs	97.50-106.50	102.40	106.50
Veal under 125 lbs	95.00-167.50	136.50	167.50

At Denfield Livestock Exchange Inc., February 18, 2014: 122 Fed Cattle, 11 Veal, 0 Bulls, 86 Cows, 83 Drop Calves

	Price Range	Top		Price Range	Top
Choice steers	145.00-149.00	152.75	Good beef cows	85.00-90.00	98.00
Good steers	140.00-144.00		Good Holstein cows	75.00-80.00	87.50
Choice heifers	144.00-149.00		D1 & D2 Cows	50.00-60.00	
Good heifers	140.00-144.00		D3 & D4 Cows	40.00-45.00	
Good Holstein veal	130.00-135.00		Choice drop calves	\$230.00-\$270.00	
Plain and heavy veal	125.00-130.00		Good drop calves	\$180.00-\$225.00	
Good beef bulls	N/T		Plain & Newborns	\$130.00-\$175.00	

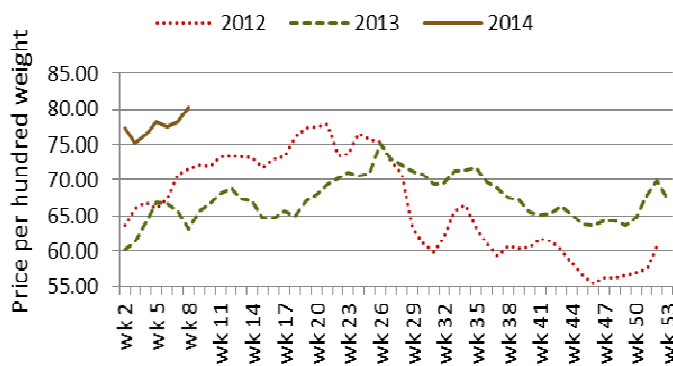
At Renfrew Pontiac Livestock Ltd., February 18, 2014: 7 Replacement Calves, 76 Cows, and 4 Bulls

	Price Range	Top
Replacement Calves	\$90.00-\$130.00	\$210.00
Cows D1 & D2	85.00-92.00	
Cows D3	80.00-84.00	
Cows D4	59.00-78.00	
Bulls	91.00-103.00	114.00

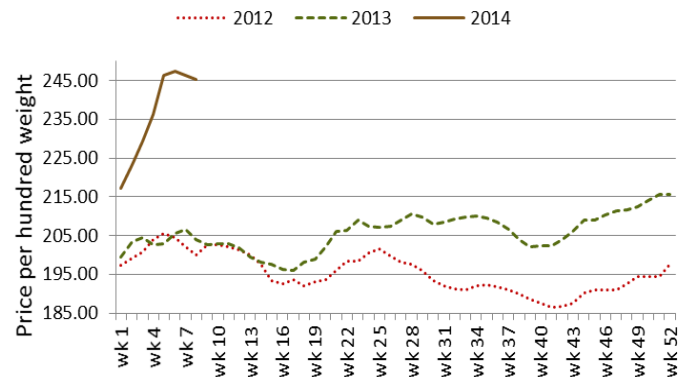
At: Aylmer Stockyards Inc., February 19, 2014 – 38 veal, 228 cows, 5 bulls, 13 fed cattle

	Price Range	Avg	Top
Cows	58.49-96.99	80.30	112.99
Bulls over 1600 lbs	94.49-109.00	102.29	109.00
Veal over 600 lbs	80.00-137.99	125.29	137.99
Replacement calves	\$35.00-\$300.00		\$325.00

Cull Cows- Ont Weekly Average Price



Ontario Railgrade Steer Weekly Average Price



ONTARIO STOCKER & FEEDER TRADE

Stocker sale at Brussels Livestock: February 14, 2014 – 863 stockers

Steers	Price Range	Average	Top	Heifers	Price Range	Average	Top
1000+	138.50-161.75	154.77	161.75	+900 lbs	142.50-151.75	148.59	163.50
900-999	147.00-167.00	160.77	169.50	800-899	143.00-156.50	149.76	160.00
800-899	151.00-166.00	160.78	169.00	700-799	137.00-159.00	149.83	159.00
700-799	148.00-172.00	159.07	187.00	600-699	128.00-172.00	156.04	172.00
600-699	157.00-186.00	174.14	192.00	500-599	145.00-187.00	171.91	187.00
500-599	162.00-197.25	182.95	211.50	400-499	140.00-171.00	156.89	180.00
400-499	177.00-220.00	195.97	220.00	300-399	116.00-175.00	152.00	172.00
399-	170.00-213.00	191.78	213.00				

Stocker Sale at: Community Livestock Exchange, February 18, 2014 – 197 Stockers

<i>Steers</i>	<i>Price Range</i>	<i>Average</i>	<i>Top</i>	<i>Heifers</i>	<i>Price Range</i>	<i>Average</i>	<i>Top</i>
800-899	104.00-174.00	143.50	174.00	600-699	81.00-155.00	130.80	155.00
700-799	97.00-179.00	153.70	179.00	500-599	121.00-172.00	138.70	172.00
600-699	110.00-196.50	163.10	193.50	400-499	104.00-175.00	157.90	175.00
500-599	108.00-186.00	165.70	186.00				
400-499	109.00-206.00	152.70	206.00				

Stocker Sale at: Keady Livestock Market, February 18, 2014 – 183 Stockers

<i>Steers</i>	<i>Price Range</i>	<i>Average</i>	<i>Top</i>	<i>Heifers</i>	<i>Price Range</i>	<i>Average</i>	<i>Top</i>
800-899	151.00-158.00	157.00	158.00	800-899	134.00-152.00	148.10	152.00
700-799	162.00-190.00	173.08	190.00	700-799	131.00-155.00	151.33	174.00
600-699	188.00-195.00	190.71	207.00	600-699	146.00-181.50	163.54	181.50
500-599	151.00-214.00	184.30	214.00	500-599	167.00-179.00	172.46	194.00
400-499	208.00-210.00	208.80	210.00	400-499	158.00-188.00	175.50	188.00

Stocker Sale at: Renfrew Pontiac Livestock Ltd., February 18, 2014 – 332 Stockers

<i>Steers</i>	<i>Price Range</i>	<i>Heifers</i>	<i>Price Range</i>
900-999	152.00-167.00	900+	132.00-139.00
800-899	166.00-182.00	800-899	138.00-147.00
700-799	180.00-189.00	700-799	146.00-154.00
600-699	190.00-199.00	600-699	154.00-166.00
500-599	198.00-213.00	500-599	165.00-172.00
400-499	198.00-215.00	400-499	171.00-179.00
		300-399	178.00-184.00

Stocker sale at Ontario Livestock Exchange, February 19, 2014: 536 Stockers

<i>Steers</i>	<i>Price Range</i>	<i>Average</i>	<i>Top</i>	<i>Heifers</i>	<i>Price Range</i>	<i>Average</i>	<i>Top</i>
1000+	162.00-173.25	168.88	173.25	900+	142.00-149.00	147.22	149.00
900-999	152.00-174.50	169.40	174.50	800-899	156.00-159.00	158.05	159.00
800-899	169.00-174.00	171.97	174.00				

Stocker Sale at: Ontario Livestock Exchange, February 20, 2014 – 192 Stockers

<i>Steers</i>	<i>Price Range</i>	<i>Average</i>	<i>Top</i>	<i>Heifers</i>	<i>Price Range</i>	<i>Average</i>	<i>Top</i>
800-899	122.00-165.00	147.67	165.00	700-799	111.00-134.00	115.70	142.50
700-799	146.00-172.50	160.04	172.50	600-699	97.00-156.00	128.62	159.00
600-699	150.00-182.50	172.16	182.50				
500-599	156.00-200.00	180.30	200.00				
400-499	157.50-211.00	188.42	211.0				

Stocker Sale at: Ontario Stockyards Inc, February 20, 2014 – 557 Stockers

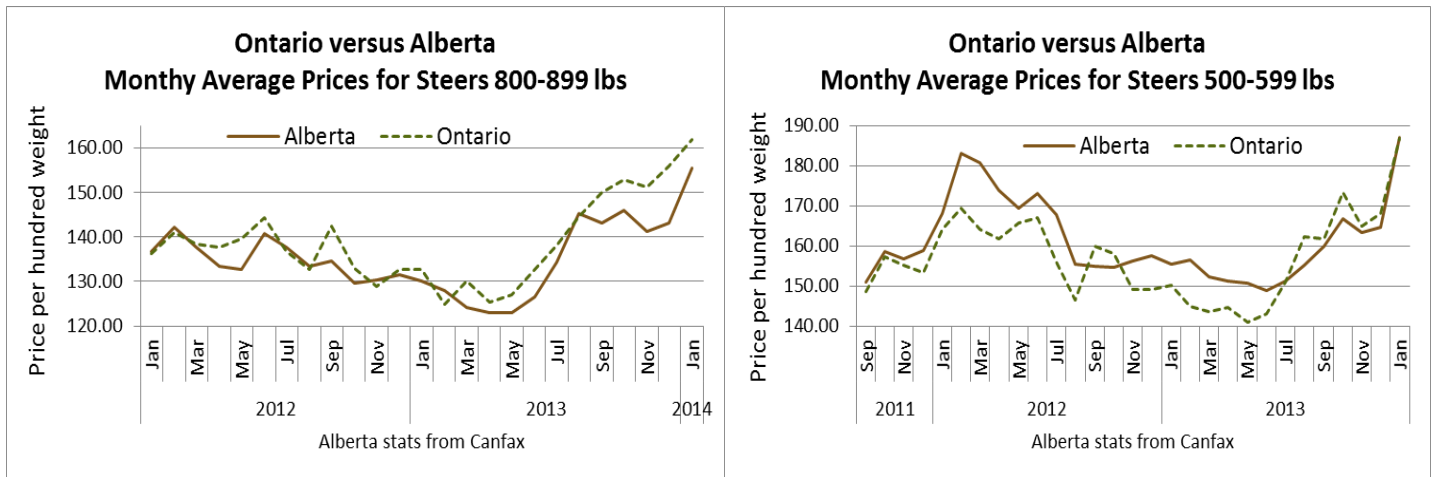
<i>Steers</i>	<i>Price Range</i>	<i>Average</i>	<i>Top</i>	<i>Heifers</i>	<i>Price Range</i>	<i>Average</i>	<i>Top</i>
1000+	95.00-118.00	109.34	145.00	900+	94.00-146.50	118.19	146.50
900-999	155.00-157.00	156.36	157.00	800-899	128.00-153.00	148.92	153.00
800-899	149.00-160.00	154.39	160.00	700-799	137.50-150.00	141.97	150.00
700-799	154.00-174.50	165.85	174.50	600-699	140.00-165.00	154.62	165.00
600-699	165.00-185.00	175.22	197.50	500-599	139.00-178.00	158.56	181.50
500-599	179.00-214.50	202.16	221.50	400-499	140.00-164.00	153.06	171.00
400-499	170.00-213.00	195.12	213.00	300-399	134.50-149.00	141.30	149.00
399-	179.00-214.00	201.40	214.00				

Stocker Sale at: **Ottawa Livestock Exchange, February 20, 2014 – 243** Stockers

Steers	Price Range	Average	Top	Heifers	Price Range	Average	Top
800-899	163.00-177.00	171.63	177.00	700-799	103.00-143.00	134.71	143.00
700-799	158.00-176.00	168.96	184.00	600-699	130.00-168.00	150.39	168.00
600-699	149.00-198.00	176.32	199.00	500-599	130.00-175.00	147.87	175.00
500-599	140.00-195.00	170.22	213.00	400-499	139.00-196.00	164.27	196.00
400-499	125.00-217.00	193.36	217.00				
399-	100.00-200.00	143.75	200.00				

Stocker Sale at: **Brussels Livestock, February 20, 2014 – 78** Stockers

Steers	Price Range	Average	Top	Heifers	Price Range	Average	Top
400-499	190.00-210.00	196.33	210.00	400-499	155.00-170.00	163.65	187.00
399	132.00-193.00	166.81	209.00				



QUEBEC ELECTRONIC AUCTION MARKET (F.O.B. THE FEEDLOT)

Week Ending Thursday, February 20, 2014	Price	Change from Last Week
	244.00-247.25	-2.83

ALBERTA DIRECT TRADE

Week ending Thursday, February 20, 2014

Steers	Live	N/T	Flat rail	N/T
Heifers	Live	N/T	Flat rail	N/T

U.S. TRADE (U.S. funds)

Week Ending Thursday, February 20, 2014

Live	N/T
Rail	N/T

CANADIAN BOXED BEEF CUT-OUT VALUES

Week Ending	AAA	AA
February 7, 2014	2.2194	2.2144
January 31, 2014	2.2705	2.2696
January 24, 2014	2.3697	2.3347

U.S. BOXED BEEF CUT-OUT VALUES (U.S. funds)

	Choice	Select
Current Five Day Average:	600-900 211.77	600-900 207.91

USDA ESTIMATED CATTLE KILL

	<i>Week Ending February 22, 2014</i>	<i>Previous Week</i>	<i>Year Ago</i>
Grand Total	539,000	539,000	568,000

LIVE CATTLE EXPORTS-ONTARIO

	<i>Week ending Feb 1, 2014</i>	<i>Week ending Jan 25, 2014</i>	<i>Year to Date</i>
Total live slaughter cattle exported from Ontario to the U.S.	4,035	4,959	19,067
Steers & Heifers	826	727	2,681
Cows	2,760	3,633	13,632
Bulls	449	599	2,754

AVERAGE CARCASS WEIGHTS – CANADA

	Steers	Heifers
February 15, 2014	849	793
February 16, 2013	889	821

FEDERALLY INSPECTED CANADIAN KILL

	<i>Week Ending February 15, 2014</i>	<i>YTD</i>	<i>% Change (Week Ago)</i>	<i>% Change (Year Ago)</i>
Grand Total	52,936	347,467	+6%	+7%
Western Slaughter	40,668	263,941	+9%	+6%
Eastern Slaughter	12,268	83,526	-3%	+10%

BEEF EXPORTS-CANADA

	United States	% change	Mexico	% change
	<i>Jan 1 – Dec 31, 2013</i>		<i>Jan 1 – Dec 31, 2013</i>	
Total	197,587 tonnes	-2%	17,826 tonnes	-29%

LIVE CATTLE-CANADA

IMPORTS		EXPORTS		
<i>Jan 1- Dec 31, 2013</i>		<i>Jan 1- Feb 8, 2014</i>		<i>Export % change from 2013 YTD</i>
Pure bred	3,498	Slaughter steers & heifers	41,267	+17%
Non-pure bred	54,923	Feeder steers & heifers	33,367	+46%
		Cows & Bulls	50,311	+15%

BEEF PRODUCTION-CANADA

	<i>Jan 1 – Feb 5, 2014</i>	<i>Last Year Same Time</i>	<i>% Change</i>
Fed	103,022 tonnes	96,751 tonnes	+6%
Non-fed	22,650 tonnes	24,060 tonnes	-6%

BEEF IMPORTS-CANADA

	<i>Jan 1 – Feb 15, 2014</i>	<i>Last Year Same Time</i>	<i>% Change</i>
United States	19,747 tonnes	25,247 tonnes	-22%
Non-NAFTA	5,593 tonnes	8,223 tonnes	-32%
Total	25,668 tonnes	33,762 tonnes	-24%

CHICAGO MERCANTILE EXCHANGE

Closing quotes on futures today were as follows:

Live Cattle			Feeder Cattle			Corn		Soybeans		Canadian \$				
\$/cwt US			\$/cwt US			\$/bu US		¢/bu						
Feb	144.55	-0.05	Mar	170.70	-0.42	Mar	4.530	-2.6	Mar	13.706	+12.4	Spot	89.87	-0.14
Apr	141.45	-0.42	Apr	171.20	-0.60	May	4.590	-3.2	May	13.602	+12.4	Mar	89.82	-0.16
Jun	132.72	-0.52	May	172.22	-0.37	Jul	4.626	-4.0	Jun	13.446	+13.0	Jun	89.63	-0.15
Aug	131.30	-0.40	Aug	174.00	-0.30	Sep	4.614	-5.0	Aug	12.992	+18.0	Sep	89.44	-0.16
Oct	134.40	-0.32	Sep	173.50	-0.37	Dec	4.642	-4.4	Sep	12.146	+15.0	Dec	89.25	-0.16
Dec	135.75	-0.30	Nov	172.50	-0.45	Mar	4.732	-4.2	Nov	11.536	+8.4	Mar	89.06	-0.17

Beef Farmers of Ontario, 130 Malcolm Road, Guelph, ON N1K 1B1 Phone: (519) 824-0334 Fax: (519) 824-1930 or email: markets@ontariobeef.com

ONTARIO STOCKER & FEEDER TRADE SPECIAL SALES

Mar 4	11:00 am	Ontario Stockyards Inc	All Vaccinated Spring Stocker Sale
Mar 14	11:00 am	Community Livestock Exchange	Quinte Cattlemen's Stocker Sale
Mar 14	7:00 pm	Ontario Stockyards Inc	Evening Bred Cow Sale
Mar 19	11:00 am	Kawartha Lakes Co-op Auction Mkt	Peterborough/Victoria Cattlemen's Sale
Mar 29	11:00 am	Denfield Livestock Exchange	Stocker and Bred Cow Sale

Comments for the week ending February 20, 2014

There were 430 fed steers and heifers sold through Ontario auction markets this week down 45 head from last week and 26 more than last year at this time. Fed steers ranged from \$137.81-\$156.40 averaging \$145.86 up \$1.29 from last week and \$27.74 stronger than last year at this time. Fed heifers ranged from \$119.69-\$150.47 averaging \$139.05 up \$3.86 from last week and \$23.94 stronger than year ago prices. Last week heifers averaged considerably lower due to more second cut cattle on offer and there is still a good number this week as seen in the pricing range. Auction markets reported active trading with prices starting out at steady to about steady by mid-week and firm by the end of the week.

Ontario railgrade prices were a little easier again this week with steers starting out at \$243.00-\$248.00 dressed, down to \$242.00-\$248.00 on Tuesday. Heifers started out at \$242.00-\$247.00 dressed down to \$241.00-\$247.00 on Tuesday. This week's average prices are \$1.00 lower than last week and \$41.25 stronger than last year at this time.

There were 2,665 cull cows sold through auction markets down 407 from last week and 39 less than last year at this time. Cull cows sold from \$67.78-\$91.27 averaging \$80.33 up \$2.02 from last week and setting a new weekly average record high price. Cows averaged \$17.27 stronger than last year at this time. Auction markets reported a good demand with active trading and prices reported as steady to \$2.00 stronger.

There were 3,276 replacement cattle sold through auction markets this week down 807 from last week and 1,037 less than last year at this time. Auction markets reported good buyer demand with active trading and prices steady for the most part with one report of \$1.00-\$2.00 higher on heavier cattle. Fancy cattle were strong. Actual average prices this week for steers 400-500 lbs averaged \$3.23 higher, 500-600 lbs down \$6.26, 600-700 lbs up \$0.82, 700-800 lbs down \$3.64, 800-900 lbs down \$1.82 and steers over 900 lbs averaged \$2.58 lower than last week's average prices. Heifers 300-400 lbs averaged \$34.30 lower than last week on very light receipts, 400-500 lbs up \$0.07, 500-600 lbs were up \$4.81, 600-700 lbs down \$2.50, 700-800 lbs down \$4.21 and heifers over 800 lbs averaged \$2.74 lower than last week's average prices.

The Quebec Electronic Market for this week ranged from \$244.00-\$247.25 (F.O.B. the feedlot), down \$2.83 on average from last week.

Canfax has reported that Alberta trade this week was very scattered with prices steady to last week, but volumes were too light to establish a market. Canfax also reports that majority of this week's show lists have been carried over to next week.

The U.S. cash cattle trade the week ending January 13th saw live cattle range from \$137.50-\$144.00 with a weekly weighted average price for steers at \$141.89 up from \$140.62 the previous week, while heifers averaged \$142.35 up from \$140.51. Dressed deals ranged from \$223.00-\$225.00 with weekly weighted average prices for steers at \$224.90 which is steady to the previous week which was at \$224.96. Heifers averaged \$224.92, compared to \$224.96 dressed the previous week. At time of reporting today, trade was moderate in all feeding areas with southern trade up \$3.00 from last week at \$144.00-\$145.00 live. Business in the north was up \$5.00-\$6.00 with sales from \$230.00-\$231.00 dressed.