



Weekly Market Information Report for the week ending Thursday April 10, 2014

The following information is collected from various sources and disseminated by Beef Farmers of Ontario.

ONTARIO DIRECT TO PACKER RAILGRADE CATTLE TRADE

Prices are on a carcass weight basis before grade and weight discounts. Weekly Range.

A Grade Steers	254.00-257.00
A Grade Heifers	253.00-256.00

ONTARIO LIVE CATTLE TRADE

Ontario auction sales this week saw weighted average price ranges for:

FED CATTLE	Volume	Price Range	Average	Top	Last week Avg
Large Frame Steers +1250	172	139.52-163.07	151.72	167.25	141.82
Medium Frame Steers +1250	110	144.46-157.19	150.40	168.50	144.91
Large & Medium Frame Steers +1250	282	140.71-161.56	151.59	168.50	143.63
Large Frame Heifers +1000	187	127.31-153.26	143.61	158.00	144.09
Medium Frame Heifers +1000	148	113.22-147.85	130.01	157.50	142.62
Large & Medium Frame Heifers +1000	335	118.19-151.20	139.57	158.00	144.29
Cows- All Weights	2,356	73.73-105.32	90.68	138.00	92.09
Bulls- All Weights	155	86.64-114.78	99.25	144.00	109.26

STOCKERS-Large and Medium Frame

STEERS	Volume	Price Range	Average	Top	Last week Avg
1000+	738	156.79-175.00	163.49	177.00	164.75
900-999	416	162.60-180.72	171.85	183.75	169.96
800-899	300	163.27-180.90	173.64	196.00	178.66
700-799	584	167.36-200.42	186.13	219.00	184.30
600-699	543	171.57-214.92	196.76	230.00	189.49
500-599	418	173.74-227.21	204.83	240.00	205.52
400-499	217	161.89-220.32	201.87	238.00	192.10
-399	76	154.63-225.80	188.03	320.00	186.00

HEIFERS	Volume	Price Range	Average	Top	Last week Avg
+900	403	143.25-156.42	150.90	169.75	147.55
800-899	334	151.87-166.52	161.32	173.00	157.04
700-799	564	151.69-174.22	163.57	194.00	160.63
600-699	545	153.60-189.15	173.92	213.00	166.45
500-599	375	153.10-193.95	174.88	221.50	176.45
400-499	192	162.25-196.73	183.46	216.00	179.49
300-399	55	139.48-188.67	165.16	231.00	174.40
-299	19	121.58-218.68	175.05	270.00	169.35

At **Kawartha Lakes Co-op Auction Market: April 5, 2014 – 109 cows, 13 bulls, 57 veal, 68 stockers**

	Price Range	Average	Top
Cows	61.00-110.50	92.90	110.50
Bulls under 1600 lbs	105.00-126.00	113.99	126.00
Veal under 125 lbs	192.50-270.00	235.00	270.00
Stocker steers 600-699 lbs	132.00-189.00	175.60	189.00
Stocker heifers 500-599 lbs	115.00-162.99	148.60	162.99

At Denfield Livestock Exchange Inc., April 8, 2014: 216 Fed Cattle, 15 Veal, 7 Bulls, 124 Cows, & 141 Drop Calves

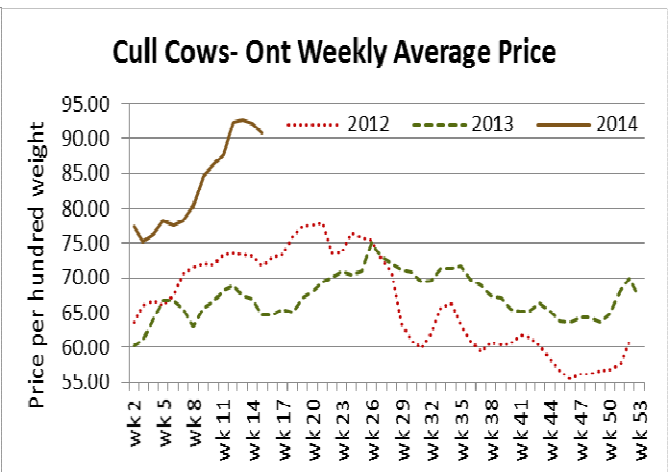
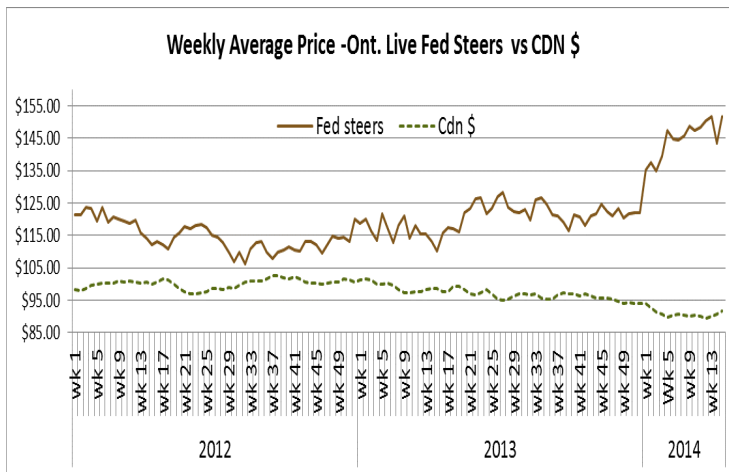
	Price Range	Top		Price Range	Top
Choice steers	150.00-155.00	160.75	Good beef cows	95.00-100.00	109.50
Good steers	145.00-149.00		Good Holstein cows	90.00-100.00	
Choice heifers	150.00-155.00	160.75	D1 & D2 Cows	65.00-75.00	
Good heifers	145.00-149.00		D3 & D4 Cows	50.00-60.00	
Good Holstein veal	105.00-110.00		Choice drop calves	\$300.00-\$350.00	
Plain and heavy veal	100.00-105.00		Good drop calves	\$200.00-\$300.00	
Good beef bulls	110.00-115.00		Plain & Newborns	\$100.00-\$200.00	

At Renfrew Pontiac Livestock Ltd., April 8, 2014: 14 Replacement Calves, 109 Cows, and 12 Bulls

	Price Range	Top
Replacement Calves	\$190.00-\$260.00	\$340.00
Cows D1 & D2	100.00-109.00	113.00
Cows D3	90.00-100.00	
Cows D4	70.00-87.00	
Bulls	101.00-107.00	114.00

At: Aylmer Stockyards Inc., April 9, 2014 – 43 veal, 101 cows, 2 bulls, 38 stockers

	Price Range	Avg	Top
Cows	57.49-128.00	95.99	128.00
Veal calves over 600 lbs	72.99-140.99	108.80	140.99
Replacement calves	\$120.00-\$340.00		\$370.00

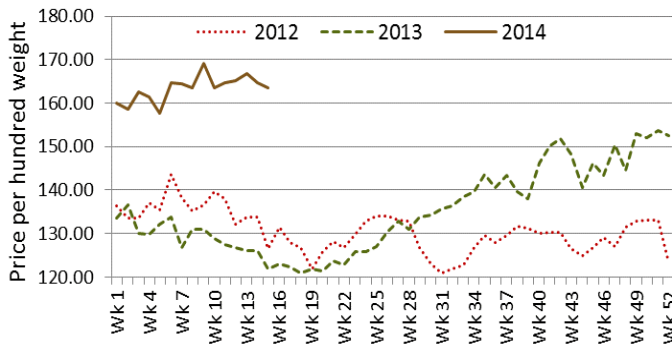


ONTARIO STOCKER & FEEDER TRADE

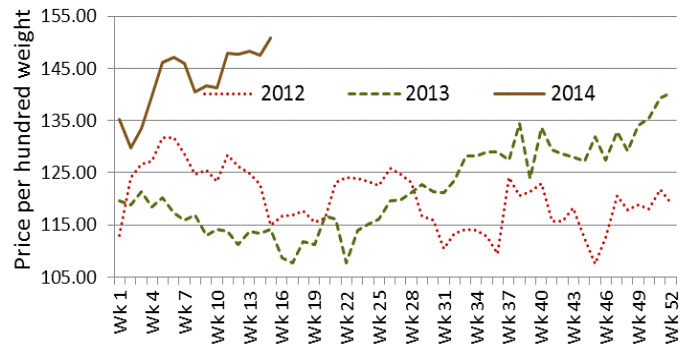
Stocker sale at **Brussels Livestock: April 4, 2014 –1,201** stockers

Steers	Price Range	Average	Top	Heifers	Price Range	Average	Top
1000+	144.00-171.50	157.78	171.50	+900 lbs	142.00-158.00	152.24	161.50
900-999	158.25-181.50	172.04	181.50	800-899	148.00-165.00	158.13	171.50
800-899	159.00-186.00	174.38	192.00	700-799	150.00-169.00	160.13	176.50
700-799	161.00-193.00	176.79	207.00	600-699	152.00-188.00	170.86	194.00
600-699	176.00-213.50	194.67	230.00	500-599	167.00-195.00	179.90	200.00
500-599	195.00-232.00	213.09	240.00	400-499	185.00-202.00	196.81	205.00
400-499	202.00-235.00	220.65	237.00	300-399	110.00-200.00	154.25	200.00
399-	167.00-240.00	203.89	240.00				

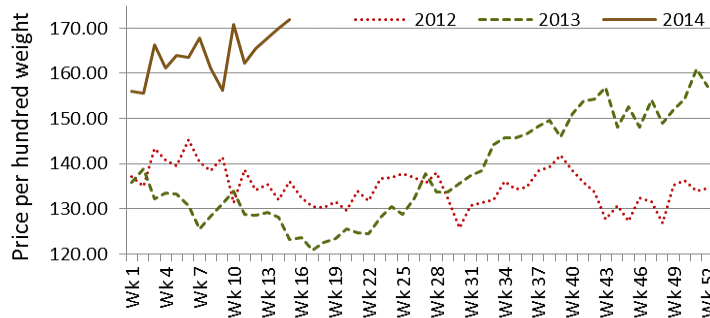
**Ont. Stoker Steers 1000 lb+
Weekly Average Price**



**Ont. Stoker Heifers 900 lb+
Weekly Average Price**



**Ont Stoker Steers 900-999 lbs
Weekly Average Price**



Stocker Sale at: Community Livestock Exchange, April 8, 2014 – 136 Stockers

Steers	Price Range	Average	Top	Heifers	Price Range	Average	Top
700-799	93.00-187.99	140.99	187.99	700-799	110.49-172.50	142.99	172.50
600-699	90.50-190.50	144.99	190.50	600-699	130.49-179.00	166.19	179.00
500-599	123.99-226.50	194.39	226.50	500-599	134.00-193.99	169.10	193.99
400-499	127.00-222.99	183.89	222.99	400-499	140.99-158.99	148.59	168.99

Stocker Sale at: Keady Livestock Market, April 8, 2014 – 817 Stockers

Steers	Price Range	Average	Top	Heifers	Price Range	Average	Top
1000+	68.00-157.00	118.86	157.00	900+	162.00-44 hd		
900-999	171.00-181.50	176.45	181.50	800-899	166.00-171.50	167.88	171.50
800-899	172.00-181.00	179.77	181.00	700-799	162.00-177.75	172.10	177.75
700-799	181.00-219.00	196.36	219.00	600-699	175.50-195.50	184.32	195.50
600-699	197.00-222.00	216.32	222.00	500-599	168.00-206.00	189.68	206.00
500-599	191.00-231.00	218.95	231.00	400-499	178.00-212.00	202.49	212.00
400-499	191.00-228.00	217.27	228.00	300-399	142.50-187.00	171.89	187.00
399-	178.00-194.00	189.89	194.00				

Stocker Sale at: Renfrew Pontiac Livestock Ltd., April 8, 2014 – 328 Stockers

Steers	Price Range	Heifers	Price Range
900-999	166.00-172.00	800-899	143.00-152.00
800-899	172.00-181.00	700-799	152.00-157.00
700-799	182.00-196.00	600-699	157.00-174.00
600-699	196.00-214.00	500-599	174.00-181.00
500-599	210.00-226.00	400-499	181.00-194.00
400-499	220.00-236.00	300-399	190.00-198.00
399-	226.00-238.00		

Stocker sale at **Ontario Livestock Exchange, April 9, 2014: 1,031** Stockers

Steers	Price Range	Average	Top	Heifers	Price Range	Average	Top
1000+	160.00-177.00	165.75	177.00	900+	153.00-26 hd		
900-999	165.00-183.75	173.70	183.75	800-899	145.00-167.00	163.73	167.00
800-899	166.50-182.50	176.31	182.50	700-799	168.50-172.00	171.13	172.00
700-799	169.00-180.00	175.67	180.00	600-699	154.00-179.00	169.87	179.00

Stocker Sale at: **Ontario Livestock Exchange, April 10, 2014 – 140** Stockers

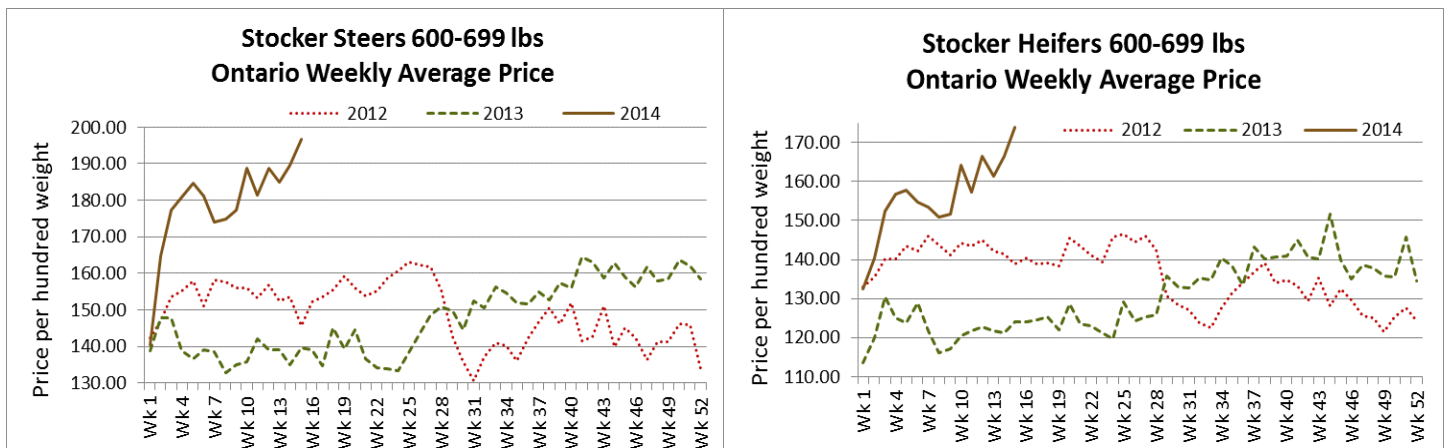
Steers	Price Range	Average	Top	Heifers	Price Range	Average	Top
1000+	109.00-131.00	118.19	139.00	700-799	93.00-130.00	110.67	135.00
900-999	135.00-143.00	138.29	149.50	600-699	122.50-147.00	132.83	162.00
700-799	151.00-171.50	165.00	171.50	500-599	129.00-153.00	139.67	168.00
600-699	168.00-180.00	175.83	180.00				
500-599	147.00-200.00	173.00	200.00				

Stocker Sale at: **Ontario Stockyards Inc, April 10, 2014 – 620** Stockers

Steers	Price Range	Average	Top	Heifers	Price Range	Average	Top
900-999	144.00-173.00	164.29	173.00	900+	156.00-164.75	161.28	164.75
800-899	158.00-175.00	167.02	180.00	800-899	144.50-166.50	163.63	166.50
700-799	174.00-198.75	187.28	206.00	700-799	149.00-176.50	165.40	176.50
600-699	178.00-211.50	192.03	211.50	600-699	150.00-188.00	170.43	196.50
500-599	163.00-219.00	197.39	222.00	500-599	149.00-205.50	173.58	205.50
400-499	107.50-192.00	167.05	235.00	400-499	153.00-189.00	169.29	195.00
399-	169.00-212.50	188.57	226.00	300-399	150.00-200.00	174.72	200.00

Stocker Sale at: **Ottawa Livestock Exchange, April 10, 2014 – 184** Stockers

Steers	Price Range	Average	Top	Heifers	Price Range	Average	Top
700-799	172.00-183.00	176.67	183.00	700-799	145.00-167.00	154.63	167.00
600-699	156.00-193.00	180.11	200.00	600-699	85.00-174.00	151.62	174.00
500-599	105.00-213.00	160.35	224.00	500-599	103.00-178.00	146.81	196.00
400-499	138.00-237.00	204.71	238.00	400-499	155.00-192.00	178.56	192.00
399-	104.00-320.00	188.83	320.00	299-	65.00-270.00	177.88	270.00



ONTARIO STOCKER & FEEDER TRADE SPECIAL SPRING SALES

Stocker Sale at: **Ontario Stockyards Inc, April 8, 2014 – 1,045 Stockers**

Steers	Price Range	Average	Top	Heifers	Price Range	Average	Top
1000+	145.50-3 hd			900+	158.25-169.75	164.72	169.75
900-999	164.00-178.00	170.40	180.00	800-899	159.00-173.00	166.76	173.00
800-899	168.50-186.25	178.47	196.00	700-799	168.00-185.00	172.52	194.00
700-799	172.00-205.50	194.71	209.00	600-699	164.00-200.00	185.09	213.00
600-699	180.00-226.00	207.48	228.50	500-599	170.00-199.00	187.67	221.50
500-599	189.00-240.00	220.65	240.00	400-499	165.00-216.00	186.49	216.00
400-499	183.00-224.00	207.83	224.00	300-399			
399-	195.00-218.00	206.66	218.00				

Special Spring Vaccinated Stocker Sale- A good quality offering of replacements sold at higher prices.

QUEBEC ELECTRONIC AUCTION MARKET (F.O.B. THE FEEDLOT)

	Price	Change from Last Week
Week Ending Thursday, April 10, 2014	251.50-252.00	-1.80

ALBERTA DIRECT TRADE

Week ending Thursday April 10, 2014

Steers	Live	146.00-148.00	Flat rail	242.50
Heifers	Live	147.25	Flat rail	236.75-243.00

U.S. TRADE (U.S. funds)

Week Ending Thursday, April 10, 2014

Live	N/T
Rail	N/T

CANADIAN BOXED BEEF CUT-OUT VALUES

Week Ending	AAA	AA
March 21, 2014	2.3719	2.4071
March 14, 2014	2.3861	2.3989
March 7, 2014	2.6401	2.3111
February 28, 2014	2.2891	2.2849

U.S. BOXED BEEF CUT-OUT VALUES (U.S. funds)

	Choice	Select
	600-900	600-900
Current Five Day Average:	226.82	215.97

USDA ESTIMATED CATTLE KILL

	Week Ending	Previous Week	Year Ago
	April 10, 2014		
Grand Total	573,000	583,000	607,000

LIVE CATTLE EXPORTS-ONTARIO

	Week ending Mar. 22, 2014	Week ending Mar. 15, 2014	Year to Date
Total live slaughter cattle exported from Ontario to the U.S.	4,038	4,148	47,196
Steers & Heifers	1,092	1,276	9,030
Cows	2,504	1,314	31,641
Bulls	442	558	6,525

AVERAGE CARCASS WEIGHTS – CANADA

	Steers	Heifers
April 5, 2014	856	799
April 6, 2013	895	828

FEDERALLY INSPECTED CANADIAN KILL

	Week Ending April 6, 2014	YTD	% Change (Week Ago)	% Change (Year Ago)
Grand Total	50,793	717,173	-5%	+7%
Western Slaughter	38,351	547,140	-7%	+6%
Eastern Slaughter	12,442	170,033	-0%	+7%

BEEF EXPORTS-CANADA

	United States Jan 1 –Feb 28	% change	Mexico Jan 1 –Feb 28	% change
Total	31,331 tonnes	+7%	3,643 tonnes	N/A

LIVE CATTLE-CANADA

IMPORTS Jan 1- Feb 28		EXPORTS Jan 1- Mar 29, 2014		Export % change from 2013 YTD
Pure bred	331	Slaughter steers & heifers	109,690	+1%
Non-pure bred	5,411	Feeder steers & heifers	126,863	+56%
		Cows & Bulls	100,996	+4%

BEEF PRODUCTION-CANADA

	Jan 1 – April 5, 2014	Last Year Same Time	% Change
Fed	221,412 tonnes	211,503 tonnes	+5%
Non-fed	40,269 tonnes	41,530 tonnes	-3%

BEEF IMPORTS-CANADA

	Jan 1 – April 5, 2014	Last Year Same Time	% Change
United States	34,835 tonnes	46,543 tonnes	-25%
Non-NAFTA	14,888 tonnes	13,206 tonnes	+13%
Total	50,433 tonnes	60,327 tonnes	-16%

CHICAGO MERCANTILE EXCHANGE

Closing quotes on futures today were as follows:

Live Cattle			Feeder Cattle			Corn		Soybeans		Canadian \$				
\$/cwt US			\$/cwt US			\$/bu US		¢/bu		¢/bu				
Apr	144.85	+0.85	Apr	179.50	+1.22	May	4.984	-2.6	May	14.630	-19.2	Spot	91.22	-0.35
Jun	135.77	+0.57	May	180.07	+0.40	Jul	5.044	-2.6	Jul	14.472	-18.2	Jun	91.07	-0.35
Aug	133.77	+0.65	Aug	182.47	+0.55	Sep	5.024	-4.4	Aug	13.790	-9.6	Sep	90.87	-0.35
Oct	138.22	+0.20	Sep	182.30	+0.45	Dec	4.992	-5.6	Sep	12.676	-7.2	Dec	90.67	-0.34
Dec	140.17	-0.22	Oct	181.72	+0.30	Mar	5.070	-5.4	Nov	12.146	-10.6	Mar	90.30	-0.34
Feb	141.15	-0.22	Nov	181.70	+0.67	May	5.124	-5.0	Jan	12.220	-10.4	Jun	90.14	-0.34

OBCFPP LICENCE CHANGES

Licence Suspended: Country Dealer

Michael Harrington, 726 Tracey's Hill Road, RR 4, Omemee, Ontario K0L 2W0

ONTARIO STOCKER & FEEDER TRADE SPECIAL SALES

Apr 12	11:00 am	Denfield Livestock Exchange	Stocker and Bred Cow Sale
Apr 16	11:00 am	Kawartha Lakes Community Sale Barn Inc	Stocker Sale
Apr 23		Aylmer Stockyards Inc	Spring Stocker Sale
Apr 25	9:00 am	Keady Livestock Market	Stocker & Feeder Sale- ONS-vaccinated & non vaccinated
Apr 26	9:30 am	Rainy River Cattlemen's Sale	Spring Sale- Stockers, cows, bulls etc.
Apr 26	11:00 am	Denfield Livestock Exchange	Stockers and Bred Cows
Apr 28	10:00 am	Brussels Livestock	Vaccinated stocker sale- Sponsored by Huron County Beef Producers
May 1	10:00 am	Warton- Grey Bruce Livestock Co-op	Stocker Sale
May 1	4:00 pm	Ottawa Livestock Exchange	Herd Dispersal for Les Fermes Forcier, Website: www.lesfermesforcier.com
May 2	11:00 am	Community Livestock Exchange	Quinte Cattlemen's Assoc. Sale
May 3	10:00 am	Thessalon-Algoma Co-op Livestock Sales	Stocker sale

Comments for the week ending April 10, 2014

There were 588 fed steers and heifers trading through auction markets this week up 182 head from last week and 107 more than last year at this time. Fed steers traded from \$140.71-\$161.56 averaging \$151.59 up \$7.96 from last week and \$41.38 stronger than last year at this time. Heifers sold from \$118.19-\$151.20 averaging \$139.57 down \$4.72 from last week and \$26.59 higher than year ago prices. Auction markets reported the market steady with quality considered. Live fed cattle exports through Ontario ports to the U.S. as of March 22, 2014 totalled 8,925 up 1,474 from March 22, 2013 but 324 less than March 22, 2012.

Ontario railgrade prices saw a \$1.00 increase on the top end of the range the previous Friday and have held steady throughout the remainder of this week. Steers traded from \$254.00-\$257.00 dressed with heifers from \$253.00-\$256.00, averaging \$1.25 stronger than last week's average prices and \$62.25 higher than last year at this time. Today (Friday) prices have declined \$1.00 on the top end of the ranges.

A lighter offering of cull cows came to market this week with 2,356 head sold through auction markets down 169 head from last week and 301 less than last year at this time. Cull cows ranged from \$73.73-\$105.32 averaging \$90.68 down \$1.41 from last week and \$26.07 higher than last year at this time. Auction markets reported a strong demand with active trading and prices from steady to under pressure, up to \$2.00 lower by the end of the week. Good quality cows were seeing premium prices. Live cull cow exports through Ontario ports to the U.S. as of March 22, 2014 totalled 31,770 down 3,912 from March 22, 2013 but 19,144 more than March 22, 2012.

There were 5,779 replacement cattle sold through auction markets this week up 916 head from last week and 771 more than last year at this time. Auction markets reported a strong active trade with prices generally steady, although vaccinated grass weights were reported as up \$2.00-\$5.00. Later in the week heavier cattle were reported as under pressure. This week steers 400-500 lbs, 600-800 lbs and 900-1000 lbs set a new record weekly average price along with heifers 400-500 lbs and all over 600 lbs. Actual average prices this week for steers 400-500 lbs were up \$9.77, 500-600 lbs down \$0.69, 600-700 lbs up \$7.27, 700-800 lbs up \$1.83, 800-900 lbs down \$5.02, 900-1000 lbs up \$1.89 and steers over 1000 lbs averaged \$1.26 lower than last week's average prices. Heifers 300-400 lbs were down \$9.24 on average, 400-500 lbs up \$3.97, 500-600 lbs down \$1.57, 600-700 lbs up \$7.47, 700-800 lbs up \$2.94, 800-900 lbs up \$4.28 and heifers over 900 lbs averaged \$3.35 higher than last week.

The Quebec Electronic Market reported for this week was from \$251.50-\$252.00 dressed (FOB the feedlot) which is down \$1.80 from last week's average price.

Alberta direct trade was light to moderate this week with live steers averaging \$1.23 higher while live heifers were down \$0.21. On the rail steers averaged \$2.50 lower with heifers off by \$4.66 on average. Canfax reported steers from \$146.00-\$148.00 live and \$242.50 flat rail. Heifers sold at \$147.25 live and \$236.75-\$243.00 flat rail.

The U.S. cash cattle trade the week ending April 3rd was generally \$3.00 lower. Live sales ranged from \$146.00-\$154.00 for steers averaging \$149.71 down from \$152.25 the previous week. Live heifers sold from \$146.00-\$152.00 averaging \$149.79 down from \$152.09 the previous week. On the rail steers were reported from \$238.00-\$242.00 averaging \$240.09 down from \$243.48 the previous week with heifers selling from \$236.50-\$242.00 averaging \$239.55 down from \$242.22. At time of reporting the market remains untested with bids sitting at \$146.00 live and \$236.00-\$238.00 dressed, while asking prices are holding at \$150.00 live and \$243.00 plus dressed. Packers are reported as short bought and cautious of pressure on margins and the current beef demand. Business is going to have to get going soon if there is to be any trade this week.