



Weekly Market Information Report for the week ending Thursday, May 29, 2014

The following information is collected from various sources and disseminated by Beef Farmers of Ontario.

ONTARIO DIRECT TO PACKER RAILGRADE CATTLE TRADE

Prices are on a carcass weight basis before grade and weight discounts. Weekly Range:

A Grade Steers	257.00-264.00
A Grade Heifers	256.00-263.00

ONTARIO LIVE CATTLE TRADE

Ontario auction sales this week saw weighted average price ranges for:

FED CATTLE	Volume	Price Range	Average	Top	Last week Avg
Large Frame Steers +1250	171	130.57-162.26	149.63	173.25	157.20
Medium Frame Steers +1250	62	153.00-160.42	157.10	167.75	155.22
Large & Medium Frame Steers +1250	219	134.45-162.36	152.39	173.25	156.53
Large Frame Heifers +1000	123	142.23-159.98	151.55	166.00	154.05
Medium Frame Heifers +1000	116	140.61-158.12	151.20	165.50	149.93
Large & Medium Frame Heifers +1000	235	141.79-158.79	152.23	166.00	151.86
Cows- All Weights	2137	79.74-113.12	97.81	164.10	98.67
Bulls- All Weights	149	101.93-126.54	113.20	156.00	113.01

STOCKERS-Large and Medium Frame

STEERS	Volume	Price Range	Average	Top	Last week Avg
1000+	679	163.82-171.72	167.49	176.00	167.79
900-999	496	170.65-183.81	176.74	187.00	176.64
800-899	462	175.28-198.00	187.64	210.00	191.97
700-799	435	168.87-218.62	197.35	240.00	203.24
600-699	547	189.75-236.75	216.27	251.00	204.52
500-599	368	200.48-244.42	226.74	270.00	222.82
400-499	206	190.84-248.38	227.06	268.00	218.05
-399	59	171.63-231.47	201.26	270.00	244.03

HEIFERS	Volume	Price Range	Average	Top	Last week Avg
+900	354	152.21-166.70	159.81	174.00	158.50
800-899	319	158.11-173.14	166.93	187.00	159.48
700-799	343	157.63-189.93	178.04	207.50	175.35
600-699	656	170.91-205.03	193.61	242.00	192.84
500-599	446	177.26-216.90	199.33	241.00	203.62
400-499	247	174.06-221.13	203.01	244.00	200.19
300-399	69	174.22-204.77	191.36	240.00	230.44
-299	17	174.85-223.68	199.09	245.00	224.73

At **Kawartha Lakes Co-op Auction Market: May 24, 2014 – 135 Cows, 14 bulls, 65 veal, 11 fed cattle**

	Price Range	Average	Top
Cows	66.00-117.50	99.29	117.50
Bulls over 1600 lbs	108.49-121.30	114.90	121.30
Bulls under 1600 lbs	86.99-119.99	106.29	119.99
Veal over 600 lbs	90.00-114.99	107.20	114.99
Veal under 125 lbs	150.00-277.49	229.00	277.49

At **Denfield Livestock Exchange Inc.:** May 27, 2014 - 145 Fed Cattle, 37 Veal, 7 Bulls, 95 Cows, 141 Drop Calves

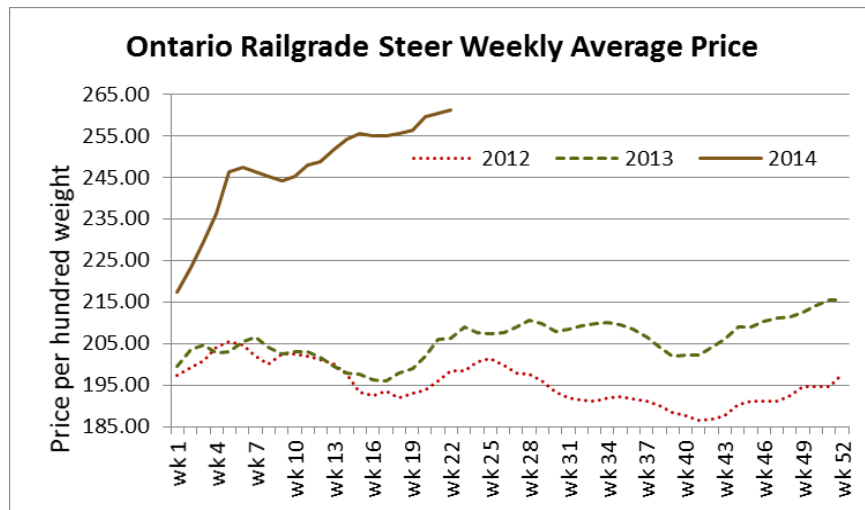
	Price Range	Top		Price Range	Top
Choice steers	155.00-160.00	162.00	Good beef cows	110.00-120.00	129.50
Good steers	150.00-154.00		Good Holstein cows	100.00-110.00	
Choice heifers	155.00-160.00	163.25	D1 & D2 Cows	90.00-100.00	
Good heifers	150.00-154.00		D3 & D4 Cows	70.00-85.00	
Good Holstein veal	112.00-117.00		Choice drop calves	\$250.00-\$300.00	\$370.00
Plain and heavy veal	105.00-112.00		Good drop calves	\$200.00-\$250.00	
Good beef bulls	109.00-122.00		Plain & Newborns	\$100.00-\$200.00	

At **Renfrew Pontiac Livestock Ltd.:** May 27, 2014 - 8 Replacement Calves, 115 Cows, and 10 Bulls

	Price Range	Top
Replacement Calves	\$170.00-\$240.00	\$310.00
Cows D1 & D2	105.00-112.00	120.00
Cows D3	98.00-105.00	
Cows D4	74.00-98.00	
Bulls	109.00-129.00	131.00

At **Aylmer Stockyards Inc.:** May 28, 2014 – 13 fed cattle, 20 veal, 102 cows, 7 bulls, & 7 stockers

	Price Range	Avg	Top
Cows	60.99-129.00	99.59	129.00
Veal calves over 600 lbs	106.00-122.99	118.10	122.99
Replacement calves	\$110.00-\$400.00		\$455.00



ONTARIO STOCKER & FEEDER TRADE

Stocker sale at **Brussels Livestock:** May 23, 2014 –1,379 stockers

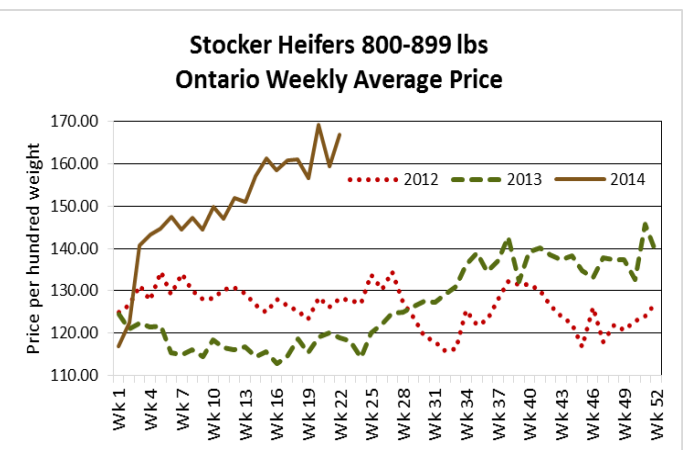
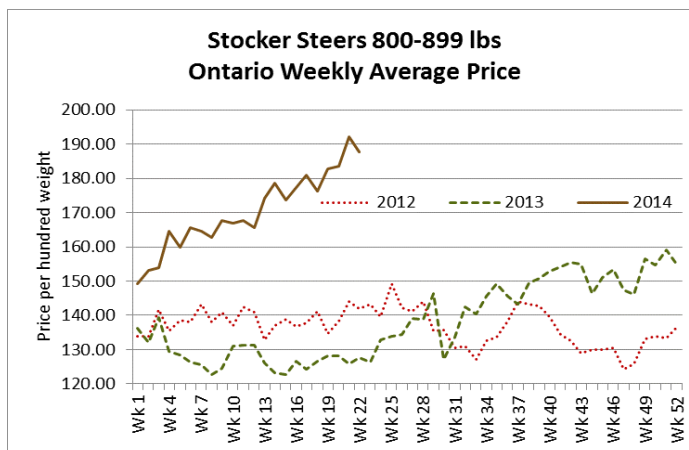
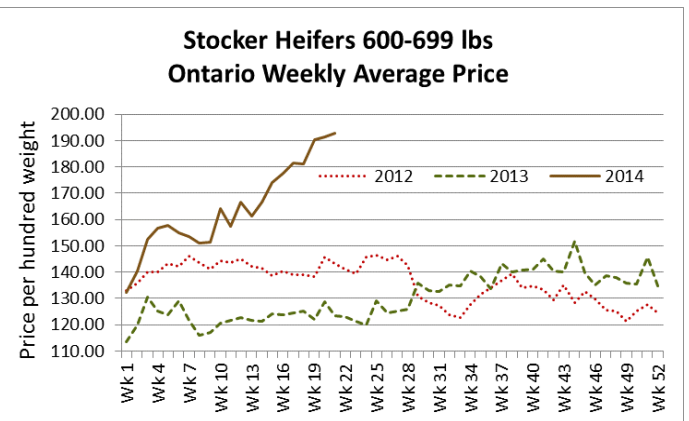
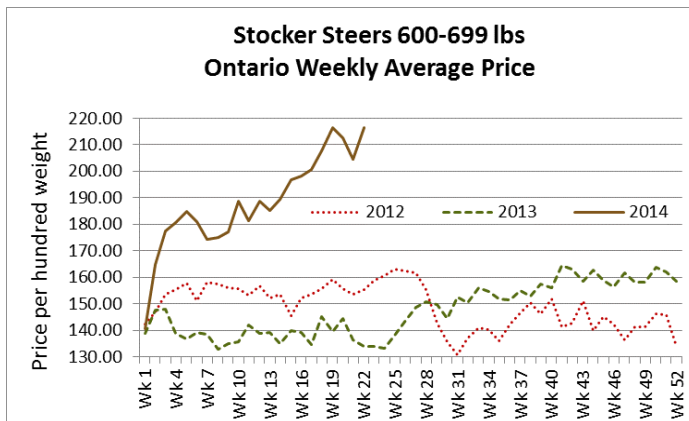
Steers	Price Range	Average	Top	Heifers	Price Range	Average	Top
1000+	160.00-173.75	170.04	173.75	+900 lbs	153.00-165.00	160.57	165.00
900-999	170.50-187.00	179.01	187.00	800-899	157.00-172.50	166.09	172.50
800-899	177.00-200.00	189.31	200.00	700-799	171.00-193.50	184.44	193.50
700-799	167.00-214.50	194.98	224.00	600-699	186.00-206.00	195.37	210.00
600-699	189.00-227.00	212.23	235.00	500-599	188.00-215.00	201.54	225.00
500-599	201.00-240.00	225.21	249.00	400-499	192.00-235.00	212.52	239.00
400-499	229.00-258.00	242.00	258.00	300-399	170.00-240.00	198.00	240.00
399-	203.00-235.00	218.17	235.00				

Stocker sale at **Kawartha Lakes Community Sale Barn: May 24, 2014 –331** stockers

Steers	Price Range	Average	Top	Heifers	Price Range	Average	Top
800-899	150.00-194.99	178.29	194.99	700-799	132.49-169.99	162.00	169.99
700-799	120.99-231.99	191.30	231.99	600-699	137.50-200.00	178.00	200.00
600-699	160.00-242.49	214.29	242.49	500-599	163.99-220.00	201.69	220.00
500-599	187.50-237.99	216.99	237.99	400-499	125.00-231.99	206.49	231.99
400-499	167.50-154.99	219.30	254.99	300-399	214.00-235.00	220.80	235.00
399-	165.99-250.00	211.60	250.00				

Stocker sale at: **Community Livestock Exchange, May 27, 2014 – 211** Stockers

Steers	Price Range	Average	Top	Heifers	Price Range	Average	Top
700-799	91.50-202.00	140.80	210.00	900+	94.00-150.00	116.40	150.00
600-699	110.00-227.00	165.90	227.00	700-799	121.00-179.00	146.60	179.00
500-599	171.00-255.00	215.89	255.00	600-699	118.00-200.99	176.50	200.99
400-499	140.00-250.99	229.40	250.99	500-599	146.00-209.50	173.40	209.50
				400-499	154.00-227.99	205.40	227.99



Stocker sale at: **Keady Livestock Market, May 27, 2014 – 741** Stockers

Steers	Price Range	Average	Top	Heifers	Price Range	Average	Top
900-999	167.00-181.50	175.46	181.50	900+	120.00-145.00	137.83	173.00
800-899	196.00-210.00	203.03	210.00	800-899	167.50-174.00	170.80	187.00
700-799	195.00-222.00	211.19	229.00	700-799	180.50-197.00	192.53	197.00
600-699	228.00-244.00	233.91	244.00	600-699	197.00-221.00	215.25	228.00
500-599	240.50-270.00	253.79	270.00	500-599	214.00-233.00	226.48	235.00
400-499	235.00-256.00	245.06	256.00	400-499	213.00-225.00	220.56	225.00

Stocker sale at: **Renfrew Pontiac Livestock Ltd., May 27, 2014 – 341 Stockers**

Steers	Price Range	Heifers	Price Range
900-999	163.00-172.00	800-899	149.00-158.00
800-899	171.00-178.00	700-799	158.00-165.00
700-799	178.00-194.00	600-699	164.00-180.00
600-699	195.00-210.00	500-599	180.00-196.00
500-599	210.00-250.00	400-499	196.00-209.00
400-499	232.00-253.00	300-399	192.00-210.00

Stocker sale at **Ontario Livestock Exchange: May 28, 2014 - 739 Stockers**

Steers	Price Range	Average	Top	Heifers	Price Range	Average	Top
1000+	167.50-174.00	170.02	174.00	900+	163.50-166.00	164.41	166.00
900-999	173.50-182.50	177.14	182.50	800-899	168.50-186.00	179.35	186.00
800-899	175.00-198.50	185.38	198.50				

Stocker sale at: **Ontario Livestock Exchange, May 29, 2014 – 100 stockers**

Steers	Price Range	Average	Top	Heifers	Price Range	Average	Top
1000+	124.00-138.00	132.00	138.00	600-699	139.00-179.00	166.29	179.00
500-599	182.00-220.00	212.67	220.00	500-599	172.50-197.00	184.45	208.00
400-499	130.00-238.00	213.50	238.00	400-499	133.00-220.00	174.00	220.00

Stocker sale at: **Ontario Stockyards Inc., May 29, 2014 – 208 stockers**

Steers	Price Range	Average	Top	Heifers	Price Range	Average	Top
1000+	109.88-145.50	124.30	145.50	900+	115.00-151.00	135.12	169.00
900-999	147.00-160.00	153.08	160.00	800-899	107.00-116.00	111.73	116.00
800-899	148.00-204.00	190.21	204.00	700-799	119.00-178.00	146.31	178.00
700-799	175.00-240.00	217.56	240.00	600-699	140.00-200.00	186.26	200.00
600-699	171.00-241.00	225.78	251.00	500-599	173.00-204.00	192.80	204.00
500-599	181.00-232.00	203.37	241.00	400-499	155.00-195.00	176.44	195.00
400-499	170.00-210.00	189.60	246.00	300-399	150.00-176.00	162.80	176.00
399-	180.00-200.00	190.00	250.00				

Stocker sale at: **Ottawa Livestock Exchange, May 29, 2014 – 200 stockers**

Steers	Price Range	Average	Top	Heifers	Price Range	Average	Top
700-799	114.00-202.00	162.38	202.00	700-799	130.00-175.00	152.33	175.00
600-699	130.00-242.00	189.56	242.00	600-699	153.00-198.00	177.76	198.00
500-599	198.00-252.00	232.74	257.00	500-599	188.00-204.00	195.06	205.00
400-499	198.00-268.00	243.00	268.00	400-499	170.00-206.00	188.52	211.00
399-	194.00-270.00	223.23	270.00	300-399	175.00-209.00	194.38	209.00
				299-	165.00-245.00	204.57	245.00

ONTARIO STOCKER & FEEDER TRADE SPECIAL SPRING SALES

Stocker sale at **Maple Hill Auctions Ltd, May 26, 2014: 278 stockers**

Steers	Price Range	Average	Top	Heifers	Price Range	Average	Top
1000+	160.00-163.75	161.78	163.75	900+	168.00- 14 head		
900-999	178.00-193.50	181.90	183.50	800-899	170.50-175.00	171.45	175.00
800-899	183.50-39 head			500-599	188.00-196.00	194.00	196.00
700-799	169.00-179.00	174.00	179.00	400-499	182.00-200.00	191.00	200.00
500-599	214.50-218.50	216.37	218.50				

Next stocker sale tentative on Monday June 9th @ 7:00 pm.

Stocker sale at **Manitoulin Livestock Exchange, May 24, 2014: 121** Stockers (sold by the head, not cwt) - **6** Bred Cows

Steers	Price Range	Heifers	Price Range
800-899	\$1400-\$1670	700-799	\$1250-\$1520
700-799	\$1200-\$1470	600-699	\$1085-\$1500
600-699	\$1250-\$1400	500-599	\$1150-\$1245
400-499	\$860-\$1050	400-499	\$800-\$1000
Bred Cows:	\$1230-\$1550		

A good bunch of grass cattle were on offer.

Stocker sale at **Ontario Stockyards Inc: May 27, 2014 – 888** stockers

Steers	Price Range	Average	Top	Heifers	Price Range	Average	Top
1000+	163.50-174.00	169.30.	176.00	+900 lbs	163.25-174.00	168.72	174.00
900-999	170.50-179.50	175.66	187.00	800-899	171.75-181.50	176.75	181.50
800-899	182.50-198.00	186.14	202.00	700-799	180.50-203.25	192.56	203.25
700-799	196.50-224.00	206.66	231.00	600-699	173.00-213.00	197.99	242.00
600-699	219.00-240.50	228.08	247.50	500-599	203.00-239.00	217.11	241.00
500-599	241.00-255.00	251.52	255.00	400-499	190.00-244.00	220.74	244.00
400-499	170.00-243.00	211.09	250.00				

All classes of vaccinated cattle are selling steady to strong.

Stocker sale at **Vankleek Hill Livestock Exchange: May 28, 2014 – 207** stockers

Steers	Price Range	Average	Top	Heifers	Price Range	Average	Top
800-899	114.00-189.00	165.86	189.00	800-899	126.00-161.00	147.78	161.00
700-799	162.00-220.00	185.27	220.00	700-799	122.00-176.00	151.90	176.00
600-699	161.00-248.00	195.31	248.00	600-699	140.00-182.00	166.18	182.00
500-599	193.00-254.00	221.99	254.00	500-599	146.00-218.00	172.72	218.00
400-499	196.00-250.00	207.53	250.00	400-499	186.00-211.00	201.52	211.00

ONTARIO BRED COW SALES

Today at **Ontario Stockyards Inc, May 29, 2014- 30** Bred cows, **6** Cow calf pairs

	Exotic and Exotic X	British and British X
Top quality bred cows	\$1800-\$2175	N/T
Avg quality bred cows	\$1600-\$1800	N/T
Top quality cow/calf pairs	N/T	\$1800-\$2250

The market was strong on all classes of cows and cow calf pairs.

QUEBEC ELECTRONIC AUCTION MARKET (F.O.B. THE FEEDLOT)

	Price	Change from Last Week
Week Ending Thursday, May 29, 2014	261.00-262.25	+0.56

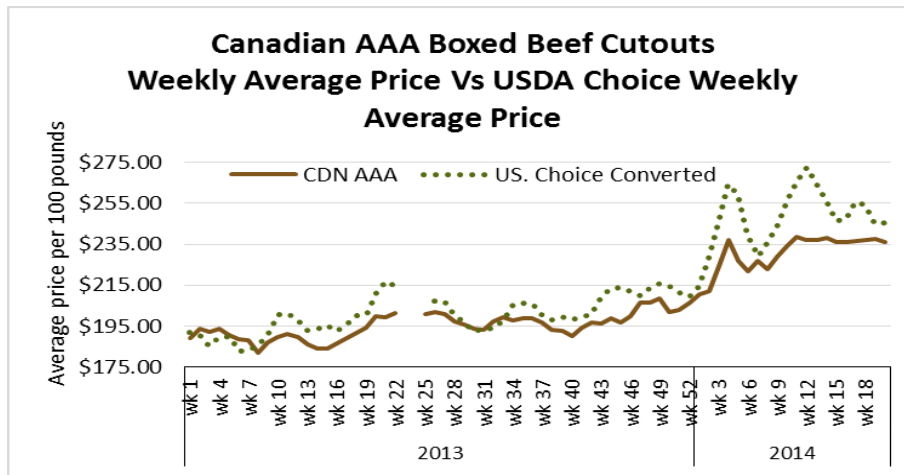
U.S. TRADE (U.S. funds)

Week Ending Thursday, May 29, 2014

Live	142.00-147.50
Rail	226.00-232.00

CANADIAN BOXED BEEF CUT-OUT VALUES

Week Ending	AAA	AA
May 16, 2014	2.3621	2.3165
May 9, 2014	2.3771	2.3336
May 2, 2014	2.3729	2.3233

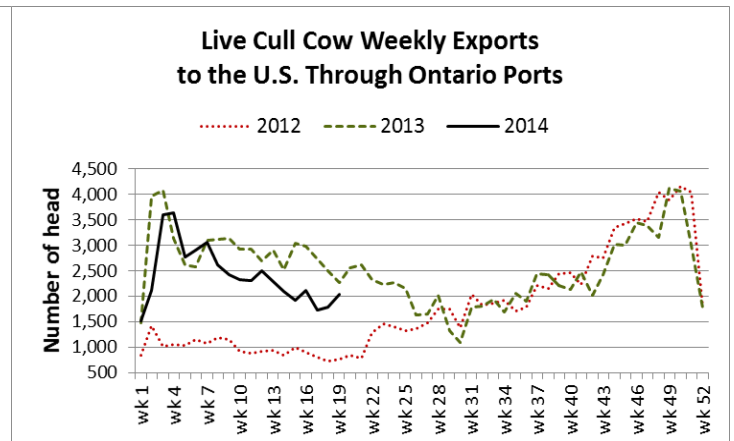
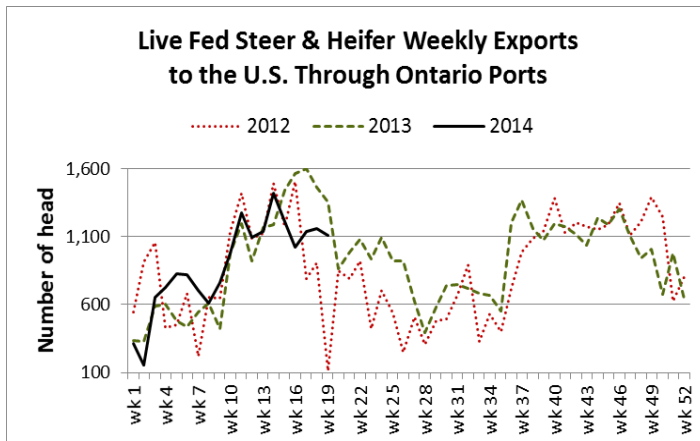


U.S. BOXED BEEF CUT-OUT VALUES (U.S. funds)

	Choice 600-900	Select 600-900
Current Five Day Average:	232.97	222.53

USDA ESTIMATED CATTLE KILL

	Week Ending	Previous Week	Year Ago
	May 31, 2014		
Grand Total	537,000	599,000	595,000



LIVE CATTLE EXPORTS-ONTARIO

	Week ending May 10, 2014	Week ending May 3, 2014	Year to Date
Total live slaughter cattle exported from Ontario to the U.S.	3,426	3,574	72,422
Steers & Heifers	1,112	1,161	17,171
Cows	2,044	1,789	45,664
Bulls	270	624	9,587

AVERAGE CARCASS WEIGHTS – CANADA

	Steers	Heifers
May 24, 2014	824	773
May 25, 2013	854	812

FEDERALLY INSPECTED CANADIAN KILL

	Week Ending May 24, 2014	YTD	% Change (Week Ago)	% Change (Year Ago)
Grand Total	45,107	1,076,186	-15%	+4%
Western Slaughter	34,788	826,406	-18%	+5%
Eastern Slaughter	10,319	249,780	-1%	+2%

BEEF EXPORTS-CANADA

	United States Jan 1 –Mar 31	% change	Mexico Jan 1 –Mar 31	% change
Total	54,219 tonnes	+12%	5,725 tonnes	N/A

LIVE CATTLE-CANADA

IMPORTS Jan 1- Mar 31		EXPORTS Jan 1- May 17, 2014		Export % change from 2013 YTD
Pure bred	698	Slaughter steers & heifers	177,655	-1%
Non-pure bred	8,919	Feeder steers & heifers	202,780	+44%
		Cows & Bulls	140,925	-4%

BEEF PRODUCTION-CANADA

	Jan 1 – May 24, 2014	Last Year Same Time	% Change
Fed	337,908 tonnes	331,352 tonnes	+2%
Non-fed	54,655 tonnes	57,561 tonnes	-5%

BEEF IMPORTS-CANADA

	Jan 1 – May 24, 2014	Last Year Same Time	% Change
United States	70,249 tonnes	67,490 tonnes	+4%
Non-NAFTA	25,023 tonnes	20,539 tonnes	+22%
Total	96,439 tonnes	89,232 tonnes	+8%

CHICAGO MERCANTILE EXCHANGE

Closing quotes on futures today were as follows:

Live Cattle		Feeder Cattle		Corn		Soybeans		Canadian \$	
\$ /cwt US		\$ /cwt US		\$ /bu US		¢ /bu			
Jun	137.80 -0.22	Aug	197.05 +0.00	Jul	4.656 -3.6	Jul	14.932 -5.6	Spot	92.22 -0.05
Aug	138.60 -0.57	Sep	198.12 +0.05	Sep	4.580 -5.2	Aug	14.244 -8.2	Jun	92.19 -0.02
Oct	142.60 -0.35	Oct	198.42 +0.02	Dec	4.574 -5.4	Sep	12.856 -10.6	Sep	91.99 -0.02
Dec	145.72 -0.32	Nov	197.57 +0.12	Mar	4.664 -6.0	Nov	12.336 -10.4	Dec	91.79 -0.02
Feb	147.70 +0.05	Jan	193.12 +0.75	May	4.730 -5.6	Jan	12.394 -10.4	Mar	91.58 -0.02
Apr	148.50 +0.05	Mar	191.60 +0.25	Jul	4.790 -5.6	Mar	12.432 -10.2	Jun	91.39 -0.03

Comments for the week ending May 29, 2014

There were 539 fed steers and heifers sold through auction markets this week down 109 head from last week and 304 less than last year at this time. Fed steers traded from \$134.45-\$162.36 averaging \$152.39 down \$4.14 from last week and \$25.97 higher than last year at this time. Heifers traded from \$141.79-\$158.79 averaging \$152.23 up \$0.37 from last week and \$30.23 stronger than year ago prices. Auction markets reported trade as steady to strong but by the end of the week prices came in \$2.00-\$3.00 higher. A larger volume of second cut cattle this week is reflected in the prices.

Ontario railgrade prices continued to improve again this week with new high weekly average prices. Fed steers started out the trading period from \$257-\$264 dressed and had increased to \$259-\$264 by Wednesday. Heifers followed the same trend starting out at \$256-\$263 up to \$258-\$263 by Wednesday. This week's average prices are \$0.75 higher than last week and \$55.00 stronger than year ago prices.

There were 2,137 cull cows sold through auction markets this week, up 73 from last week and 580 less than last year at this time. Cull cows moved slightly lower this week with sales from \$79.74-\$113.12 averaging \$97.81 down \$0.86 from last week but still \$27.63 stronger than last year at this time. Auction markets reported a good demand with prices steady to fully steady and plainer types slightly lower. One report early week saw prices \$2.00-\$3.00 higher.

Replacement cattle continue to be in strong demand with 5,703 head on offer at auction markets this week, up 897 head from last week and just 78 less than last year at this time. Steers 500-600 lbs and 900-1000 lbs, along with heifers 600-700 lbs and over 900 lbs all reached new average highs this week. Auction markets reported strong demand with prices generally steady with heavier cattle from \$2.00-\$5.00 higher. Actual average prices this week for steers 400-500 lbs were up \$9.01 on average, 500-600 lbs up \$3.92, 600-700 lbs up \$11.75, 700-800 lbs down \$5.89, 800-900 lbs down \$4.33, 900-1000 up \$0.10 and steers over 1000 lbs averaged \$0.30 lower than last week. Heifers 300-400 lbs averaged \$39.08 lower than last week, 400-500 lbs up \$2.82, 500-600 lbs down \$4.29, 600-700 lbs up \$0.77, 700-800 lbs up \$2.69, 800-900 lbs up \$7.45 and heifers over 900 lbs averaged \$1.31 higher than last week's average prices.

The Quebec Electronic Market this week ranged from \$261.00-\$262.25 dressed, averaging \$0.56 higher than the prior week.

Alberta direct trade for the week ending May 22, 2014 saw too few cattle sold to establish a market trend. Local bids were reported as \$2.00-\$8.00 lower but very tight supplies kept selling interest extremely low. Canfax reported prices for this week averaging \$3.50 higher with steers from \$146.22-\$152.00 live and \$253.50-\$253.75 flat rail with heifers selling from \$250.00-\$253.75 flat rail.

The U.S. cash cattle trade for the week ending May 22nd traded lower as the U.S.D.A. Mandatory Price Report lists live steers selling from \$143.00-\$149.00 averaging \$144.69 down from \$146.95 the previous week, with live heifers from \$143.00-\$145.50 averaging \$144.51 down from \$146.87. On the rail steers sold from \$229.00-\$235.00 dressed, averaging \$232.26 down from \$234.06 the previous week. Heifers ranged from \$227.50-\$234.00 dressed averaging \$231.84 down from \$234.06 the previous week. This week light trade on Wednesday saw prices fully steady to \$2.00 lower in the North and \$0.50 lower in the South. The USDA Mandatory Price Report for Wednesday saw live sales overall ranging from \$142.00-\$147.50 with steers averaging \$143.89 down from \$144.69 last week and heifers averaging \$143.82 down from \$144.51 last week. On the rail both steers and heifers traded from \$226.00-\$232.00 dressed with steers averaging \$230.38 down from \$232.26 last week while heifers averaged \$229.32 down from \$231.84 last week. Thursday, light trade developed with prices steady to Wednesday. Today the market was quiet and it appears that business for this week is completed.