



Weekly Market Information Report for the week ending Thursday, December 4, 2014

The following information is collected from various sources and disseminated by Beef Farmers of Ontario.

ONTARIO DIRECT TO PACKER RAILGRADE CATTLE TRADE

Prices are on a carcass weight basis before grade and weight discounts. Weekly Range:

| | |
|------------------------|---------------|
| A Grade Steers | 296.00-298.00 |
| A Grade Heifers | 295.00-297.00 |

ONTARIO LIVE CATTLE TRADE

Ontario auction sales this week saw weighted average price ranges for:

| FED CATTLE | Volume | Price Range | Average | Top | Last week Avg |
|------------------------------------|---------------|--------------------|----------------|------------|----------------------|
| Large Frame Steers +1250 | 187 | 159.74-192.59 | 177.95 | 197.25 | 178.19 |
| Medium Frame Steers +1250 | 83 | 168.06-180.27 | 174.49 | 192.50 | 176.34 |
| Large & Medium Frame Steers +1250 | 270 | 166.98-191.00 | 178.33 | 197.25 | 178.05 |
| Large Frame Heifers +1000 | 107 | 169.64-180.67 | 175.04 | 186.00 | 171.37 |
| Medium Frame Heifers +1000 | 95 | 156.34-171.13 | 166.13 | 186.25 | 166.14 |
| Large & Medium Frame Heifers +1000 | 202 | 165.33-178.06 | 171.45 | 186.25 | 168.29 |
| Cows- All Weights | 3,474 | 82.33-121.05 | 102.62 | 164.00 | 101.46 |
| Bulls- All Weights | 187 | 109.37-139.50 | 124.22 | 165.00 | 125.72 |

STOCKERS-Large and Medium Frame

| STEERS | Volume | Price Range | Average | Top | Last week Avg |
|----------------|---------------|--------------------|----------------|------------|----------------------|
| 1000+ | 509 | 218.01-248.99 | 233.12 | 253.50 | 235.15 |
| 900-999 | 296 | 198.21-250.97 | 236.25 | 263.00 | 240.49 |
| 800-899 | 237 | 212.20-256.40 | 236.58 | 273.50 | 222.12 |
| 700-799 | 481 | 196.39-262.93 | 238.10 | 285.00 | 238.38 |
| 600-699 | 900 | 206.49-286.89 | 255.33 | 309.50 | 259.83 |
| 500-599 | 883 | 226.32-305.31 | 270.20 | 330.00 | 272.80 |
| 400-499 | 611 | 234.35-326.85 | 286.94 | 357.00 | 279.85 |
| -399 | 210 | 209.40-327.36 | 275.99 | 405.00 | 263.72 |

| HEIFERS | Volume | Price Range | Average | Top | Last week Avg |
|----------------|---------------|--------------------|----------------|------------|----------------------|
| +900 | 319 | 178.71-216.92 | 200.82 | 228.25 | 204.30 |
| 800-899 | 200 | 200.87-227.31 | 213.57 | 252.00 | 213.14 |
| 700-799 | 234 | 189.26-235.27 | 213.43 | 279.99 | 211.53 |
| 600-699 | 517 | 179.52-257.72 | 225.01 | 284.00 | 228.82 |
| 500-599 | 742 | 188.31-269.21 | 235.43 | 291.00 | 242.79 |
| 400-499 | 591 | 201.17-279.90 | 249.40 | 355.00 | 259.70 |
| 300-399 | 200 | 202.20-280.58 | 244.82 | 330.00 | 259.87 |
| -299 | 40 | 188.12-266.00 | 234.50 | 315.00 | 238.36 |

At **Kawartha Lakes Co-op Auction Market: November 29, 2014 – 225 cows, 17 bulls, 51 veal**

| | Price Range | Average | Top |
|-----------------------------|--------------------|----------------|------------|
| Cows | 62.50-136.00 | 103.09 | 155.00 |
| Bulls under 1600 lbs | 112.99-136.00 | 121.79 | 136.00 |
| Bulls over 1600 lbs | 80.00-132.00 | 116.10 | 132.00 |
| Veal over 600 lbs | 126.00-169.99 | 158.89 | 169.99 |
| Veal 126-300 lbs | 164.99-339.99 | 220.59 | 379.99 |
| Veal under 125 lbs | 225.00-389.99 | 332.60 | 389.99 |

At **Denfield Livestock Exchange Inc.:** December 2, 2014 – 112 Fed Cattle, 17 Veal, 6 Bulls, 161 Cows, 72 Drop Calves

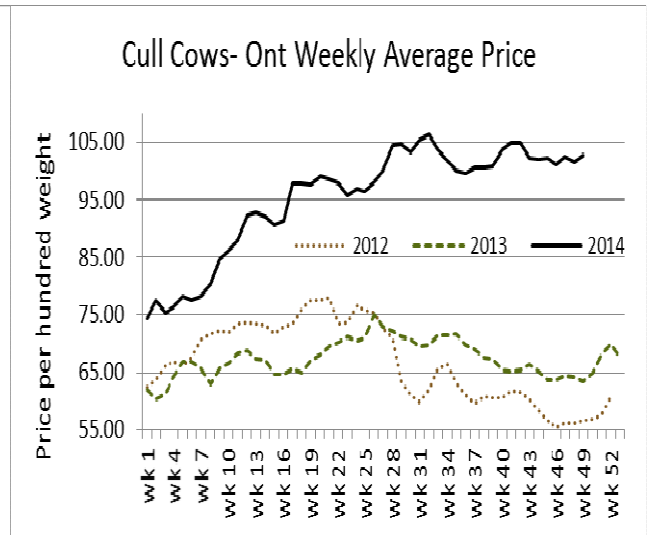
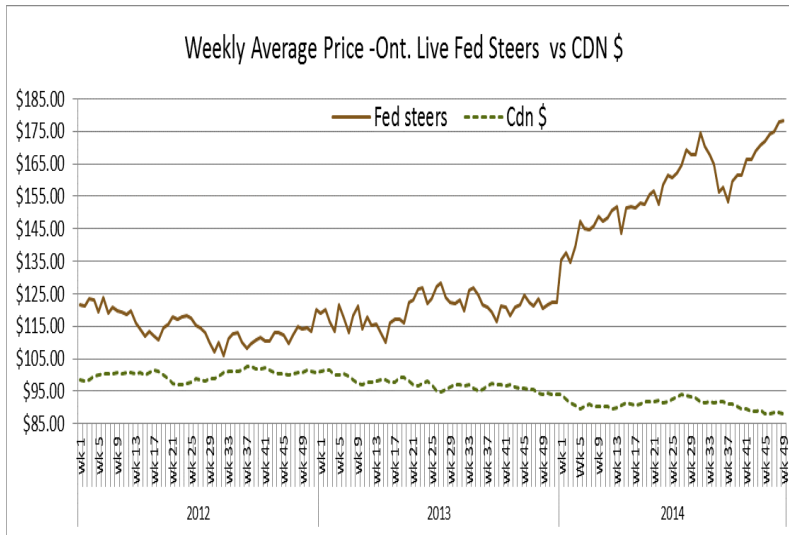
| | Price Range | Top | | Price Range | Top |
|----------------------|---------------|--------|--------------------|-------------------|--------|
| Choice steers | 180.00-185.00 | | Good beef cows | 110.00-125.00 | 128.00 |
| Good steers | 175.00-180.00 | | Good Holstein cows | 105.00-120.00 | 128.00 |
| Choice heifers | 178.00-183.00 | 186.75 | D1 & D2 Cows | 80.00-90.00 | |
| Good heifers | 173.00-177.00 | | D3 & D4 Cows | 60.00-70.00 | |
| Good Holstein veal | 180.00-190.00 | 196.00 | Choice drop calves | \$400.00-\$500.00 | |
| Plain and heavy veal | 180.00-175.00 | | Good drop calves | \$300.00-\$400.00 | |
| Good beef bulls | 100.00-120.00 | | Plain & Newborns | \$200.00-\$300.00 | |

At **Renfrew Pontiac Livestock Ltd.:** December 2, 2014 – 9 Replacement Calves, 128 Cows, 14 Bulls

| | Price Range | Top |
|--------------------|-------------------|----------|
| Replacement Calves | \$200.00-\$320.00 | \$340.00 |
| Cows D1 & D2 | 110.00-122.00 | 127.00 |
| Cows D3 | 94.00-109.00 | |
| Cows D4 | 69.00-93.00 | |
| Bulls | 115.00-135.00 | 141.00 |

At **Aylmer Stockyards Inc.:** December 3, 2014 – 32 Veal, 197 Cows, 6 bulls, 6 Fed cattle

| | Price Range | Avg. | Top |
|-------------------------------------|-------------------|--------|----------|
| Fed heifers, dairy cross 1000 lbs + | 104.00-147.99 | 127.60 | 147.99 |
| Cows | 64.00-131.00 | 107.60 | 131.00 |
| Bulls over 1600 lbs | 117.99-144.99 | 131.20 | 144.99 |
| Veal calves over 600 lbs | 140.99-206.49 | 192.79 | 206.49 |
| Replacement Calves | \$110.00-\$460.00 | | \$540.00 |



ONTARIO STOCKER & FEEDER TRADE

Stocker sale at **Brussels Livestock:** November 28, 2014 – 2,019 stockers

| Steers | Price Range | Average | Top | Heifers | Price Range | Average | Top |
|---------|---------------|---------|--------|---------|---------------|---------|--------|
| 1000+ | 180.00-248.00 | 231.17 | 248.00 | 900+ | 189.50-222.00 | 209.26 | 228.00 |
| 900-999 | 210.00-262.00 | 252.49 | 262.00 | 800-899 | 209.00-232.50 | 224.03 | 232.50 |
| 800-899 | 231.00-265.00 | 248.05 | 265.00 | 700-799 | 217.00-247.50 | 231.67 | 251.00 |
| 700-799 | 194.00-264.00 | 231.20 | 279.00 | 600-699 | 195.00-245.00 | 219.17 | 272.00 |
| 600-699 | 203.00-291.00 | 252.11 | 303.00 | 500-599 | 200.00-270.00 | 240.90 | 290.00 |
| 500-599 | 237.00-310.00 | 270.09 | 310.00 | 400-499 | 205.00-277.00 | 252.10 | 299.00 |
| 400-499 | 250.00-327.00 | 292.94 | 327.00 | 300-399 | 200.00-301.00 | 251.70 | 330.00 |
| 399- | 207.00-335.00 | 275.92 | 345.00 | 299- | 190.00-280.00 | 238.18 | 300.00 |

Stocker sale at **Kawartha Lakes Community Sale Barn Inc: November 29, 2014 – 120** stockers

| Steers | Price Range | Average | Top | Heifers | Price Range | Average | Top |
|----------------|--------------------|----------------|------------|----------------|--------------------|----------------|------------|
| 600-699 | 135.00-239.99 | 208.00 | 239.99 | 700-799 | 125.00-169.99 | 139.99 | 169.99 |
| 500-599 | 130.00-264.99 | 208.30 | 264.99 | 600-699 | 132.49-194.99 | 163.90 | 194.99 |
| 400-499 | 172.50-275.00 | 217.70 | 275.00 | 500-599 | 152.49-225.00 | 192.39 | 225.00 |
| 399- | 185.00-277.00 | 241.69 | 277.00 | 400-499 | 152.49-232.50 | 199.39 | 252.49 |

Stocker sale at: **Community Livestock Exchange, December 2, 2014 – 307** Stockers

| Steers | Price Range | Average | Top | Heifers | Price Range | Average | Top |
|----------------|--------------------|----------------|------------|----------------|--------------------|----------------|------------|
| 900-999 | 120.00-200.00 | 158.20 | 200.00 | 700-799 | 174.00-213.00 | 194.20 | 213.00 |
| 800-899 | 164.00-239.00 | 190.80 | 239.00 | 600-699 | 156.00-224.00 | 201.90 | 224.00 |
| 700-799 | 143.00-235.00 | 197.30 | 235.00 | 500-599 | 147.00-252.99 | 220.70 | 252.99 |
| 600-699 | 169.00-252.00 | 222.20 | 252.00 | 400-499 | 155.00-259.00 | 229.50 | 259.00 |
| 500-599 | 168.00-285.00 | 249.40 | 285.00 | 300-399 | 180.00-255.00 | 217.50 | 255.00 |
| 400-499 | 170.00-300.00 | 252.40 | 300.00 | | | | |
| 399- | 170.00-320.00 | 257.70 | 320.00 | | | | |

Stocker sale at: **Keady Livestock Market, December 2, 2014 – 345** Stockers

| Steers | Price Range | Average | Top | Heifers | Price Range | Average | Top |
|----------------|--------------------|----------------|------------|----------------|--------------------|----------------|------------|
| 700-799 | 257.00-275.00 | 272.27 | 275.00 | 900+ | 113.00-162.50 | 129.50 | 175.00 |
| 600-699 | 247.50-298.00 | 273.76 | 298.00 | 800-899 | 125.00-175.00 | 139.12 | 206.00 |
| 500-599 | 250.00-330.00 | 293.70 | 330.00 | 700-799 | 205.00-235.00 | 223.96 | 235.00 |
| 400-499 | 295.00-351.00 | 330.80 | 351.00 | 600-699 | 227.50-284.00 | 253.27 | 284.00 |
| 399- | 265.00-332.00 | 304.50 | 332.00 | 500-599 | 230.00-287.00 | 264.11 | 287.00 |
| | | | | 400-499 | 230.00-312.50 | 281.24 | 355.00 |
| | | | | 300-399 | 215.00-327.50 | 280.50 | 327.50 |

Stocker sale at: **Renfrew Pontiac Livestock Ltd., December 2, 2014 – 380** Stockers

| Steers | Price Range | Heifers | Price Range |
|----------------|--------------------|----------------|--------------------|
| 900-999 | 185.00-208.00 | 800-899 | 185.00-210.00 |
| 800-899 | 208.00-228.00 | 700-799 | 190.00-216.00 |
| 700-799 | 228.00-249.00 | 600-699 | 210.00-246.00 |
| 600-699 | 248.00-287.00 | 500-599 | 245.00-260.00 |
| 500-599 | 286.00-308.00 | 400-499 | 260.00-272.00 |
| 400-499 | 298.00-325.00 | 300-399 | 273.00-290.00 |
| 399- | 310.00-325.00 | | |

Stocker sale at **Ontario Livestock Exchange: November 26, 2014 – 547** Stockers

| Steers | Price Range | Average | Top | Heifers | Price Range | Average | Top |
|----------------|--------------------|----------------|------------|----------------|--------------------|----------------|------------|
| 1000+ | 226.00-253.50 | 236.44 | 253.50 | 700-799 | 187.50-220.00 | 212.19 | 220.00 |
| 900-999 | 234.00-263.00 | 250.44 | 263.00 | 600-699 | 197.50-222.50 | 208.38 | 222.50 |
| 800-899 | 273.50- 24 hd | | | 500-599 | 230.00-240.00 | 238.58 | 240.00 |
| 600-699 | 255.00-270.00 | 260.83 | 270.00 | | | | |

Stocker sale at: **Ontario Livestock Exchange, December 4, 2014 – 161** stockers

| Steers | Price Range | Average | Top | Heifers | Price Range | Average | Top |
|----------------|--------------------|----------------|------------|----------------|--------------------|----------------|------------|
| 800-899 | 150.00-265.00 | 208.77 | 265.00 | 500-599 | 190.00-238.00 | 222.85 | 238.00 |
| 600-699 | 215.00-261.00 | 241.14 | 261.00 | 400-499 | 192.50-242.50 | 214.64 | 242.50 |
| 500-599 | 242.50-298.00 | 272.09 | 298.00 | 300-399 | 200.00-234.00 | 222.10 | 234.00 |
| 400-499 | 202.50-307.50 | 261.17 | 310.00 | | | | |
| 399- | | | | | | | |

Stocker sale at: **Ontario Stockyards Inc., December 4, 2014 – 1,408** stockers

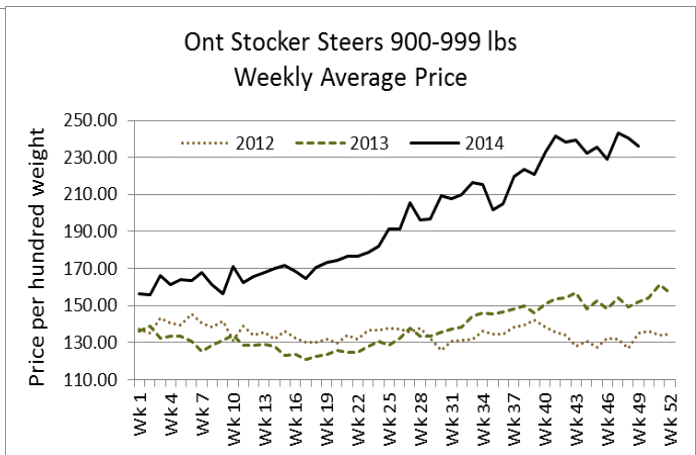
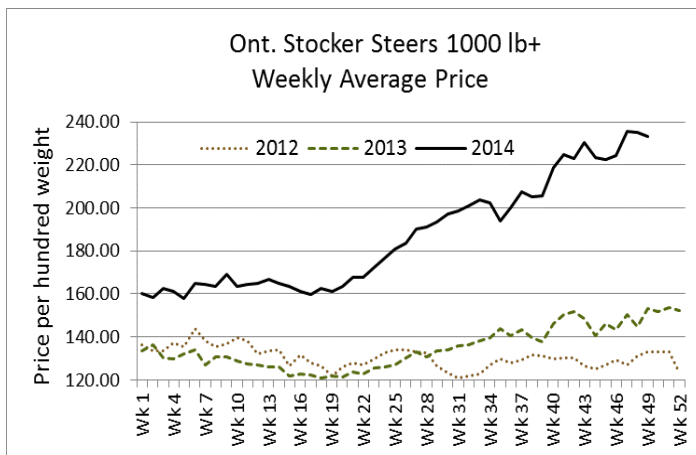
| Steers | Price Range | Average | Top | Heifers | Price Range | Average | Top |
|----------------|--------------------|----------------|------------|----------------|--------------------|----------------|------------|
| 1000+ | 223.00-246.00 | 237.20 | 246.00 | 900+ | 167.50-228.25 | 201.88 | 228.25 |
| 900-999 | 128.00-246.50 | 211.34 | 250.00 | 800-899 | 235.00-252.00 | 238.12 | 252.00 |
| 800-899 | 222.00-264.00 | 246.23 | 264.00 | 700-799 | 187.50-247.00 | 220.42 | 260.00 |
| 700-799 | 200.00-263.00 | 237.62 | 285.00 | 600-699 | 182.00-279.00 | 234.14 | 279.00 |
| 600-699 | 250.00-306.50 | 281.29 | 309.50 | 500-599 | 207.50-282.00 | 244.02 | 291.00 |
| 500-599 | 263.00-216.00 | 289.73 | 321.00 | 400-499 | 225.00-287.50 | 258.47 | 325.00 |
| 400-499 | 265.00-335.00 | 309.36 | 345.00 | 300-399 | 210.00-274.00 | 245.52 | 280.00 |
| 300- | 235.00-359.00 | 295.71 | 359.00 | 299- | 170.00-265.00 | 221.80 | 272.50 |

Stocker sale at: **Ottawa Livestock Exchange, December 4, 2014 – 319** stockers

| Steers | Price Range | Average | Top | Heifers | Price Range | Average | Top |
|----------------|--------------------|----------------|------------|----------------|--------------------|----------------|------------|
| 800-899 | 172.00-252.00 | 212.00 | 252.00 | 700-799 | 120.00-217.00 | 180.22 | 217.00 |
| 700-799 | 247.00-262.00 | 254.77 | 262.00 | 600-699 | 182.00-240.00 | 220.90 | 240.00 |
| 600-699 | 217.00-275.00 | 239.53 | 277.00 | 500-599 | 170.00-252.00 | 209.28 | 270.00 |
| 500-599 | 175.00-260.00 | 228.20 | 307.00 | 400-499 | 195.00-285.00 | 224.55 | 287.00 |
| 400-499 | 220.00-292.00 | 255.52 | 305.00 | 300-399 | 150.00-235.00 | 195.33 | 287.00 |
| 300- | 177.00-277.00 | 240.24 | 405.00 | | | | |

Stocker sale at: **Brussels Livestock, December 4, 2014 – 188** stockers

| Steers | Price Range | Average | Top | Heifers | Price Range | Average | Top |
|----------------|--------------------|----------------|------------|----------------|--------------------|----------------|------------|
| 400-499 | 272.00-309.00 | 291.11 | 309.00 | 400-499 | 210.00-276.00 | 257.34 | 276.00 |
| 399- | 250.00-325.00 | 289.22 | 325.00 | 300-399 | 232.00-291.00 | 261.79 | 291.00 |



ONTARIO STOCKER & FEEDER TRADE SPECIAL FALL STOCKER SALES

Community Livestock Exchange: **November 28, 2014 – 648** head of cattle on offer. Quinte Cattlemen’s Association Sale

| Steers | Price Range | Average | Top | Heifers | Price Range | Average | Top |
|----------------|--------------------|----------------|------------|----------------|--------------------|----------------|------------|
| 1000+ | 236.00 – 10 hd | | | 900+ | 216.00-221.00 | 219.30 | 221.00 |
| 900-999 | 161.00-240.00 | 229.10 | 240.00 | 800-899 | 200.00-230.00 | 216.69 | 230.00 |
| 800-899 | 190.00-257.50 | 248.00 | 257.50 | 700-799 | 169.00-252.00 | 209.50 | 252.00 |
| 700-799 | 175.00-277.00 | 252.99 | 277.00 | 600-699 | 160.00-277.99 | 231.90 | 277.99 |
| 600-699 | 173.00-306.00 | 258.30 | 306.00 | 500-599 | 150.00-275.00 | 232.00 | 275.00 |
| 500-599 | 159.00-310.00 | 258.30 | 310.00 | 400-499 | 150.00-275.00 | 224.70 | 275.00 |
| 400-499 | 206.00-357.00 | 286.00 | 357.00 | 300-399 | 180.00-271.00 | 237.80 | 271.00 |
| 399- | 214.00-300.00 | 271.00 | 300.00 | | | | |

A good sale with an offering of 660 made up of 409 steers and 251 heifers. Extra demand was shown for the heavier cattle while demand for heifers was somewhat softer than for steers of comparable weight and quality. The average \$/animal was \$1551.66. There were 46 consignors and 25 purchasing buyers.

Stocker sale at **Manitoulin Livestock Exchange, November 29, 2014: 137 Stockers**

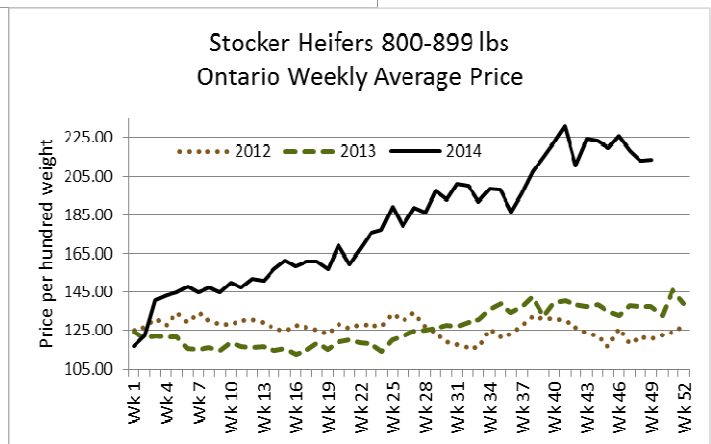
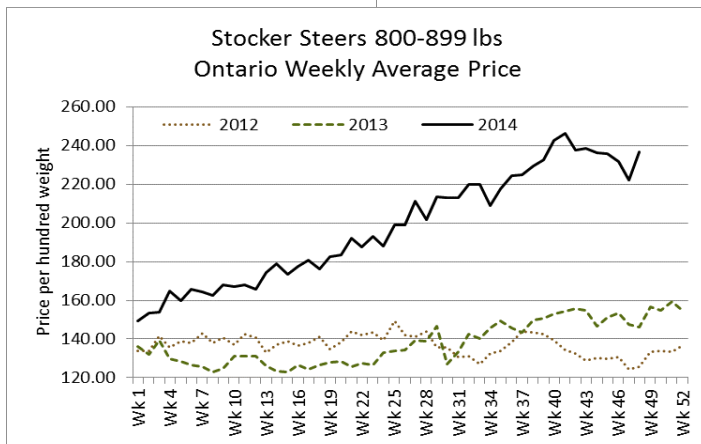
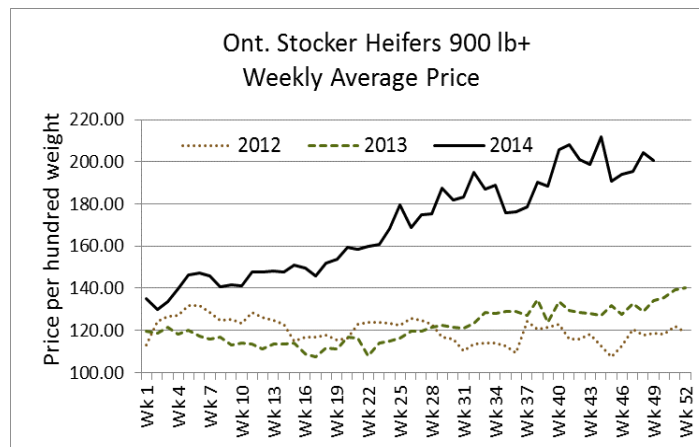
| Steers | Price Range | Heifers | Price Range |
|---------------|--------------------|----------------|--------------------|
| 600-699 | \$1630-\$1680 | 700-799 | \$1720 |
| 500-599 | \$1385-\$1495 | 500-599 | \$1305-\$1410 |
| 400-499 | \$1210-\$1300 | 400-499 | \$1110-\$1300 |

All prices are reported for this sale in total dollars per head. Mostly calves with Limousin background on offer with 60-70% vaccinated.

Stocker sale at **Kawartha Lakes Community Sale Barn Inc, December 3, 2014 - 456 Stockers**

| Steers | Price Range | Average | Top | Heifers | Price Range | Average | Top |
|---------------|--------------------|----------------|------------|----------------|--------------------|----------------|------------|
| 900-999 | 191.99-225.00 | 207.90 | 225.00 | 900+ | 150.00-187.50 | 171.99 | 187.50 |
| 800-899 | 185.00-227.00 | 210.19 | 227.00 | 800-899 | 135.00-279.99 | 216.80 | 279.99 |
| 700-799 | 197.50-262.99 | 227.40 | 262.99 | 700-799 | 182.49-270.00 | 233.80 | 270.00 |
| 600-699 | 194.99-275.00 | 252.99 | 275.00 | 600-699 | 225.00-275.00 | 252.30 | 275.00 |
| 500-599 | 217.49-322.00 | 278.10 | 322.00 | 500-599 | 187.50-285.99 | 259.20 | 285.99 |
| 400-499 | 180.00-354.00 | 264.69 | 354.00 | 400-499 | 162.50-270.00 | 229.00 | 270.00 |
| 399- | 172.50-331.00 | 279.19 | 331.00 | | | | |

Both vaccinated and non-vaccinated stocker cattle sold high and strong.



ONTARIO BRED COW SALES

Keady Livestock Market, November 28, 2014- 250 Bred cows & heifers, 40 Cow calf pairs

| | Exotic and Exotic X | British and British X |
|-----------------------------------|----------------------------|------------------------------|
| Top quality bred cows | \$2200-\$2600 | N/T |
| Avg quality bred cows | \$1800-\$2200 | N/T |
| Top quality cow/calf pairs | \$2800-\$3300 | N/T |
| Bred Heifers | \$2700-\$3000 | N/T |
| Breeder Bulls | \$3500-\$4700 | |

All classes traded actively!

Ontario Stockyards Inc, December 4, 2014- 65 Bred cows

| | | |
|-----------------------------------|----------------------------|------------------------------|
| | Exotic and Exotic X | British and British X |
| Avg quality bred cows | \$1800-\$2200 | \$1800-\$2100 |
| All cows sold on a strong demand. | | |

ALBERTA DIRECT TRADE

Week Ending Thursday, Dec 4, 2014

| | | | | |
|----------------|------|---------------|-----------|--------|
| Steers | Live | 180.00-183.75 | Flat rail | 299.75 |
| Heifers | Live | N/T | Flat rail | N/T |

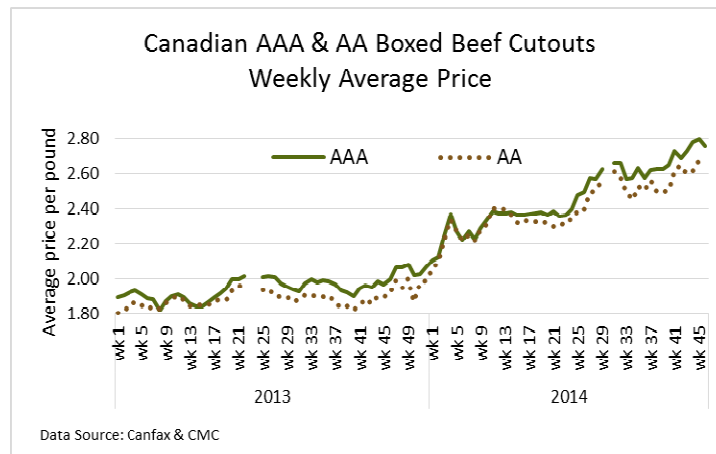
QUEBEC ELECTRONIC AUCTION MARKET (F.O.B. THE FEEDLOT)

| | | |
|-----------------------------------|--------------|------------------------------|
| | Price | Change from Last Week |
| Week Ending Thursday, Dec 4, 2014 | 295.00 | +1.61 |

U.S. TRADE (U.S. funds)

Week Ending Thursday, Dec 4, 2014
Choice and Select Steers and Heifers:

| | |
|------|---------------|
| Live | 166.00 |
| Rail | 263.00-265.00 |



CANADIAN BOXED BEEF CUT-OUT VALUES

| Week Ending | AAA | AA |
|--------------------|------------|-----------|
| November 14, 2014 | 2.7752 | 2.7010 |
| November 7, 2014 | 2.7937 | 2.6736 |
| October 31, 2014 | 2.7797 | 2.6178 |
| October 24, 2014 | 2.7271 | 2.5989 |
| October 17, 2014 | 2.6876 | 2.6425 |

U.S. BOXED BEEF CUT-OUT VALUES (U.S. funds)

| | Choice 600-900 | Select 600-900 |
|----------------------------------|---------------------------|---------------------------|
| Current Five Day Average: | 256.42 | 243.38 |

LIVE CATTLE EXPORTS-ONTARIO

| | Week ending Nov 15, 2014 | Week ending Nov 8, 2014 | Year to Date |
|-------------------------------------------------------------------------|---------------------------------|--------------------------------|---------------------|
| Total live slaughter cattle exported from Ontario to the U.S. | 5,142 | 4,241 | 158,892 |
| Steers & Heifers | 1,300 | 1,149 | 37,055 |
| Cows | 3,386 | 2,729 | 99,654 |
| Bulls | 456 | 363 | 22,183 |

AVERAGE CARCASS WEIGHTS – CANADA

| | Steers | Heifers |
|--------------|---------------|----------------|
| Nov 29, 2014 | 901 | 810 |
| Nov 30, 2013 | 867 | 799 |

FEDERALLY INSPECTED CANADIAN KILL

| | Week Ending Nov 29, 2014 | # of hd Change (Week Ago) | YTD | % Change (Year Ago) |
|--------------------------|-------------------------------------|--------------------------------------|-------------------|--------------------------------|
| Grand Total | 55,405 | +2,200 | 2,491,9387 | +4% |
| Western Slaughter | 42,999 | +3,216 | 1,918,744 | +5% |
| Eastern Slaughter | 12,406 | -1,016 | 573,193 | +0% |

USDA ESTIMATED CATTLE KILL

| | Week Ending December 6, 2014 | Previous Week | Year Ago |
|--------------------|-----------------------------------------|----------------------|-----------------|
| Grand Total | 562,000 | 496,000 | 629,000 |

BEEF EXPORTS-CANADA

| | United States Jan 1 – Sept 30 | Change from last year YTD | Mexico Jan 1 – Sept 30 | Change from last year YTD |
|--------------|------------------------------------------|----------------------------------|-----------------------------------|----------------------------------|
| Total | 163,885 tonnes | +12% or up 17,799 tonnes | 17,034 tonnes | +43% or up 5,146 tonnes |

LIVE CATTLE-CANADA

| | IMPORTS Jan 1- Sept 30 | | EXPORTS Jan 1- Nov 22, 2014 | Export % change from 2013 YTD |
|---------------|-----------------------------------|----------------------------|----------------------------------------|------------------------------------------|
| Pure bred | 2,196 | Slaughter steers & heifers | 361,610 | +13% |
| Non-pure bred | 30,447 | Feeder steers & heifers | 407,000 | +48% |
| | | Cows & Bulls | 312,824 | -6% |

BEEF PRODUCTION-CANADA

| | Jan 1 – Nov 29, 2014 | Last Year Same Time | % Change | Change in tonnes YTD |
|---------|-----------------------------|----------------------------|-----------------|-----------------------------|
| Fed | 802,564 tonnes | 771,733 tonnes | +4% | +30,831 tonnes |
| Non-fed | 118,668 tonnes | 127,905 tonnes | -7% | -9,237 tonnes |

BEEF IMPORTS-CANADA

| | Jan 1 – Nov 29, 2014 | Last Year Same Time | % Change | Change in tonnes YTD |
|---------------|-----------------------------|----------------------------|-----------------|-----------------------------|
| United States | 124,096 tonnes | 160,407 tonnes | -23% | -36,311 tonnes |
| Non-NAFTA | 51,892 tonnes | 38,992 tonnes | +33% | +12,900 tonnes |
| Total | 182,464 tonnes | 205,130 tonnes | -11% | -22,666 tonnes |

CHICAGO MERCANTILE EXCHANGE

Closing quotes on futures today were as follows:

| | Live Cattle | Feeder Cattle | Corn | Soybeans | Canadian \$ |
|------------|--------------------|-------------------------|-----------------------|-------------------------|-------------------------|
| | \$/cwt US | \$/cwt US | \$/bu US | ¢/bu | \$/bu US |
| Dec | 164.45 -2.00 | Jan 234.87 -1.07 | Dec 3.814 +5.4 | Jan 10.360 +25.4 | Spot 87.46 -0.37 |
| Feb | 164.87 -2.10 | Mar 231.22 -0.82 | Mar 3.950 +5.2 | Mar 10.420 +24.6 | Dec 87.44 -0.36 |
| Apr | 164.30 -2.15 | Apr 230.92 -1.62 | May 4.034 +5.2 | May 10.482 +24.4 | Mar 87.25 -0.36 |
| Jun | 158.52 -1.37 | May 231.35 -1.25 | Jul 4.100 +5.2 | Jul 10.534 +24.6 | Jun 87.06 -0.36 |
| Aug | 156.22 -1.10 | Aug 231.82 -1.30 | Sep 4.140 +5.0 | Aug 10.522 +24.2 | Sep 86.89 -0.34 |
| Oct | 157.45 -1.05 | Sep 231.62 -1.27 | Dec 4.226 +5.0 | Sep 10.310 +24.0 | Dec 86.75 -0.32 |

Beef Farmers of Ontario, 130 Malcolm Road, Guelph, ON N1K 1B1 Phone: (519) 824-0334 Fax: (519) 824-1930 or email: markets@ontariobeef.com

UPCOMING SPECIAL FALL STOCKER/BRED COW SALES!

| | | | |
|------------------|-----------------|-------------------------------------------|---------------------------------------------------------|
| <i>Dec 17</i> | <i>11:00 am</i> | <i>Kawartha Lakes Community Sale Barn</i> | <i>Stocker Sale</i> |
| <i>Jan 21/15</i> | <i>11:00 am</i> | <i>Kawartha Lakes Community Sale Barn</i> | <i>Peterborough/Victoria Cattlemen's Stocker Sale</i> |
| <i>Jan 23/15</i> | <i>11:00 am</i> | <i>Community Livestock Exchange</i> | <i>Quinte Cattlemen's Assoc. - Special Stocker Sale</i> |

Comments for the week ending December 4, 2014

Lighter receipts of fed cattle traded strong with 472 head sold through auction markets down 248 head from last week and 153 less than the same time last year. Fed steers sold from \$166.98-\$191.00 with a weekly weighted average price of \$178.33 up \$0.28 from last week and \$50.44 stronger than year ago prices. Fed heifers ranged from \$165.33-\$178.06 averaging \$171.45 up \$3.16 from last week and \$45.58 higher than year ago prices. Both steers and heifers set new weekly average prices. Auction markets reported strong active trading with prices from \$1.00-\$3.00 higher than last week.

Ontario rail grade prices took a jump the previous Friday and have held steady for the entire reporting period. Steers traded from \$296.00-\$298.00 dressed with heifers from \$295.00-\$297.00 dressed. This week's average prices are \$4.75 stronger than last week and also setting a new weekly average price. Last year at this time the average price for steers was \$212.50 dressed which is \$84.50 lower than this week's average price.

Canadian boxed beef prices (supplied by CMC and Canfax) for the week ending November 14, 2014 for AAA cuts averaged \$2.77 per lb, down from \$2.79 the previous week, and compared to \$2.87 /lb for USDA choice, converted to CDN dollars. AA Canadian cuts for the week ending November 14, 2014 averaged \$2.70 up from \$2.67 the previous week and compared to \$2.71 for USDA Select cuts converted to CDN dollars. The AAA CDN cuts topped the market to date the week of November 7th at an average price of \$2.79 per lb, but have traded in the \$2.70 plus range since October 24th. AA CDN cuts topped the market the week of November 14th and have been on a slight upward trend since October 24th. Prices from November 14th onward have not been released.

There were 3,474 cull cows sold through auction markets this week down 82 head from last week and 999 less than last year at this time. Cull cows traded from \$82.33-\$121.05 with a weekly weighted average price of \$102.62 up \$1.16 from last week and \$39.07 stronger than last year at this time. Auction markets reported demand as strong and prices steady to firm. One report saw plainer types selling on an easier market.

Auction markets sold 6,970 head of replacement cattle this week, down 1,158 head from last week and 398 less than last year at this time. Demand was reported as strong with all noting steady to strong prices on good quality cattle, although some reports of medium quality cattle on offer are noted. Actual average prices this week for steers 400-500 lbs were up \$7.09 from last week, 500-600 lbs down \$2.60, 600-700 lbs down \$4.50, 700-800 lbs down \$0.28, 800-900 lbs were up \$14.46, 900-1000 lbs down \$4.24 and steers over 1000 lbs averaged \$2.03 lower than last week's average prices. Heifers 300-400 lbs averaged \$15.05 lower, 400-500 lbs down \$10.30, 500-600 lbs down \$7.36, 600-700 lbs down \$3.81, 700-800 lbs up \$1.90, 800-900 lbs up \$0.43 and heifers over 900 lbs averaged \$3.48 lower than last week.

The Quebec Electronic Market this week was reported at \$295.00 dressed, up \$1.61 from last week on average.

Alberta direct trade was light on Wednesday with live sales steady to last week. Thursday, light trade was steady to \$2.00 higher than Wednesday. Canfax reported prices this week for steers from \$180.00-\$183.75 live and \$299.75 dressed.

The U.S. cash cattle trade the week ending Nov 27th was light with live prices steady from \$168.00-\$173.00 averaging \$171.96 for steers up from \$171.15 the previous week, and \$172.22 for heifers up from \$171.83. Dressed deals ranged from \$264.00-\$270.00, around \$1.00 lower than last week with steers averaging \$266.41 dressed down from \$267.56 the previous week and heifers at \$266.94 down from \$267.43. This week light to moderate trade in parts of the north was around \$2.00-\$3.00 lower from \$263.00-\$265.00 dressed and \$166.00 live. Today, light to moderate trade in the north was steady to Thursday's lower market at \$264.00 dressed, while business in the south was around \$3.00-\$4.00 below last week's weighted average price at \$168.00 live. Cattle left to sell are priced at \$168.00-\$170.00 live and \$266.00-\$268.00 dressed.