



Weekly Market Information Report for the week ending Thursday, August 6, 2015

The following information is collected from various sources and disseminated by Beef Farmers of Ontario.

ONTARIO DIRECT TO PACKER RAILGRADE CATTLE TRADE

Prices are on a carcass weight basis before grade and weight discounts. Weekly Range:

A Grade Steers	318.00-330.00
A Grade Heifers	317.00-329.00

ONTARIO LIVE CATTLE TRADE

Ontario auction sales this week saw weighted average price ranges for:

FED CATTLE	Volume	Price Range	Average	Top	Last Week Avg
Large Frame Steers +1250	120	177.67-198.78	190.44	210.00	189.71
Medium Frame Steers +1250	74	174.46-195.80	187.61	201.00	189.71
Large & Medium Frame Steers +1250	194	174.69-197.87	189.09	210.00	190.26
Large Frame Heifers +1000	118	181.75-197.01	189.74	210.00	186.15
Medium Frame Heifers +1000	120	179.50-194.47	189.79	200.00	187.10
Large & Medium Frame Heifers +1000	238	180.80-196.97	190.08	210.00	187.00
Cows - All Weights	2,174	98.52-131.41	115.36	180.00	116.00
Bulls - All Weights	101	141.88-173.54	157.29	290.00	157.89

STOCKERS - Large and Medium Frame

STEERS	Volume	Price Range	Average	Top	Last Week Avg
1000+	636	223.49-241.47	231.14	244.00	231.01
900-999	192	234.54-246.24	240.77	255.50	241.17
800-899	117	241.25-259.63	253.74	288.00	262.35
700-799	126	237.48-286.98	266.06	325.00	245.45
600-699	148	246.95-334.45	301.03	360.00	285.31
500-599	117	251.14-348.12	307.27	400.00	297.87
400-499	52	291.19-359.18	326.89	410.00	335.34
-399	42	262.89-378.67	326.20	459.99	326.47

HEIFERS	Volume	Price Range	Average	Top	Last Week Avg
+900	229	202.02-231.21	216.04	247.50	214.96
800-899	54	225.88-241.94	236.77	267.49	233.08
700-799	79	221.64-261.03	242.77	289.00	242.75
600-699	114	258.71-309.72	289.09	332.00	271.46
500-599	108	235.69-316.35	290.43	337.50	290.41
400-499	38	277.84-315.43	298.92	352.00	292.84
300-399	25	228.70-313.10	282.94	410.00	285.73
-299	11	257.73-365.91	319.47	400.00	325.00

At **Kawartha Lakes Co-op Auction Market: August 1, 2015** – 6 fed cattle, 65 cows, 2 bulls, 95 veal and 19 stockers

	Price Range	Average	Top
Cows	93.00-161.00	121.70	161.00
Bulls over 1600 lbs	150.00-171.99	161.89	171.99
Veal over 600 lbs	123.99-155.00	145.30	155.00
Veal under 125 lbs	260.00-450.00	343.50	600.00

At **Denfield Livestock Exchange Inc., August 4, 2015: 71 Fed Cattle, 43 Veal, 4 Bulls, 52 Cows, and 180 Drop Calves**

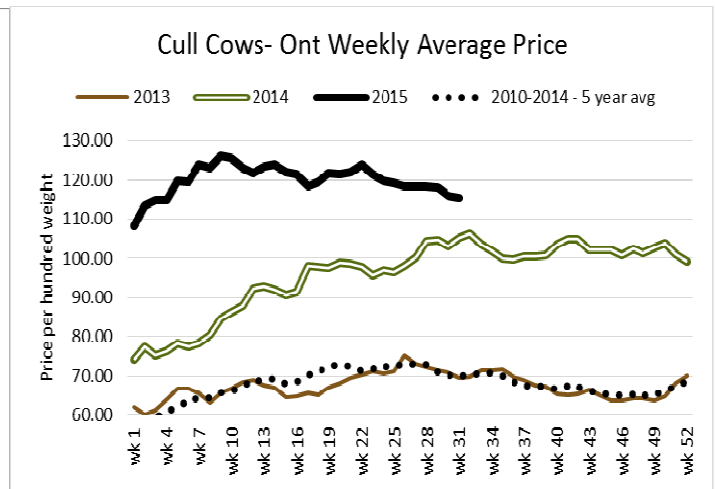
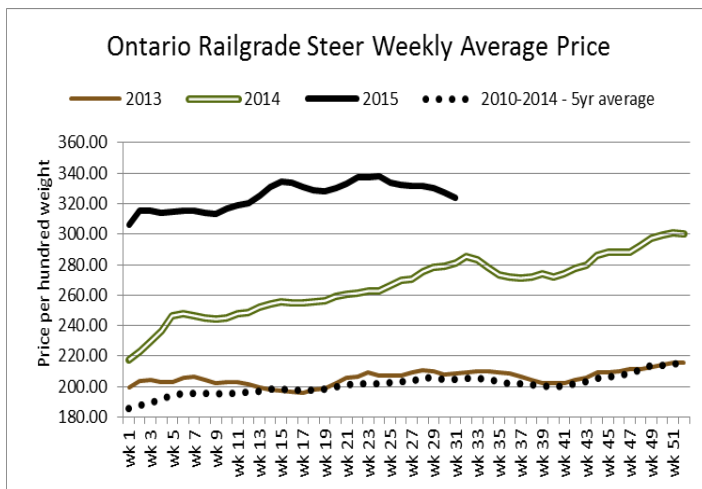
	Price Range	Top		Price Range	Top
Choice steers	190.00-195.00	206.25	Good beef cows	125.00-144.00	
Good steers	185.00-190.00		Good Holstein cows	120.00-130.00	
Choice heifers	190.00-195.00	198.25	D1 & D2 Cows	100.00-115.00	
Good heifers	185.00-190.00		D3 & D4 Cows	85.00-100.00	
Good Holstein veal	150.00-160.00	165.00	Choice drop calves	\$300.00-\$400.00	
Plain & heavy veal	140.00-150.00		Good drop calves	\$200.00-\$300.00	
Good beef bulls	150.00-165.00		Plain & Newborns	\$50.00-\$150.00	
Good Holstein bulls	130.00-140.00				

At **Renfrew Pontiac Livestock Ltd.: August 4, 2015 – 18 Replacement Calves, 66 Cows, and 9 Bulls**

	Price Range	Top
Replacement Calves	\$180.00-\$330.00	\$470.00
Cows D1 & D2	132.00-147.00	151.00
Cows D3	116.00-132.00	
Cows D4	108.00-115.00	
Bulls	140.00-165.00	182.00

At **Aylmer Stockyards Inc.: August 5, 2015 – 68 Veal, 168 Cows, 10 Fed Cattle, 2 bulls, 112 Replacement calves, 9 stockers**

	Price Range	Avg.	Top
Cows	70.49-144.99	117.50	144.99
Veal calves over 600 lbs	132.00-193.99	152.40	243.99
Replacement Calves	\$375.00-\$450.00		\$890.00



ONTARIO STOCKER & FEEDER TRADE

Stocker sale at **Brussels Livestock: July 31, 2015 – 612 stockers**

Steers	Price Range	Average	Top	Heifers	Price Range	Average	Top
1000+	212.00-233.00	223.73	237.50	+900 lbs	213.00-235.25	222.76	235.25
900-999	234.00-247.50	240.56	252.50	800-899	216.00-234.25	226.49	237.00
800-899	258.00-270.00	266.29	275.00	700-799	220.00-271.50	239.56	271.50
700-799	288.00-294.50	292.28	294.50	600-699	267.00-332.00	306.94	332.00
600-699	300.00-339.00	327.55	339.00	500-599	250.00-317.00	284.69	330.00
500-599	295.00-360.00	322.23	400.00	400-499	315.00-345.00	326.27	345.00
400-499	340.00-380.00	367.33	410.00	300-399	230.00-390.00	343.33	390.00
399-	415.00-450.00	431.25	450.00				

Stocker sale at: **Community Livestock Exchange, August 4, 2015 - 111** Stockers

<i>Steers</i>	<i>Price Range</i>	<i>Average</i>	<i>Top</i>	<i>Heifers</i>	<i>Price Range</i>	<i>Average</i>	<i>Top</i>
800-899	112.50-140.00	126.00	225.00	900+	127.00-152.00	139.10	152.00
700-799	250.00-293.00	275.70	293.00	800-899	242.50 (1 hd.)		
600-699	242.50-352.50	320.90	352.50	700-799	232.50-277.50	251.30	277.50
500-599	227.50-380.00	334.30	380.00	600-699	232.50-297.00	276.79	297.00
400-499	215.00-397.50	313.40	397.50	500-599	185.00-329.00	298.00	329.00
399-	367.50-410.00	387.30	410.00	400-499	212.50-322.50	292.70	322.50

Stocker sale at: **Keady Livestock Market, August 4, 2015 – 240** Stockers

<i>Steers</i>	<i>Price Range</i>	<i>Average</i>	<i>Top</i>	<i>Heifers</i>	<i>Price Range</i>	<i>Average</i>	<i>Top</i>
1000+	231.00-239.25	235.54	239.25	800-899	234.00 (2 hd.)		
700-799	261.00-269.00	264.33	302.00	700-799	249.00-254.50	252.06	254.50
600-699	317.00-335.50	328.25	335.50	600-699	251.00-302.50	281.19	302.50
				500-599	237.50-319.00	266.63	319.00

Stocker sale at: **Renfrew Pontiac Livestock Ltd., August 4, 2015 – 156** Stockers

<i>Steers</i>	<i>Price Range</i>	<i>Heifers</i>	<i>Price Range</i>
900-999	240.00-265.00	800-899	220.00-245.00
800-899	263.00-285.00	700-799	245.00-267.00
700-799	285.00-320.00	600-699	268.00-310.00
600-699	320.00-365.00	500-599	290.00-335.00
500-599	366.00-376.00	400-499	315.00-340.00
400-499	377.00-405.00	300-399	325.00-340.00
399-	380.00-435.00	299-	340.00-365.00

Stocker sale at **Ontario Livestock Exchange: August 5, 2015 – 496** Stockers

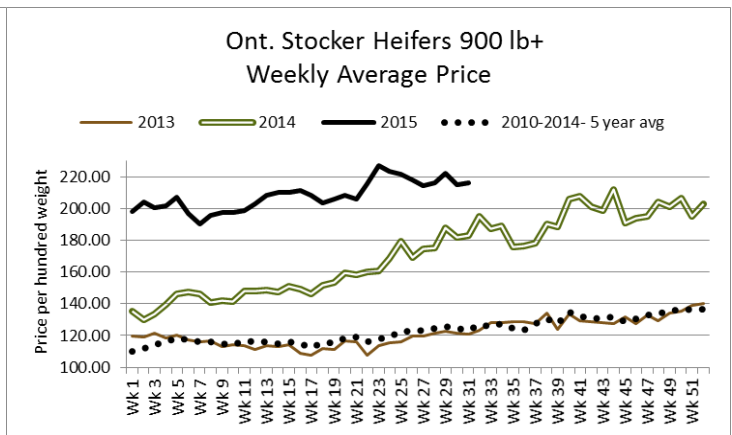
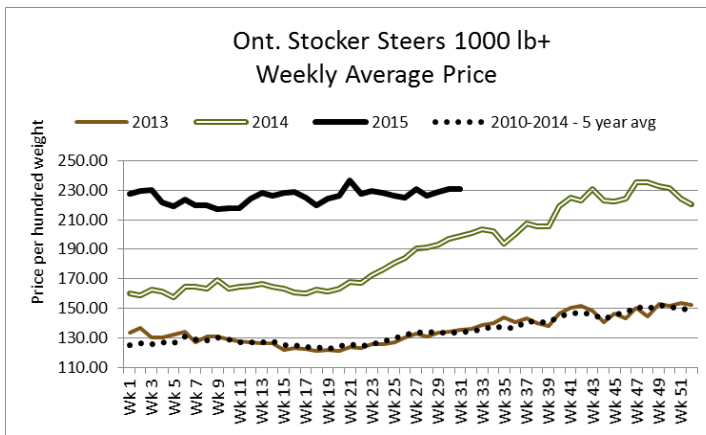
<i>Steers</i>	<i>Price Range</i>	<i>Average</i>	<i>Top</i>	<i>Heifers</i>	<i>Price Range</i>	<i>Average</i>	<i>Top</i>
1000+	226.00-244.00	231.85	244.00	700-799	249.00- 5 hd		
900-999	234.00-251.00	244.33	251.00				
800-899	288.00 - 8 hd						

Stocker sale at: **Ontario Livestock Exchange, August 6, 2015 – 126** stockers

<i>Steers</i>	<i>Price Range</i>	<i>Average</i>	<i>Top</i>	<i>Heifers</i>	<i>Price Range</i>	<i>Average</i>	<i>Top</i>
800-899	190.00-242.00	228.20	245.00	800-899	220.00-242.00	236.67	242.00
600-699	192.50-272.50	236.07	272.50	600-699	127.50-256.00	208.67	256.00
500-599	273.00-302.50	288.29	333.00	500-599	134.00-247.50	220.80	247.50
400-499	247.50-295.00	263.00	337.00	400-499	227.50-250.00	235.94	250.00

Stocker sale at: **Ontario Stockyards Inc., August 6, 2015 – 206** stockers

<i>Steers</i>	<i>Price Range</i>	<i>Average</i>	<i>Top</i>	<i>Heifers</i>	<i>Price Range</i>	<i>Average</i>	<i>Top</i>
1000+	170.00-231.75	220.46	231.75	900+	120.00-181.00	156.14	210.00
900-999	170.00-175.00	172.01	231.00	800-899	239.00-254.00	244.74	254.00
800-899	243.00-263.50	251.51	267.00	700-799	237.50-262.50	254.45	262.50
700-799	165.00-280.00	215.30	289.00	600-699	250.00-287.50	267.90	287.50
600-699	256.00-337.50	300.91	337.50	500-599	167.50-271.00	224.74	271.00
500-599	290.00-367.50	325.61	367.50	400-499	150.00-180.00	165.32	180.00
400-499	277.50-380.00	327.80	380.00	300-399	235.00 1 hd		
399-	50.00-382.50	259.09	382.50				



Stocker sale at: **Ottawa Livestock Exchange, August 6, 2015 – 98 stockers**

Steers	Price Range	Average	Top	Heifers	Price Range	Average	Top
800-899	265.00-288.00	277.00	288.00	700-799	255.00-289.00	277.00	289.00
700-799	185.00-290.00	263.22	290.00	500-599	285.00-330.00	321.33	330.00
600-699	250.00-350.00	305.67	352.00				
500-599	170.00-370.00	289.33	370.00				
400-499	360.00-377.00	369.75	377.00				
399-	190.00-392.00	303.00	395.00				

ALBERTA DIRECT TRADE

Week Ending Thursday, August 6, 2015

Steers	Live	N/T	Flat rail	309.00 delivered (few)
Heifers	Live	N/T	Flat rail	309.00 delivered (few)

U.S. TRADE (U.S. funds)

Week Ending Thursday, August 6, 2015

Choice and Select Steers and Heifers:	Live	N/T
	Rail	N/T

QUEBEC ELECTRONIC AUCTION MARKET (F.O.B. THE FEEDLOT)

	Price	Change from Last Week
Week Ending Thursday, August 6, 2015	323.25-324.00	-5.32

CANADIAN BOXED BEEF CUT-OUT VALUES

Week Ending	AAA	AA
June 26, 2015	3.1065	3.0407
June 19, 2015	3.1729	3.0543
June 12, 2015	3.1990	3.0556

U.S. BOXED BEEF CUT-OUT VALUES (U.S. funds)

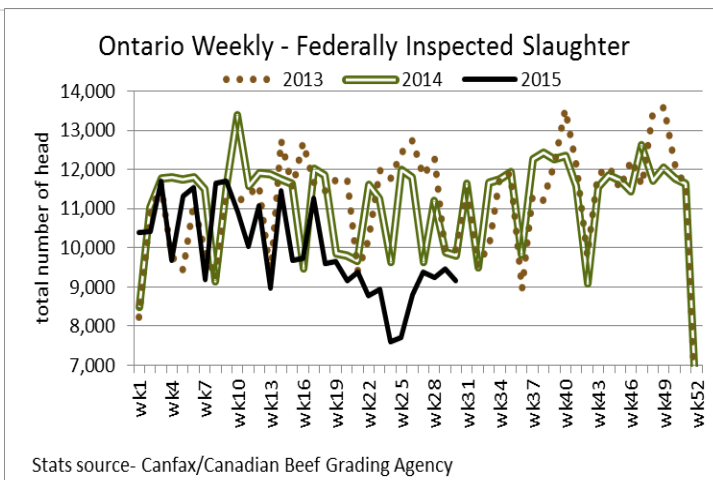
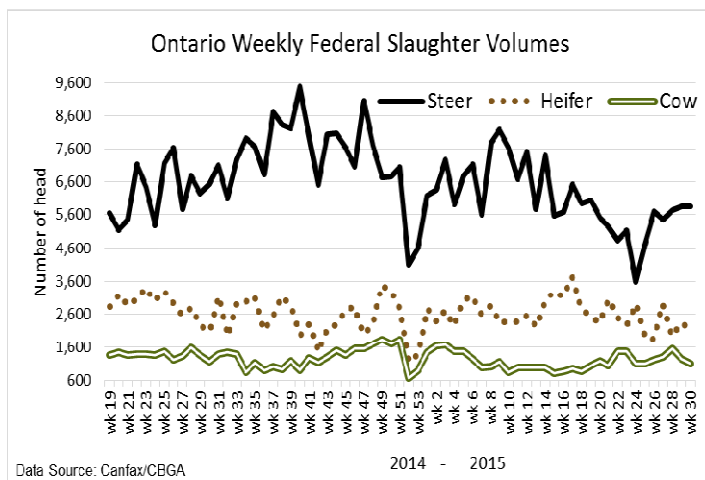
	Choice 600-900	Select 600-900
Current Five Day Average:	234.23	228.71

AVERAGE CARCASS WEIGHTS – CANADA

	Steers	Heifers
August 1, 2015	873	801
July 25, 2015	870	798
July 26, 2014	840	776

FEDERALLY INSPECTED CANADIAN KILL

	Week Ending Aug 1, 2015	# of hd Change (Week Ago)	YTD	% Change (Year Ago)
Grand Total	48,122	-873	1,409,281	-9%
Western Slaughter	38,377	-1,393	1,092,575	-8%
Eastern Slaughter	9,745	-416	316,706	-10%



LIVE CATTLE EXPORTS-ONTARIO

	Week ending July 18, 2015	Week ending July 11, 2015	Year to Date
Total live slaughter cattle exported from Ontario to the U.S.	2,923	2,805	86,442
Steers & Heifers	207	311	18,074
Cows	1,921	2,078	57,226
Bulls	795	416	11,142

USDA ESTIMATED CATTLE KILL

	Week Ending August 8, 2015	Previous Week	Year Ago
Grand Total	535,000	532,000	573,000

BEEF EXPORTS - CANADA

	United States Jan 1 – June 30	Change from last year YTD	Mexico Jan 1–June 30	Change from last year YTD
Total	113,000 tonnes	+2% or up 2,460 tonnes	9,909 tonnes	-11% or down 1,193 tonnes

LIVE CATTLE - CANADA

IMPORTS Jan 1- June 30		EXPORTS Jan 1- July 25		Export % change from 2014 YTD
Pure bred	2,448	Slaughter steers & heifers	119,704	-48%
Non-pure bred	15,071	Feeder steers & heifers	233,643	-0%
		Cows & Bulls	156,184	-19%

BEEF PRODUCTION - CANADA

	Jan 1 – August 1	Last Year Same Time	% Change	Change in tonnes YTD
Fed	475,009 tonnes	504,228 tonnes	-6%	-29,219 tonnes
Non-fed	70,714 tonnes	76,539 tonnes	-8%	-5,825 tonnes

BEEF IMPORTS - CANADA

	Jan 1 – June 30	Last Year Same Time	% Change	Change in tonnes YTD
United States	59,652 tonnes	65,779 tonnes	-9%	-3,873tonnes
Non-NAFTA	44,561 tonnes	34,932 tonnes	+28%	+9,629 tonnes
Total	105,734 tonnes	102,896 tonnes	+3%	+2,838 tonnes

CHICAGO MERCANTILE EXCHANGE-

Closing quotes on futures today were as follows:

Live Cattle			Feeder Cattle			Corn			Soybeans			Canadian \$		
\$/cwt US			\$/cwt US			\$/bu US		¢/bu	\$/bu US		¢/bu			
Aug	149.57	-0.15	Aug	214.12	-0.85	Sep	3.726	+3.0	Aug	10.09	+23.4	Spot	76.14	-0.08
Oct	148.52	-0.32	Sep	210.57	-0.90	Dec	3.836	+3.2	Sep	9.754	+19.4	Sep	76.14	-0.06
Dec	149.97	-0.25	Oct	208.27	-0.82	Mar	3.946	+3.2	Nov	9.632	+20.0	Dec	76.12	-0.06
Feb	149.45	-0.42	Nov	206.12	-1.00	May	4.012	+3.2	Jan	9.680	+20.0	Mar	76.13	-0.06
Apr	147.87	-0.25	Jan	200.95	-0.97	Jul	4.056	+3.0	Mar	9.622	+18.4	Jun	76.16	-0.06
Jun	140.72	-0.32	Mar	198.15	-0.77	Sep	3.942	+2.2	May	9.542	+16.0	Sep	76.24	-0.06

Beef Farmers of Ontario, 130 Malcolm Road, Guelph, ON N1K 1B1 Phone: (519) 824-0334 Fax: (519) 824-1930 or email: markets@ontariobeef.com

Comments for the week ending August 6, 2015

There were 432 fed steers and heifers sold through Ontario auction market this week, up 19 head from last week with fed steers averaging \$189.09 live, down \$1.17 from last week while heifers averaged \$190.08 up \$2.98. Auction markets started this reporting period with prices easier to slightly easier, and by the end of this reporting period the market was active with prices gaining back some of last week's losses and holding steady.

Ontario rail grade prices continued to decline again this week. Steers started out at \$323.00-\$330.00 dressed, down to \$318.00-\$328.00 on Tuesday and \$318.00-\$326.00 on Wednesday. Heifers followed the same pricing trend starting the week at \$322.00-\$329.00 dressed and ending the week from \$317.00-\$325.00. Cattle sold this week have a three week delivery time variation. This week's average prices were down \$3.75 from last week, but \$43.00 stronger than last year at this time.

There were 2,174 cull cows sold through auction markets this week up 184 head from last week and 100 more than last year at this time. Cull cows sold from \$98.52-\$131.41 averaging \$115.36 down \$0.64 from last week and \$10.06 stronger than year ago prices. Auction markets reported trade as active on good demand with prices steady to strong. By week's end prices were barely steady.

2,088 replacement cattle were on offer at Ontario auction markets this week down 546 head from last week and 277 less than last year at this time. Auction markets reported strong active trading with prices steady to \$2.00-\$3.00 higher, with two reports of prices up \$5.00 cwt. Actual average prices this week saw steers 400-500 lbs down \$8.45 from last week, 500-600 lbs up \$9.40, 600-700 lbs up \$15.72, 700-800 lbs up \$20.61, 800-900 lbs down \$8.61, 900-1000 lbs down \$0.40 and steers over 1000 lbs averaged \$0.10 higher than last week. Heifers 300-400 lbs averaged \$2.79 lower than last week, heifers 400-500 lbs were up \$6.08, 500-600 lbs up \$0.02, 600-700 lbs up \$17.63, 700-800 lbs up \$0.02, 800-900 lbs up \$3.69 and heifers over 900 lbs averaged \$1.08 stronger than week on average.

The Quebec Electronic Market was under pressure this week with prices another \$7.04 lower than last week on average. Sales ranged from \$315.00-\$317.00 dressed.

Alberta direct trade was too light this week to establish a price report. Canfax reported: "Thursday saw a handful of cash trade with prices around \$1.00-\$2.00 higher than the previous week at \$309.00 delivered."

The US cash cattle trade the week ending July 31st was light at stronger prices. Business on a live basis was up \$2.00-\$3.00 from the previous week with sales from \$146.00-\$148.00. Dressed deals were steady to \$3.00 higher with trade reported from \$232.00-\$234.00 dressed. This week the market is untested at time of reporting, on Friday afternoon. Just a few bids surfaced this afternoon in the north at \$146.00-\$147.00 live and \$234.00-\$238.00 dressed, which is steady to stronger than last week's market. Asking prices are holding firm at \$152.00 live in the south and \$240.00 plus dressed in the north. If any business at all is going to take place this week, one side is going to have to give in fairly soon.