



Weekly Market Information Report for the week ending Thursday, January 21, 2016

The following information is collected from various sources and disseminated by Beef Farmers of Ontario.

ONTARIO DIRECT TO PACKER RAILGRADE CATTLE TRADE

Prices are on a carcass weight basis before grade and weight discounts. Weekly Range:

A Grade Steers	287.00-291.00
A Grade Heifers	286.00-290.00

ONTARIO LIVE CATTLE TRADE

Ontario auction sales this week saw weighted average price ranges for:

FED CATTLE	Volume	Price Range	Average	Top	Last Week Avg
Large Frame Steers +1250	136	161.77-182.03	172.11	195.00	171.33
Medium Frame Steers +1250	135	167.19-175.66	172.35	207.00	171.27
Large & Medium Frame Steers +1250	271	163.73-180.29	172.25	207.00	171.43
Large Frame Heifers +1000	205	163.61-183.68	175.09	207.50	172.58
Medium Frame Heifers +1000	245	159.07-177.37	170.92	191.50	171.12
Large & Medium Frame Heifers +1000	450	159.23-179.38	172.07	207.50	171.91
Cows - All Weights	2,593	83.15-112.59	97.37	175.00	90.10
Bulls - All Weights	118	116.76-145.39	131.68	166.00	127.61

STOCKERS - Large and Medium Frame

STEERS	Volume	Price Range	Average	Top	Last Week Avg
1000+	626	197.77-230.47	212.36	234.00	218.38
900-999	225	204.02-231.74	219.26	242.00	219.42
800-899	248	195.93-230.75	215.86	253.00	219.98
700-799	408	192.59-251.40	228.93	275.00	236.65
600-699	558	199.35-270.03	238.99	297.00	248.97
500-599	543	215.26-284.42	256.72	315.00	264.21
400-499	264	225.05-294.96	270.90	342.00	273.15
-399	63	194.03-286.75	242.57	325.00	238.65

HEIFERS	Volume	Price Range	Average	Top	Last Week Avg
+900	293	171.65-202.98	188.59	210.00	194.11
800-899	113	184.01-205.89	195.10	212.50	208.54
700-799	216	175.52-219.72	202.43	239.00	200.94
600-699	352	195.39-243.06	219.98	268.00	227.73
500-599	395	204.66-245.28	228.30	291.00	233.95
400-499	209	216.05-268.28	246.68	302.50	252.37
300-399	69	228.96-265.11	249.42	290.00	264.27
-299	11	187.50-222.05	202.95	255.00	257.22

At **Kawartha Lakes Community Sale Barn: January 16, 2016** –100 cows, 54 veal, 33 stockers

	Price Range	Average	Top
Cows	71.99-115.99	93.00	115.99
Veal 600 lbs +	130.00-162.50	147.10	162.50
Veal 125-300 lbs	180.00-279.99	219.79	395.00
Veal under 125 lbs	150.00-220.00	187.00	220.00

Denfield Livestock Exchange Inc., January 19, 2016: 103 Fed Cattle, 29 Veal, 1 Bull, 84 Cows, 133 Drop Calves

	Price Range	Top		Price Range	Top
Choice steers	175.00-180.00	193.00	Good beef cows	95.00-105.00	112.00
Good steers	170.00-175.00		Good Holstein cows	95.00-105.00	119.00
Choice heifers	175.00-180.00	185.00	D1 & D2 Cows	80.00-95.00	
Good heifers	170.00-175.00		D3 & D4 Cows	70.00-80.00	
Good Holstein veal	155.00-160.00		Choice drop calves	\$300.00-\$400.00	\$650.00
Plain & heavy veal	145.00-155.00		Good drop calves	\$200.00-\$300.00	
Good beef bulls	138.00		Plain & Newborns	\$100.00-\$200.00	

At Renfrew Pontiac Livestock Ltd.: January 19, 2016 – 25 Replacement Calves, 51 Cows, and 7 Bulls

	Price Range	Top
Replacement Calves	\$200.00-\$230.00	\$240.00
Cows D1 & D2	106.00-115.00	124.00
Cows D3	92.00-106.00	
Cows D4	81.00-92.00	
Bulls	118.00-134.00	139.00

At Aylmer Stockyards Inc.: January 20, 2016 – 43 Veal, 178 Cows, 4 bulls, 39 Fed Cattle, 117 Replacement calves

	Price Range	Avg.	Top
Fed heifers, dairy & dairy cross	92.00-141.99	127.80	141.99
Cows	62.50-111.00	94.69	111.00
Veal over 600 lbs	119.99-200.99	152.29	200.99
Replacement Calves	\$120.00-\$350.00		\$540.00

ONTARIO STOCKER & FEEDER TRADE

Stocker sale at Brussels Livestock: January 15, 2016 – 1,030 stockers

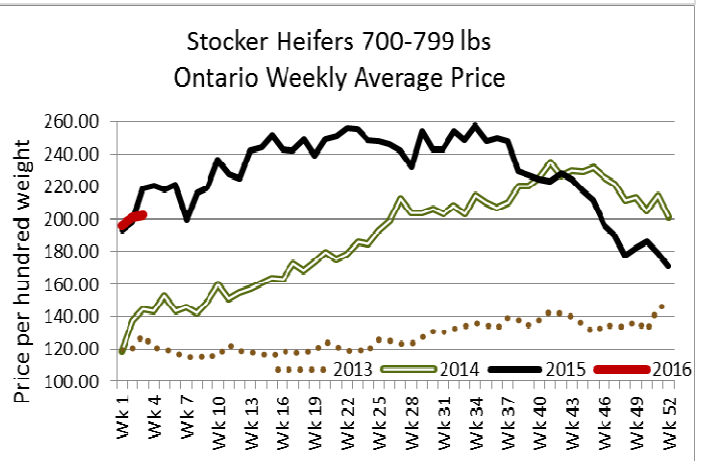
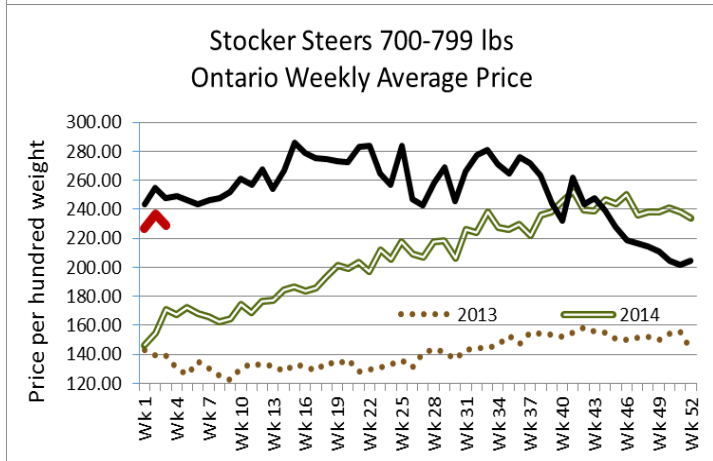
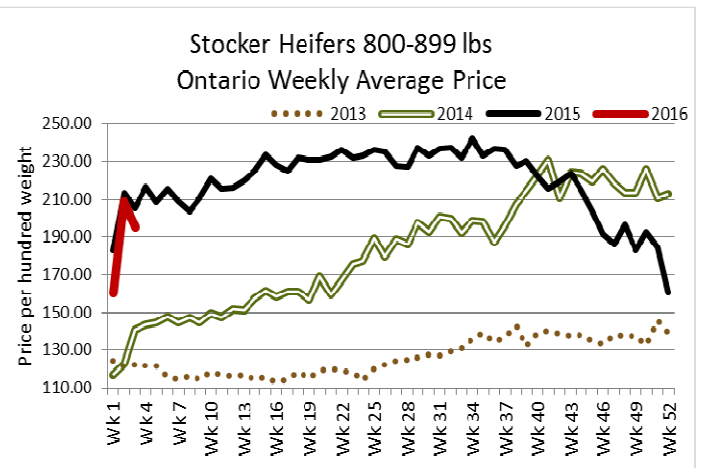
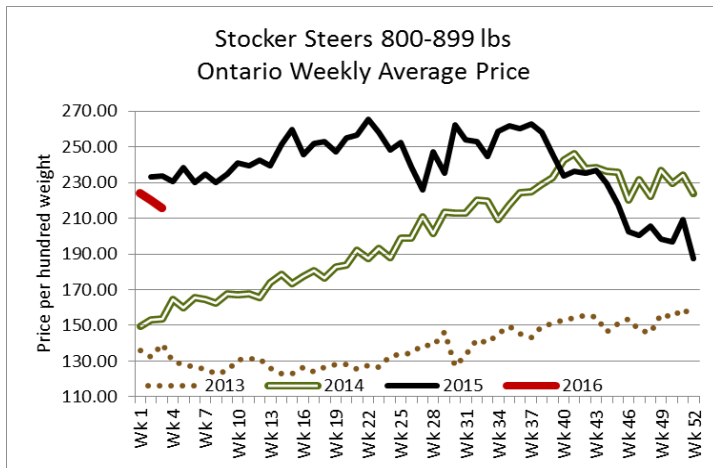
Steers	Price Range	Average	Top	Heifers	Price Range	Average	Top
1000+	179.00-218.00	201.14	234.00	+900 lbs	176.75-206.00	191.34	210.00
900-999	216.00-242.00	229.07	242.00	800-899	191.00-212.50	202.60	212.50
800-899	214.50-253.00	231.90	253.00	700-799	182.00-220.50	207.24	238.00
700-799	232.00-275.00	245.19	275.00	600-699	208.00-230.00	216.82	236.00
600-699	235.00-287.00	264.49	287.00	500-599	234.00-260.00	244.66	289.00
500-599	245.00-298.00	272.20	315.00	400-499	255.00-292.00	283.62	295.00
400-499	265.00-342.00	300.63	342.00	300-399	270.00-290.00	285.86	290.00
399-	175.00-320.00	244.20	325.00				

Stocker sale at: Community Livestock Exchange: January 19, 2016 - 222 Stockers

Steers	Price Range	Average	Top	Heifers	Price Range	Average	Top
800-899+	154.00-216.00	185.20	216.00	600-699	151.00-230.00	200.80	230.00
700-799	110.00-235.00	182.30	235.00	500-599	137.50-262.50	221.50	262.50
600-699	145.00-270.00	209.80	270.00	400-499	202.50-302.50	247.90	302.50
500-599	175.00-282.50	242.60	282.50				
400-499	160.00-305.00	242.70	305.00				

Stocker sale at: Renfrew Pontiac Livestock: January 19, 2016 – 404 Stockers

Steers	Price Range	Average	Top	Heifers	Price Range	Average	Top
800-899	169.99-233.00	220.69	233.00	700-799	177.49-220.00	209.69	220.00
700-799	177.49-250.00	235.89	250.00	600-699	192.50-232.50	219.70	232.50
600-699	182.49-285.00	252.59	285.00	500-599	182.49-252.49	227.40	252.49
500-599	172.50-297.50	258.89	297.50	400-499	197.50-262.50	236.20	262.50
400-499	169.99-285.00	265.70	285.00	300-399	232.50-257.50	247.40	257.50
399-	235.00-295.00	271.49	295.00				



Stocker sale at Ontario Livestock Exchange: January 20, 2016 – 620 Stockers

Steers	Price Range	Average	Top	Heifers	Price Range	Average	Top
1000+	202.00-233.50	215.14	233.50	900+			
900-999	216.00-234.00	222.34	234.00				
700-799	251.00-259.00	254.20	259.00				
600-699	249.00-250.00	249.33	250.00				

Stocker sale at: Ontario Livestock Exchange, January 21, 2016 – 186 stockers

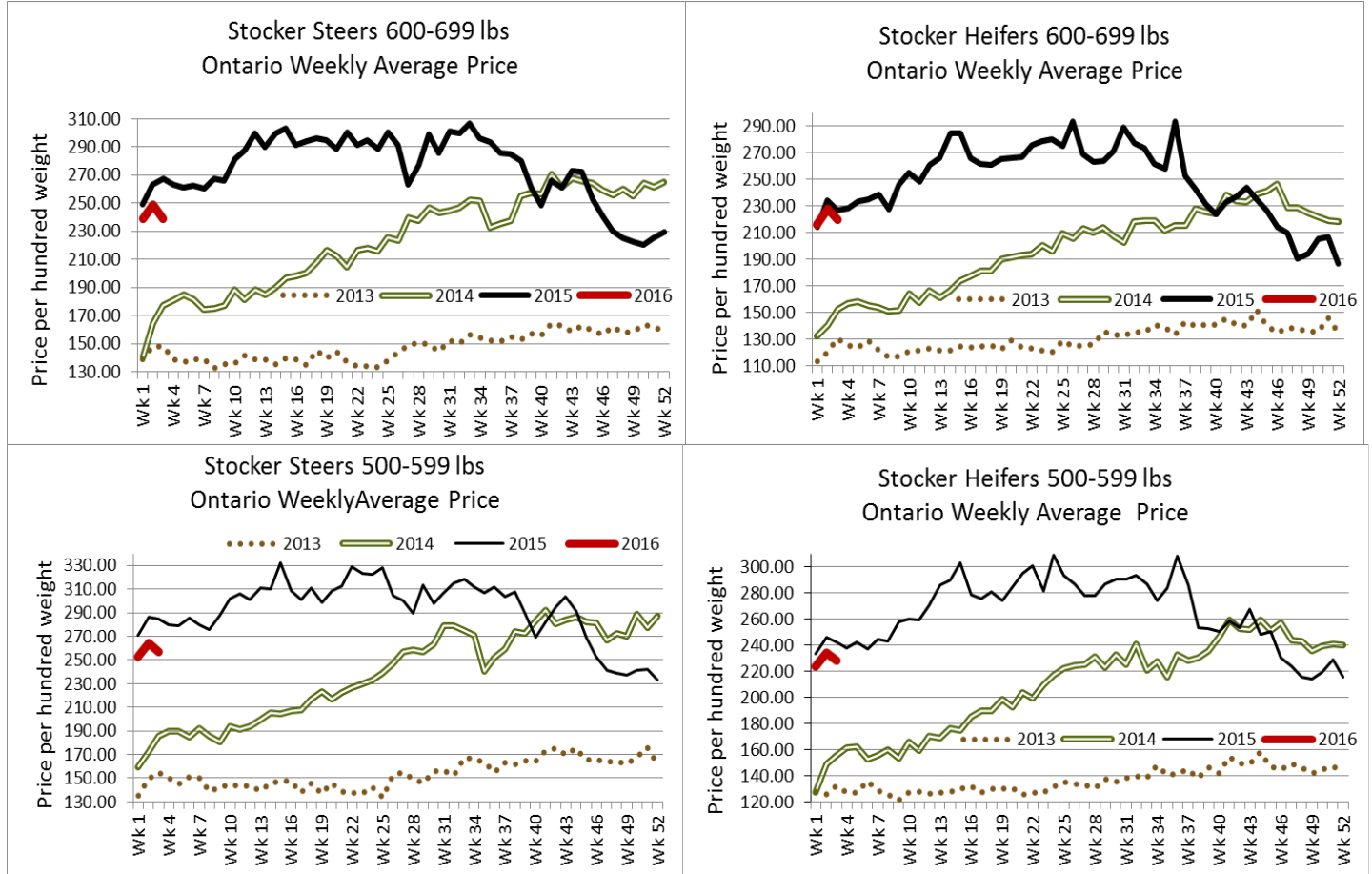
Steers	Price Range	Average	Top	Heifers	Price Range	Average	Top
800-899	186.00-230.00	218.13	230.00	900+	145.00-197.00	185.11	197.00
700-799	231.00-263.00	255.27	263.00	800-899	175.00-206.00	192.18	206.00
600-699	230.00-257.00	248.20	257.00	700-799	165.00-197.50	185.00	197.50
500-599	192.50-267.00	224.14	302.50	600-699	192.50-222.50	207.50	222.50
400-499	202.50-307.50	264.06	307.50	500-599	178.00-258.00	218.00	258.00
399-	255.00-300.00	280.63	300.00	400-499	237.00-282.50	251.63	282.50
				300-399	270.00-275.00	271.67	275.00

Stocker sale at: Ontario Stockyards Inc., January 21, 2016 – 1,245 stockers

Steers	Price Range	Average	Top	Heifers	Price Range	Average	Top
1000+	161.00-211.00	191.35	211.00	900+	167.00-200.00	188.88	200.00
900-999	197.50-224.25	211.51	224.25	800-899	172.00-209.00	186.89	209.00
800-899	205.50-230.00	217.36	230.00	700-799	177.00-223.00	205.56	239.00
700-799	203.00-250.00	229.62	250.00	600-699	210.00-268.00	235.34	268.00
600-699	200.00-261.00	229.56	283.00	500-599	209.00-247.50	231.94	291.00
500-599	230.00-278.00	252.28	295.00	400-499	230.00-285.00	257.28	292.50
400-499	237.50-287.50	270.31	312.00	300-399	252.50-287.50	265.21	287.50
399-	260.00-290.00	280.08	290.00				

Stocker sale at: **Ottawa Livestock Exchange, January 21, 2016 – 323** stockers

Steers	Price Range	Average	Top	Heifers	Price Range	Average	Top
800-899	180.00-216.00	206.20	216.00	800-899	180.00-185.00	182.71	185.00
700-799	193.00-237.00	216.20	237.00	700-799	174.00-212.00	193.30	212.00
600-699	184.00-229.00	202.85	272.00	600-699	156.00-212.00	187.48	215.00
500-599	189.00-242.00	217.66	252.00	500-599	180.00-226.00	210.96	234.00
400-499	172.00-252.00	213.71	252.00	400-499	190.00-234.00	218.57	236.00
399-	142.00-244.00	182.44	320.00	300-399	167.00-184.00	180.50	236.00



ONTARIO STOCKER & FEEDER TRADE SPECIAL STOCKER SALES

Stocker sale at **Kawartha Lakes Community Sale Barn, January 20, 2016 – 378** stockers

Steers	Price Range	Average	Top	Heifers	Price Range	Average	Top
1000+	175.00-210.49	196.59	210.49	900+	182.49-194.99	188.59	194.99
900-999	150.00-225.00	212.30	225.00	700-799	164.99-229.99	206.40	229.99
800-899	191.99-237.99	221.79	237.99	600-699	198.50-249.00	226.90	249.00
700-799	194.99-266.99	242.49	266.99	500-599	180.00-243.99	216.69	243.99
600-699	194.99-297.00	248.30	297.00	400-499	207.50-293.00	265.89	293.00
500-599	172.99-306.99	279.00	306.99	300-399	189.99-252.49	225.49	252.49
400-499	194.99-292.49	276.20	292.49				
399-	185.00-287.50	255.50	287.50				

Peterborough/Victoria County Cattlemen's Sale! All weights and classes sold actively at higher prices.

ALBERTA DIRECT TRADE

Week Ending Thursday, January 21, 2016

Steers	Live	177.50-178.00	Flat rail	293.50-296.50
Heifers	Live	176.05	Flat rail	293.50-295.00

U.S. TRADE (U.S. funds)

Week Ending Thursday, January 21, 2016

Choice and Select Steers and Heifers:	Live	N/T
	Rail	202.00

QUEBEC ELECTRONIC AUCTION MARKET (F.O.B. THE FEEDLOT)

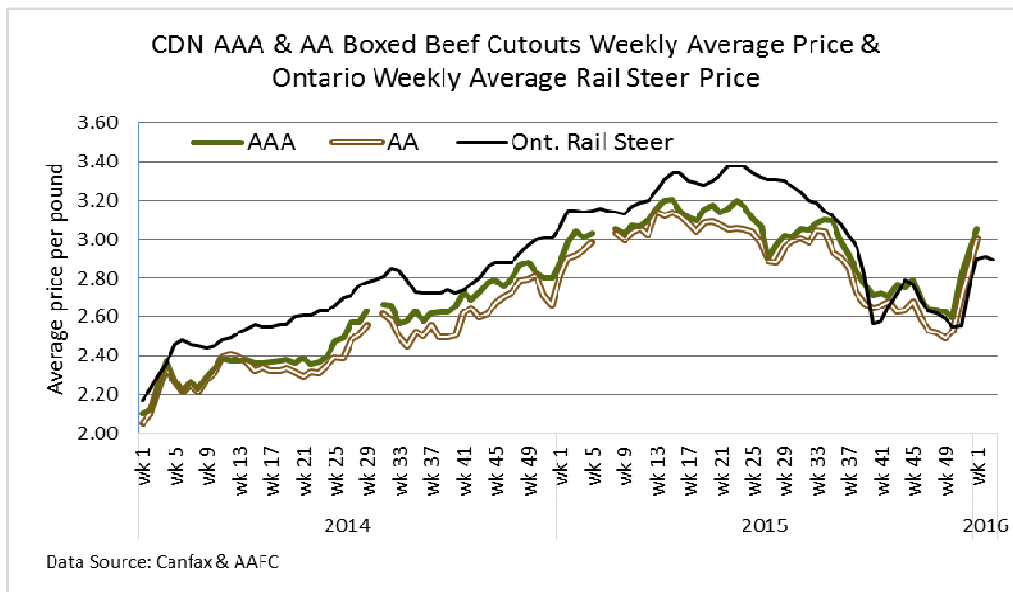
	Price	Change from Last Week
Week Ending Thursday, January 21, 2016	278.00-283.25	-4.84

LIVE CATTLE EXPORTS-ONTARIO

	Week ending Jan 2, 2016	Week ending Dec 26, 2015	Year to Date
Total live slaughter cattle exported from Ontario to the U.S.	2,199	3,534	174,910
Steers & Heifers	619	1,158	36,502
Cows	1,216	1,950	115,794
Bulls	364	426	22,614

CANADIAN BOXED BEEF CUT-OUT VALUES

Week Ending	AAA	AA
January 8, 2016	3.0549	3.0092
January 1, 2016	2.9369	2.8437
December 25, 2015	2.8117	2.6897



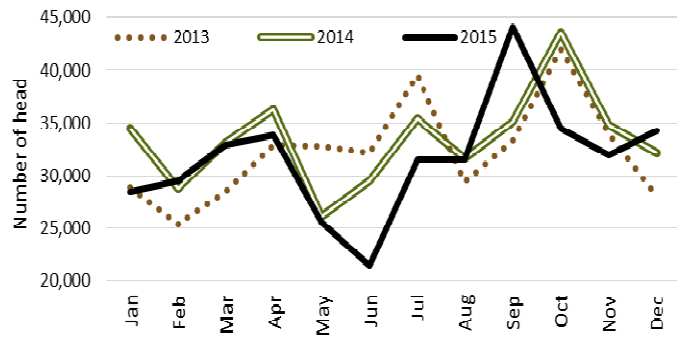
U.S. BOXED BEEF CUT-OUT VALUES (U.S. funds)

	Choice 600-900	Select 600-900
Current Five Day Average:	230.26	224.60

FEDERALLY INSPECTED CANADIAN KILL

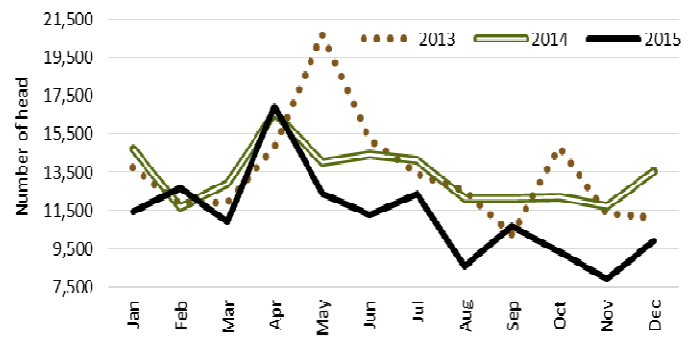
	Week Ending Jan , 2016	# of hd Change (Week Ago)	YTD	% Change (Year Ago)
Grand Total	47,080	+994	93,166	+1%
Western Slaughter	35,276	-800	71,352	+2%
Eastern Slaughter	11,804	+1,794	21,814	-2%

Ontario Federal and Provincial Monthly Slaughter Volumes for Steers



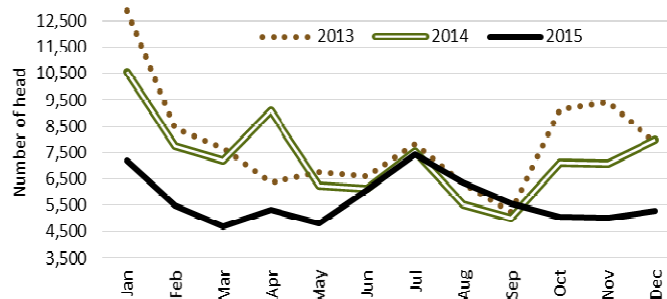
Data Source: Canfax/CBGA

Ontario Federal and Provincial Monthly Slaughter Volumes for Heifers



Data Source: Canfax/CBGA

Ontario Federal and Provincial Monthly Slaughter Volumes for Cows



Data Source: Canfax/CBGA

AVERAGE CARCASS WEIGHTS – CANADA

	Steers	Heifers
Jan 16, 2016	946	862
Jan 9, 2016	942	862
Jan 17, 2015	876	806

USDA ESTIMATED CATTLE KILL

	Week Ending	Previous Week	Year Ago
	Jan 23, 2016		
Grand Total	569,000	568,000	581,000

BEEF EXPORTS - CANADA

United States		Change from last year YTD	Mexico	Change from 2014 YTD
Jan 1 – Nov 30' 15			Jan 1 – Nov 30' 15	
Total	213,290 tonnes	+4% or up 9,074 tonnes	18,151 tonnes	-16% or down 3,578 tonnes

LIVE CATTLE - CANADA

IMPORTS			EXPORTS		
Jan 1- Nov 30' 15			Jan 1- Jan 9		
	Import % change from 2014 YTD			Export % change from 2015 YTD	
Pure bred	3,465	+32%	Slaughter steers & heifers	4,099	+96%
Non-pure bred	28,787	-27%	Feeder steers & heifers	1,512	+512%
			Cows & Bulls	4,839	+61%

BEEF PRODUCTION - CANADA

	Jan 1 – Jan 16, 16	Last Year Same Time	% Change	Change in tonnes YTD
Fed	31,272 tonnes	27,299 tonnes	+15%	+3,973 tonnes
Non-fed	6,234 tonnes	4,604 tonnes	+35%	+1,630 tonnes

BEEF IMPORTS - CANADA

	Jan 1 – Jan 16	Last Year Same Time	% Change	Change in tonnes YTD
United States	4,062 tonnes	3,967 tonnes	+2%	+95 tonnes
Non-NAFTA	1,836 tonnes	2,941 tonnes	-38%	-1,105 tonnes
Total	6,041 tonnes	6,925 tonnes	-13%	-884 tonnes

CHICAGO MERCANTILE EXCHANGE

Closing quotes on futures today were as follows:

Live Cattle			Feeder Cattle		Corn		Soybeans		Canadian \$					
\$/cwt US			\$/cwt US		\$/bu US		¢/bu		\$/bu US		¢/bu			
Feb	132.07	+1.82	Jan	159.42	+0.75	Mar	3.702	+3.2	Mar	8.764	-2.0	Spot	70.66	+0.64
Apr	133.07	+1.90	Mar	157.90	+3.67	May	3.746	+3.0	May	8.772	-1.6	Mar	70.66	+0.63
Jun	123.85	+0.95	Apr	157.82	+3.37	Jul	3.796	+3.0	Jul	8.820	-2.2	Jun	70.69	+0.64
Aug	120.15	+0.85	May	157.50	+3.27	Sep	3.844	+3.2	Aug	8.832	-2.4	Sep	70.73	+0.63
Oct	120.90	+1.02	Aug	158.90	+3.05	Dec	3.920	+2.6	Sep	8.822	-3.0	Dec	70.79	+0.63
Dec	121.07	+1.05	Sep	156.67	+2.27	Mar	4.010	+2.6	Nov	8.836	-3.4	Mar	70.85	+0.62

Beef Farmers of Ontario, 130 Malcolm Road, Guelph, ON N1K 1B1 Phone: (519) 824-0334 Fax: (519) 824-1930 or email: markets@ontariobeef.com

ONTARIO STOCKER & FEEDER TRADE SPECIAL STOCKER SALES

19-Feb	7:00 PM	Ontario Stockyards Inc	Evening Bred Cow Sale
8-Mar	11:00 AM	Ontario Stockyards Inc	All Vaccinated Stocker Sale

Comments for the week ending January 21, 2016

There were 751 fed steers and heifers sold through auction markets this week down 170 head from last week but 53 more than this time last year. Fed steers traded from \$163.73-\$180.29 averaging \$172.25 up \$0.82 from last week and \$14.34 below year ago prices. Fed heifers sold from \$159.23-\$179.38 averaging \$172.07 up \$0.16 from last week on average and \$11.96 below last year at this time. Auction markets reported demand as good with prices steady until mid-week when the market was strong to \$1.00-\$2.00 higher. Premiums were noted on the fancy types with steers topping the market this week at \$207.00 and heifers at \$207.50.

The Ontario railgrade market was extremely limited this week in sales as one packer had no bid, followed by another packer half way through the week pulling their bid. Steers started out the previous Friday at \$291.00 dressed, Monday and Tuesday there were no sales reported, and a handful on Wednesday were at \$287.00-\$288.00 dressed. Heifers were the same with the previous Friday at \$290.00 dressed, quiet until Wednesday with a couple of deals at \$286.00-\$287.00. This week's average was down \$1.75 from last week and \$26.00 below last year at this time. At time of reporting Friday am, sales are larger in volume as bidding has resumed with prices from \$290.00-\$292.00 dressed for steers.

There were 2,593 cull cows sold through auction markets this week up 156 head from last week and 585 less than the same time last year. Cull cows ranged from \$83.15-\$112.59 averaging \$97.37 up \$7.27 from last week and \$17.36 below this time last year. This is the highest weekly average price since the week ending October 1, 2015. Auction markets reported a strong demand with active trading. Prices started out as steady, then up to \$5.00-\$15.00 higher and ended the week as stronger with prices \$5.00-\$10.00 cwt higher.

4,593 replacement cattle sold through auction markets this week up 1,361 head from last week but 396 less than the same time last year. Auction markets reported a strong active trade with calves starting this reporting period as selling fully steady to \$2.00-\$5.00 higher, but by week's end the market was barely steady. Heavier cattle/yearlings sold steady to barely steady. One special vaccinated sale saw higher prices overall. Actual average prices this week for steers 400-500 lbs averaged \$2.25 lower than last week, 500-600 lbs were down \$7.49, 600-700 lbs down \$9.98, 700-800 lbs down \$7.72, 800-900 lb steers were down \$4.12, 900-1000 lbs down \$0.16 and steers over 1000 lbs down \$6.02 from last week. Heifers 300-400 lbs were down \$14.85 from last week on average, 400-500 lbs down \$5.69, 500-600 lbs down \$5.65, 600-700 lbs down \$7.75, heifers 700-800 lbs averaged \$1.49 higher, 800-900 lbs down \$13.44 and heifers over 900 lbs averaged \$5.52 lower than last week.

The Quebec Electronic Market this week was reported from \$278.00-\$283.25 dressed, down \$4.84 from last week on average.

Alberta direct trade was light this week with sales reported to be \$2.00-\$3.00 lower on average. Canfax reported live steers from \$177.50-\$178.00 and live heifers at \$176.05. On the rail steers sold from \$293.50-\$296.50 with heifers from \$293.50-\$295.00 dressed. Canfax notes: "US packer interest was noted but no sales were confirmed as US bids were generally comparable with local sales."

The US cash cattle trade the week ending January 14th, as reported by the USDA Mandatory Price Report, saw live sales range from \$130.00-\$134.00 with steers averaging \$133.52 and heifers \$133.41, up around \$1.00 from the previous week on average. Dressed deals ranged from \$206.00-\$214.00 with steers averaging \$209.57 and heifers \$210.53 which is steady to \$0.50 lower on average. This week the cattle futures have been all over the map with pressure coming from outside markets. The previous Friday cattle futures closed down the limit, CME was closed on Monday, Tuesday futures were slightly stronger and Wednesday sharply lower making pricing decisions very difficult for both packers and sellers. On Wednesday afternoon light scattered trade in Nebraska came in at \$202.00 dressed which is down \$7.00 from last week, but not enough sold to establish a market. Thursday saw futures sharply higher to up the limit which continued to make pricing difficult for both sides. Today the market was untested at time of reporting with bids sitting at \$128.00 live and \$208.00 dressed. Packer bids have improved from Wednesday's \$202.00 dressed, but there is still no selling interest noted. Asking prices are sitting at \$135.00-\$136.00 live in the south and \$212.00 plus dressed in the north. Active trade should surface at any time now that the Cattle on Feed report has been released, reporting January 1st on feed numbers slightly below last January.