



Weekly Market Information Report for the week ending Thursday, March 3, 2016

The following information is collected from various sources and disseminated by Beef Farmers of Ontario.

ONTARIO DIRECT TO PACKER RAILGRADE CATTLE TRADE

Prices are on a carcass weight basis before grade and weight discounts. Weekly Range:

A Grade Steers	284.00-287.00
A Grade Heifers	283.00-286.00

ONTARIO LIVE CATTLE TRADE

Ontario auction sales this week saw weighted average price ranges for:

FED CATTLE	Volume	Price Range	Average	Top	Last Week Avg
Large Frame Steers +1250	147	151.89-177.49	169.62	182.50	161.74
Medium Frame Steers +1250	114	153.18-171.82	165.46	176.50	166.99
Large & Medium Frame Steers +1250	261	151.68-176.04	167.37	182.50	165.77
Large Frame Heifers +1000	119	155.51-170.26	165.71	183.00	168.12
Medium Frame Heifers +1000	164	160.56-169.94	166.25	176.75	164.39
Large & Medium Frame Heifers +1000	283	159.57-171.43	166.37	183.00	167.45
Cows - All Weights	2,301	76.22-102.40	88.85	145.00	91.66
Bulls - All Weights	87	119.95-139.29	129.29	175.00	129.20

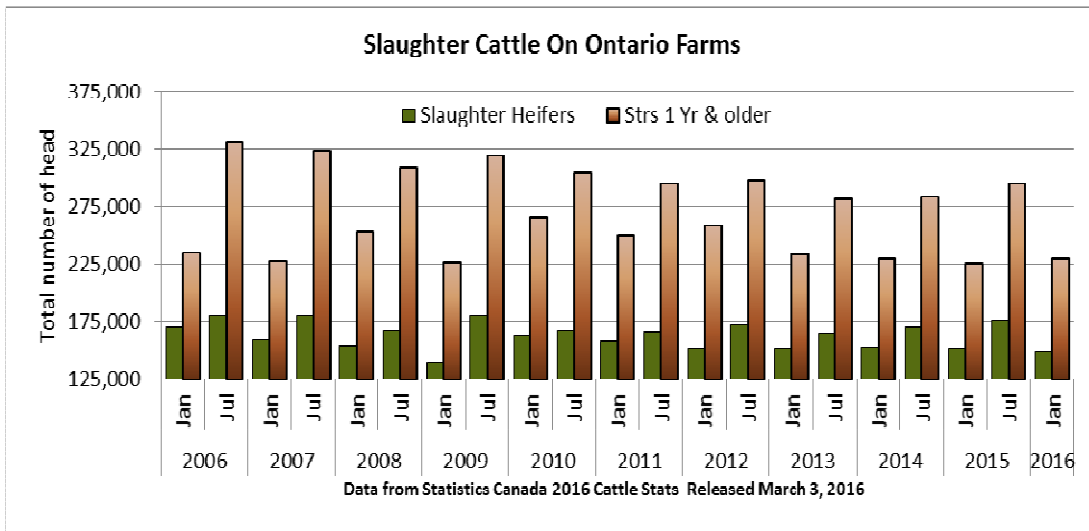
STOCKERS - Large and Medium Frame

STEERS	Volume	Price Range	Average	Top	Last Week Avg
1000+	505	180.98-203.17	190.35	206.50	192.71
900-999	354	184.75-206.13	198.45	224.00	202.65
800-899	220	191.51-212.26	205.00	225.00	207.40
700-799	363	195.44-228.97	217.22	241.00	218.30
600-699	325	206.50-252.64	231.11	271.00	240.59
500-599	290	219.86-279.06	254.37	296.00	251.48
400-499	98	222.25-275.66	253.56	315.00	266.86
-399	26	227.15-251.27	239.11	308.00	247.30

HEIFERS	Volume	Price Range	Average	Top	Last Week Avg
+900	143	160.43-185.17	175.24	198.00	177.89
800-899	113	175.05-192.84	185.63	205.00	188.67
700-799	187	186.15-208.91	199.99	220.00	190.69
600-699	295	188.88-229.79	214.23	236.75	207.65
500-599	244	191.76-232.68	215.92	256.99	225.50
400-499	112	200.59-252.26	226.93	291.00	231.86
300-399	14	213.32-232.75	223.30	290.00	239.04
-299	N/T	N/T	N/T	N/T	N/T

At **Kawartha Lakes Community Sale Barn: February 27, 2016** – 17 fed cattle, 58 cows, 8 bulls, 32 veal, 17 stockers

	Price Range	Average	Top
Fed steers, lg & med frame	136.00-170.19	165.39	170.19
Fed heifers, lg & med frame	130.00-166.50	155.40	166.50
Cows	59.99-116.99	96.89	116.99
Bulls over 1600 lbs	122.50-146.99	134.80	146.99
Veal +600 lbs	119.99-177.00	141.39	177.00
Veal under 125 lbs	160.00-279.99	242.89	279.99



Denfield Livestock Exchange Inc., March 1, 2016: 126 Fed Cattle, 22 Veal, 1 Bull, 74 Cows, 116 Drop Calves (\$/hd)

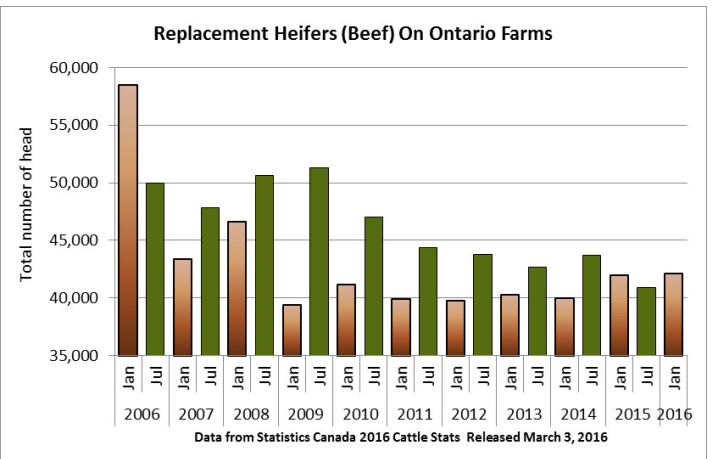
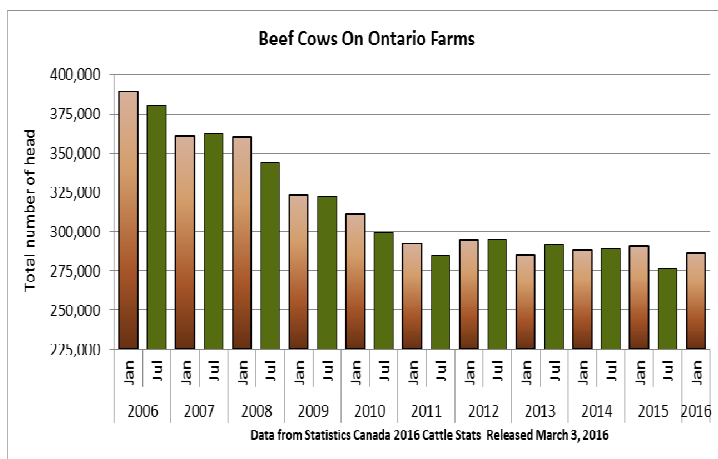
	Price Range	Top		Price Range	Top
Choice steers	170.00-175.00	178.00	Good beef cows	95.00-105.00	113.00
Good steers	165.00-170.00		Good Holstein cows	85.00-95.00	
Choice heifers	170.00-175.00	182.50	D1 & D2 Cows	80.00-85.00	
Good heifers	165.00-170.00		D3 & D4 Cows	70.00-80.00	
Good Holstein veal	150.00-160.00		Choice drop calves	\$325.00-\$400.00	\$700.00
Plain & heavy veal	140.00-150.00		Good drop calves	\$225.00-\$300.00	
Good beef bulls	130.00		Plain & Newborns	\$100.00-\$200.00	

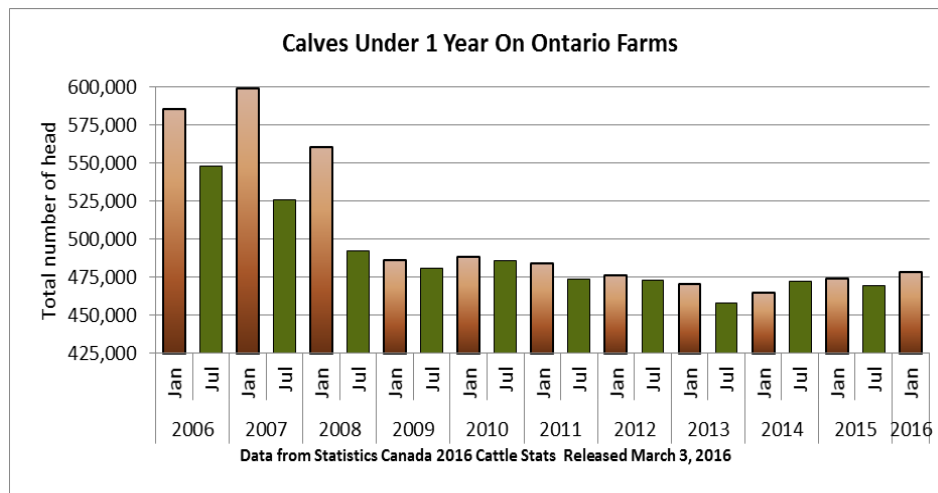
At Renfrew Pontiac Livestock Ltd., March 1, 2016: 19 Replacement Calves (\$/hd), 80 Cows, and 4 Bulls

	Price Range	Top
Replacement Calves	\$230.00-\$280.00	\$400.00
Cows D1 & D2	109.00-122.00	124.00
Cows D3	96.00-108.00	
Cows D4	80.00-95.00	
Bulls	121.00-133.00	

At Aylmer Stockyards Inc.: March 2, 2016– 35 Veal, 147 Cows, 2 Bulls, 8 Fed Cattle, 90 Replacement Calves, 12 Stockers

	Price Range	Avg.	Top
Fed Heifers, dairy & dairy cross	120.99-135.00	129.80	135.00
Cows	56.99-128.00	92.10	129.00
Veal over 600 lbs	121.99-162.00	149.39	225.99
Replacement Calves	\$250.00-\$400.00		\$450.00 / hd





ONTARIO STOCKER & FEEDER TRADE

Stocker sale at **Brussels Livestock: February 26, 2016 – 885** stockers

Steers	Price Range	Average	Top	Heifers	Price Range	Average	Top
1000+ lbs	171.00-189.00	182.00	189.00	+900 lbs	170.25-192.25	184.41	198.00
900-999	194.50-213.00	208.16	224.00	800-899	182.50-198.50	191.49	205.00
800-899	197.00-225.00	215.44	225.00	700-799	203.50-219.00	213.89	219.00
700-799	212.50-236.50	229.09	236.50	600-699	193.00-236.75	220.51	236.75
600-699	229.00-263.00	245.04	268.00	500-599	199.00-240.00	219.06	242.00
500-599	229.00-296.00	269.94	296.00	400-499	205.00-260.00	229.80	291.00
400-499	240.00-292.00	267.93	315.00				

Stocker sale at: **Temiskaming Livestock Sales: February 29, 2016 - 83** Stockers

Steers	Price Range	Average	Top	Heifers	Price Range	Average	Top
700-799	183.50-200.50	194.89	210.00		N/T		
600-699	136.00-214.00	173.73	230.00				
500-599	188.00-250.00	222.44	250.00				

Stocker sale at: **Community Livestock Exchange: March 1, 2016 - 130** Stockers

Steers	Price Range	Average	Top	Heifers	Price Range	Average	Top
700-799	114.99-225.49	184.49	225.49	600-699	170.99-227.00	207.79	227.00
600-699	169.99-250.00	210.59	250.00	500-599	160.00-235.00	210.00	235.00
500-599	177.49-270.00	236.29	270.00				
400-49	218.99-289.99	262.19	289.99				

Stocker sale at: **Keady Livestock Market: March 1, 2016 – 511** Stockers

Steers	Price Range	Average	Top	Heifers	Price Range	Average	Top
1000+	193.25-203.00	198.68	203.00	900+	187.00-13 hd		
900-999	181.00-205.25	198.32	205.25	800-899	178.00-190.00	186.42	190.00
800-899	213.50- 40 hd			700-799	180.00-190.00	186.47	190.00
700-799	217.50-232.00	225.61	232.00	600-699	186.00-211.00	201.00	211.00
500-599	257.00-275.00	264.20	275.00	500-599	218.00-236.00	222.50	236.00

Stocker sale at: **Renfrew Pontiac Livestock: March 1, 2016 - 265** Stockers

Steers	Price Range	Average	Top	Heifers	Price Range	Average	Top
900-999	175.00-194.99	186.29	194.99	700-799	185.00-212.99	204.49	212.99
800-899	178.00-217.49	205.50	217.49	600-699	182.49-233.99	218.90	233.99
700-799	177.49-238.49	223.49	238.49	500-599	200.00-252.49	231.80	252.49
600-699	160.00-262.99	235.19	262.99	400-499	200.00-245.00	232.60	245.00
500-599	228.50-277.49	251.79	277.49	300-399	150.00-235.00	193.30	235.00
400-499	254.00-287.99	270.41	287.99				
399-	235.00-264.99	252.40	264.99				

Stocker sale at **Ontario Livestock Exchange: March 2, 2016 - 458** Stockers

Steers	Price Range	Average	Top	Heifers	Price Range	Average	Top
1000+	176.00-206.50	187.97	206.50	800-899	N/T		
900-999	189.00-206.00	198.40	206.00	600-699			
800-899	185.00-191.00	186.82	191.00				

Stocker sale at: **Ontario Livestock Exchange, March 3, 2016 – 200** stockers

Steers	Price Range	Average	Top	Heifers	Price Range	Average	Top
800-899	182.50-202.50	192.40	202.50	600-699	185.00-197.50	186.89	212.00
700-799	185.00-215.00	206.80	215.00	500-599	175.00-215.00	208.61	215.00
600-699	205.00-241.00	220.48	241.00	400-499	140.00-207.50	194.38	207.50
500-599	222.50-253.00	241.39	253.00				
400-499	180.00-230.00	216.57	230.00				

Stocker sale at: **Ontario Stockyards Inc., March 3, 2016 – 649** stockers

Steers	Price Range	Average	Top	Heifers	Price Range	Average	Top
900-999	164.00-204.00	183.62	204.00	900+	140.00-168.00	151.12	173.00
800-899	180.00-206.00	197.46	215.50	800-899	160.00-194.00	177.62	194.50
700-799	198.00-226.00	210.77	241.00	700-799	189.00-220.00	207.28	220.00
600-699	222.50-251.00	233.25	253.00	600-699	187.00-235.00	215.14	235.00
500-599	215.00-264.00	240.65	286.00	500-599	181.00-222.00	207.63	240.50
400-499	235.00-270.00	253.49	270.00	400-499	197.50-272.00	230.25	272.00
399-	244.00-272.50	252.62	275.00	300-399	222.50-230.00	226.76	230.00

Stocker sale at: **Ottawa Livestock Exchange, March 3, 2016 – 138** stockers

Steers	Price Range	Average	Top	Heifers	Price Range	Average	Top
700-799	180.00-226.00	211.95	226.00	700-799	176.00-208.00	192.46	208.00
600-699	177.00-271.00	232.59	271.00	600-699	210.00-221.00	216.85	230.00
500-599	229.00-283.00	259.23	283.00	500-599	215.00-239.00	230.00	239.00
400-499	196.00-274.00	244.56	274.00				
300-399	180.00-245.00	220.00	245.00				

ONTARIO BRED COW SALES

Kawartha Lakes Community Sale Barn., February 27, 2016 – 54 Bred cows & Cow calf pairs (\$ per head)

	Exotic and Exotic X	British and British X
Top quality bred cows	\$2400-\$2900	\$2200-\$2500
Avg quality bred cows	\$1800-\$2300	\$1500-\$1800
Top quality cow/calf pairs	\$3000-\$3400	N/T
Avg quality cow/calf pairs	\$2000-\$2500	N/T

Bred cows continue to sell aggressively with good buyer interest.

ALBERTA DIRECT TRADE

Week Ending Thursday, March 3, 2016

Steers	Live	169.65	Flat rail	278.50-281.50
Heifers	Live	169.65	Flat rail	278.50-281.50

U.S. TRADE (U.S. funds)

Week Ending Thursday, March 3, 2016

Choice and Select Steers and Heifers:	Live	N/T
	Rail	N/T

QUEBEC ELECTRONIC AUCTION MARKET (F.O.B. THE FEEDLOT)

Price

Change from Last Week

Week Ending Thursday, March 3, 2016

280.00-283.00

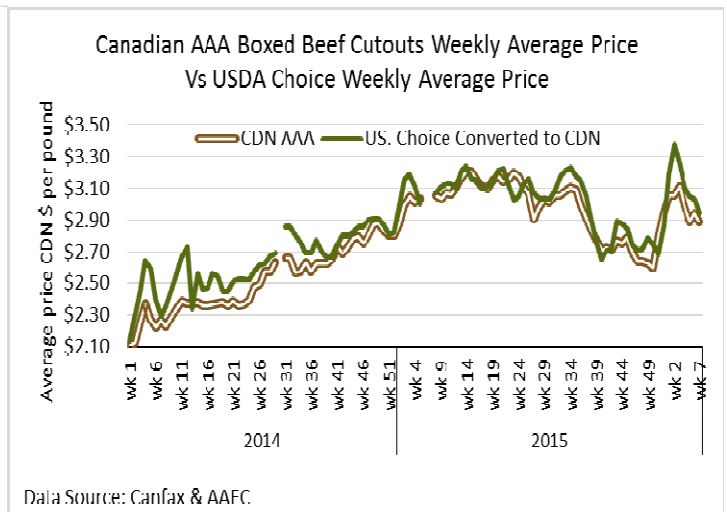
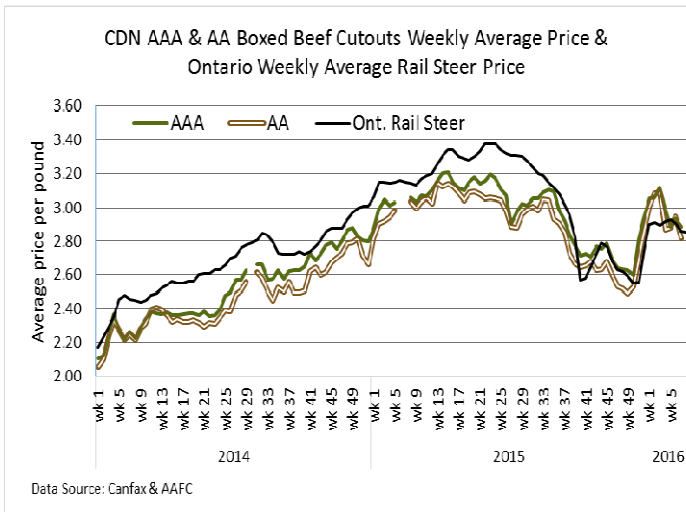
-0.57

LIVE CATTLE EXPORTS-ONTARIO

	Week ending Feb. 13, 2016	Week ending Feb. 6, 2016	Year to Date
Total live slaughter cattle exported from Ontario to the U.S.	4,548	4,301	25,451
Steers & Heifers	1,195	1,057	6,392
Cows	3,002	2,709	16,622
Bulls	351	535	2,437

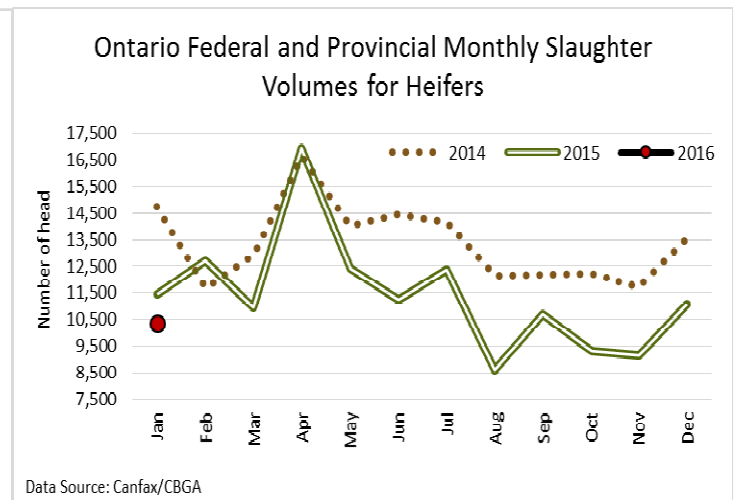
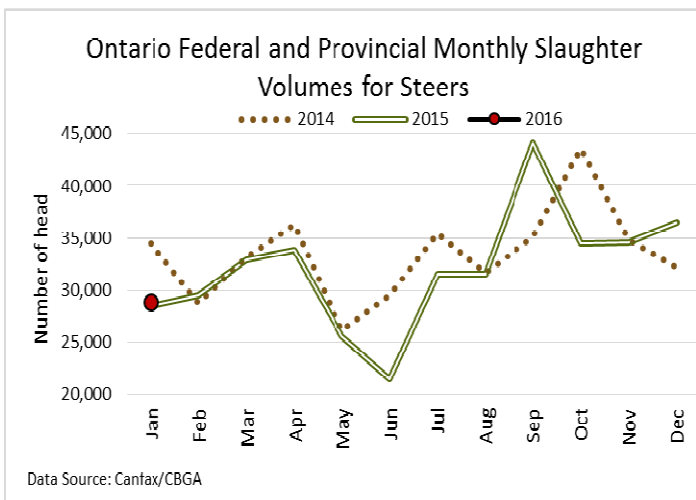
CANADIAN BOXED BEEF CUT-OUT VALUES

Week Ending	AAA	AA
February 19, 2016	2.8873	2.8172
February 12, 2016	2.9401	2.9513
February 5, 2016	2.8886	2.8804

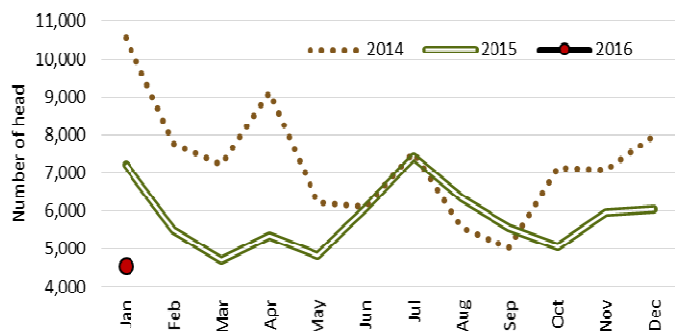


U.S. BOXED BEEF CUT-OUT VALUES (U.S. funds)

	Choice 600-900	Select 600-900
Current Five Day Average:	218.55	212.27

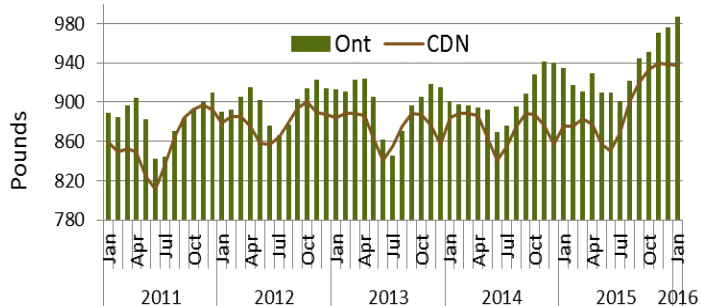


Ontario Federal and Provincial Monthly Slaughter Volumes for Cows



Data Source: Canfax/CBGA

Federally and Provincially Inspected Plants Steers Average Warm Carcass weight Monthly.



Data source: Canfax/CBGA

FEDERALLY INSPECTED CANADIAN KILL

	Week Ending Feb 27, 2016	# of hd Change (Week Ago)	YTD	% Change (Year Ago)
Grand Total	44,620	+3,739	369,774	-5%
Western Slaughter	32,947	+1,662	279,871	-6%
Eastern Slaughter	11,673	+2,077	89,903	-1%

AVERAGE CARCASS WEIGHTS – CANADA

	Steers	Heifers
Feb 27, 2016	943	851
Feb 20, 2016	943	864
Feb 28, 2015	882	802

USDA ESTIMATED CATTLE KILL

	Week Ending Mar 5, 2016	Previous Week	Year Ago
Grand Total	533,000	534,000	535,000

BEEF EXPORTS - CANADA

	United States Jan 1 – Dec 31' 15	Change from last year YTD	Mexico Jan 1 – Dec 31' 15	Change from 2014 YTD
Total	230,197 tonnes	+4% or up 8,193 tonnes	19,418 tonnes	-17% or down 3,968 tonnes

LIVE CATTLE - CANADA

IMPORTS		Import % change from 2014 YTD	EXPORTS		Export % change from 2015 YTD
Jan 1- Dec 31' 15			Jan 1- Feb 20' 16		
Pure bred	3,597	+24%	Slaughter steers & heifers	41,960	+65%
Non-pure bred	32,167	-23%	Feeder steers & heifers	10,375	-81%
			Cows & Bulls	39,861	-9%

BEEF PRODUCTION - CANADA

	Jan 1 – Feb 27' 16	Last Year Same Time	% Change	Change in tonnes YTD
Fed	121,298 tonnes	116,432 tonnes	+4%	+4,866 tonnes
Non-fed	27,137 tonnes	23,558 tonnes	+15%	+3,579 tonnes

BEEF IMPORTS - CANADA

	Jan 1 – Feb 27'16	Last Year Same Time	% Change	Change in tonnes YTD
United States	17,508 tonnes	18,270 tonnes	-4%	-762 tonnes
Non-NAFTA	13,246 tonnes	11,000 tonnes	+20%	+2,246 tonnes
Total	31,817 tonnes	29,414 tonnes	+8%	+2,403 tonnes

CHICAGO MERCANTILE EXCHANGE

Closing quotes on futures today were as follows:

Live Cattle			Feeder Cattle			Corn		Soybeans		Canadian \$				
\$/cwt US			\$/cwt US			\$/bu US		¢/bu						
Apr	136.35	+0.90	Mar	158.50	+0.90	Mar	3.544	+0.6	Mar	8.704	+14.2	Spot	75.02	+0.41
Jun	126.47	+0.85	Apr	158.22	+1.30	May	3.582	+1.6	May	8.784	+14.6	Mar	75.04	+0.44
Aug	121.92	+0.75	May	157.17	+1.27	Jul	3.634	+2.2	Jul	8.844	+14.2	Jun	75.05	+0.44
Oct	122.07	+0.82	Aug	157.07	+0.82	Sep	3.694	+2.4	Aug	8.866	+14.0	Sep	75.08	+0.44
Dec	121.52	+0.62	Sep	155.77	+1.12	Dec	3.780	+2.4	Sep	8.870	+13.2	Dec	75.11	+0.44
Feb	120.57	+0.65	Oct	153.65	+1.50	Mar	3.866	+2.4	Nov	8.910	+13.0	Mar	75.16	+0.45

Beef Farmers of Ontario, 130 Malcolm Road, Guelph, ON N1K 1B1 Phone: (519) 824-0334 Fax: (519) 824-1930 or email: markets@ontariobeef.com

ONTARIO STOCKER & FEEDER TRADE SPECIAL STOCKER SALES

5-Mar	2:00 PM	Kawartha Lakes Community Sale Barn	Bred Cow Sale
8-Mar	11:00 AM	Ontario Stockyards Inc	All Vaccinated Stocker Sale
18-Mar	11:00 AM	Community Livestock Exchange	Quinte Cattlemen's Stocker Sale
18-Mar	5:00 PM	Keady Livestock Market	Bred Cow Sale- Brian Gutcher - 28 cows, 1 bull.
23-Mar	11:00 AM	Kawartha Lakes Community Sale Barn	Peterborough County Cattlemen's/Victoria County Beef Farmers
26-Mar	10:00 AM	Brussels Livestock	Stocker Sale/Bred Cow Sale in lieu of Good Friday
30-Mar	2:00 PM	Vankleek Hill Livestock Exchange	Stocker Sale

Comments for the week ending March 3, 2016

Slightly higher receipts of fed cattle sold through auction markets this week at 544 head, up 67 from last week and 32 more than last year at this time. Fed steers sold from \$151.68-\$176.04 averaging \$167.37 up \$1.60 from last week and \$23.55 lower than last year at this time. Fed heifers traded from \$159.57-\$171.43 averaging \$166.37 down \$1.08 from last week and \$18.86 below year ago prices. Auction markets reported demand as selective to under pressure, with prices steady to barely steady on good quality, and barely steady to slightly lower on medium quality and second cut cattle. By Thursday the market was holding steady.

The Ontario railgrade market has continued fully steady since Tuesday February 12, 2016, at \$284.00-\$287.00 dressed for steers and \$283.00-\$286.00 for heifers, until Wednesday of this week, where the top end of the range dropped \$1.00. Prices are now sitting at \$284.00-\$286.00 dressed for steers and \$283.00-\$285.00 for heifers with delivery anytime over the next two weeks. This week's average prices were down \$0.25 from last week's average, and \$28.00 below this time last year.

There were 2,301 cull cows sold through auction markets this week, down 353 head from last week, but 549 more than the same time last year. Cull cows ranged from \$76.22-\$102.04 averaging \$88.85 down \$2.81 from last week and \$37.15 below last year at this time. Auction markets reported trade as active with prices barely steady to easier/lower, with just a couple of sales reporting steady to fully steady prices early in the week. By the end of the week the market was holding steady.

3,289 replacement cattle sold through auction markets this week up 83 from last week, but 39 less than the same time last year. Auction markets reported good quality as trading steady to barely steady, while medium quality and second cut cattle were barely steady to under pressure. By the end of this reporting period all weights and classes were softer to under pressure at easier prices. Actual average prices for this week saw steers 400-500 lbs down \$13.30 from last week, 500-600 lbs up \$2.89, 600-700 lbs down \$9.48, 700-800 lbs down \$1.08, 800-900 lbs down \$2.40, 900-1000 lbs down \$4.20 and steers over 1000 lbs averaged \$2.01 below last week on average. Heifers 300-400 lbs were down \$15.74 from last week on average (just 14 head sold), heifers 400-500 lbs were down \$4.93, 500-600 lbs down \$9.58, 600-700 lbs up \$6.58, 700-800 lbs up \$9.30, 800-900 lbs down \$3.04 and heifers over 900 lbs averaged \$2.65 below last week's weighted average price.

The Quebec Electronic Market this week ranged from \$280.00-\$283.00 dressed, down \$0.57 from last week on average.

The Alberta cash cattle trade has been unable to establish a price report the last two weeks due to extremely low sale volumes. Canfax reports that "many cattle have been carried over and marketing pressure is building. Delivery times are at the end of March to the first week of April." Canfax reported sales this week for both steers and heifers at \$169.65 live and \$278.50-\$281.50 dressed.

US cash cattle trade the week ending February 25th was moderate late Friday afternoon on a stronger market. Live sales ranged from \$131.00-\$137.00 with steers averaging \$136.02 up \$2.39 from the previous week, while heifers averaged \$136.27 live up \$3.50. Dressed deals traded from \$210.00-\$216.50 with steers averaging \$213.21 up \$3.39 from the previous week on average, while heifers averaged \$213.39 up \$3.36. (as reported by the USDA Mandatory Price Report). At time of reporting this week's market has been untested until this afternoon where a couple of deals in Iowa have surfaced at \$214.00 dressed, which is up \$2.00 from last week in that state. Elsewhere bids are at \$214.00 dressed which is up \$1.00 from last week on average and a few at \$135.00 live in the south, down \$1.00 from last week. However, at time of reporting trade is limited to Iowa, but is expected to develop in all other feeding states later this afternoon or possibly early evening.