



Weekly Market Information Report for the week ending Thursday, March 17, 2016

The following information is collected from various sources and disseminated by Beef Farmers of Ontario.

ONTARIO DIRECT TO PACKER RAILGRADE CATTLE TRADE

Prices are on a carcass weight basis before grade and weight discounts. Weekly Range:

| | |
|------------------------|---------------|
| A Grade Steers | 282.00-285.00 |
| A Grade Heifers | 281.00-284.00 |

ONTARIO LIVE CATTLE TRADE

Ontario auction sales this week saw weighted average price ranges for:

| FED CATTLE | Volume | Price Range | Average | Top | Last Week Avg |
|------------------------------------|---------------|--------------------|----------------|------------|----------------------|
| Large Frame Steers +1250 | 191 | 149.47-174.65 | 164.94 | 185.00 | 164.02 |
| Medium Frame Steers +1250 | 117 | 159.08-174.69 | 169.11 | 175.50 | 168.36 |
| Large & Medium Frame Steers +1250 | 308 | 152.63-174.83 | 165.97 | 185.00 | 168.67 |
| Large Frame Heifers +1000 | 205 | 148.05-172.25 | 163.99 | 184.00 | 165.80 |
| Medium Frame Heifers +1000 | 98 | 149.97-174.38 | 163.99 | 179.00 | 163.36 |
| Large & Medium Frame Heifers +1000 | 303 | 149.46-174.54 | 166.57 | 184.00 | 165.21 |
| Cows - All Weights | 2,473 | 72.86-98.05 | 84.99 | 147.00 | 87.91 |
| Bulls - All Weights | 83 | 111.70-132.64 | 122.21 | 154.00 | 124.14 |

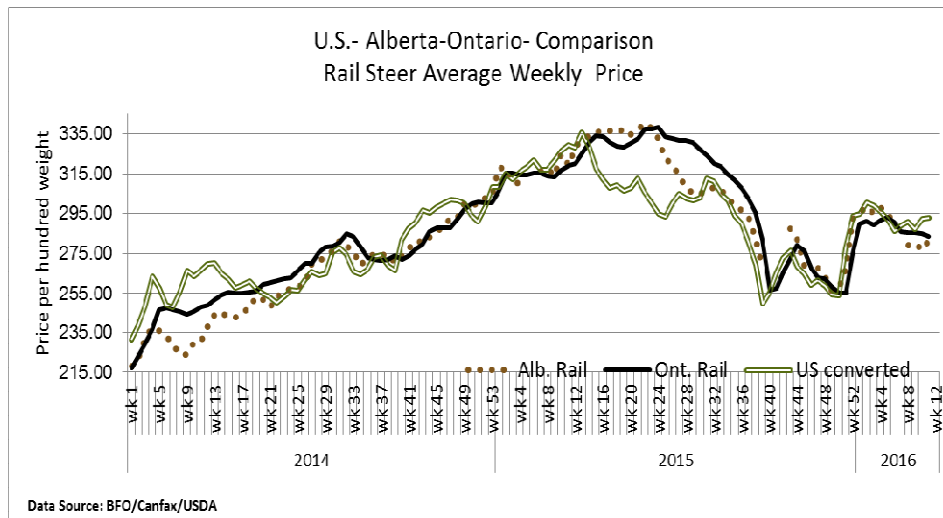
STOCKERS - Large and Medium Frame

| STEERS | Volume | Price Range | Average | Top | Last Week Avg |
|----------------|---------------|--------------------|----------------|------------|----------------------|
| 1000+ | 892 | 175.93-194.13 | 183.05 | 195.00 | 186.74 |
| 900-999 | 325 | 176.73-198.33 | 190.74 | 211.50 | 192.48 |
| 800-899 | 320 | 187.23-207.38 | 198.67 | 213.00 | 197.90 |
| 700-799 | 242 | 169.97-224.10 | 205.48 | 250.00 | 207.04 |
| 600-699 | 335 | 195.98-244.07 | 221.10 | 262.00 | 225.59 |
| 500-599 | 265 | 205.41-262.94 | 235.67 | 291.00 | 242.76 |
| 400-499 | 121 | 196.35-268.93 | 237.65 | 300.00 | 253.25 |
| -399 | 40 | 196.31-252.62 | 224.38 | 315.00 | 235.21 |

| HEIFERS | Volume | Price Range | Average | Top | Last Week Avg |
|----------------|---------------|--------------------|----------------|------------|----------------------|
| +900 | 130 | 155.41-177.07 | 166.03 | 187.00 | 170.31 |
| 800-899 | 110 | 168.63-189.60 | 180.64 | 196.00 | 185.06 |
| 700-799 | 255 | 172.65-202.71 | 188.98 | 306.00 | 199.01 |
| 600-699 | 219 | 173.53-217.38 | 198.21 | 231.00 | 204.16 |
| 500-599 | 207 | 179.04-230.34 | 208.83 | 245.00 | 207.92 |
| 400-499 | 91 | 200.62-243.51 | 224.42 | 265.00 | 231.90 |
| 300-399 | 10 | 228.50-248.80 | 238.03 | 300.00 | 214.23 |
| -299 | 5 | 298.00 | 298.00 | 420.00 | 142.76 |

At **Kawartha Lakes Community Sale Barn: March 12, 2016** –103 cows, 5 bulls, 57 veal, 52 stockers

| | Price Range | Average | Top |
|----------------------------|--------------------|----------------|------------|
| Cows | 55.00-123.99 | 91.50 | 123.99 |
| Bulls over 1600 lbs | 118.50-135.00 | 123.80 | 135.00 |
| Veal +600 lbs | 112.50-150.00 | 135.69 | 150.00 |
| Veal under 125 lbs | 150.00-300.00 | 235.00 | 442.79 |



Denfield Livestock Exchange Inc., March 15, 2016: 170 Fed Cattle, 23 Veal, 1 Bull, 99 Cows, 114 Drop Calves (\$/hd)

| | Price Range | Top | | Price Range | Top |
|-------------------------------|--------------------|------------|-----------------------------|--------------------|------------|
| Choice steers | 175.00-180.00 | 195.00 | Good beef cows | 95.00-105.00 | 113.00 |
| Good steers | 170.00-174.00 | | Good Holstein cows | 85.00-95.00 | 102.00 |
| Choice heifers | 174.00-178.00 | 181.00 | D1 & D2 Cows | 75.00-85.00 | |
| Good heifers | 170.00-174.00 | | D3 & D4 Cows | 60.00-70.00 | |
| Good Holstein veal | 140.00-150.00 | | Choice drop calves | \$350.00-\$450.00 | \$690.00 |
| Plain & heavy veal | 130.00-140.00 | | Good drop calves | \$250.00-\$350.00 | |
| Good beef bulls | 107.50 | | Plain & Newborns | \$00.00-\$200.00 | |

At Renfrew Pontiac Livestock Ltd., March 15, 2016: 13 Replacement Calves (\$/hd), 60 Cows, and 6 Bulls, 333 stockers

| | Price Range | Top |
|---------------------------|--------------------|------------|
| Replacement Calves | \$220.00-280.00 | \$400.00 |
| Cows D1 & D2 | 106.00-118.00 | |
| Cows D3 | 92.00-106.00 | |
| Cows D4 | 78.00-90.00 | |
| Bulls | 120.00-129.00 | |

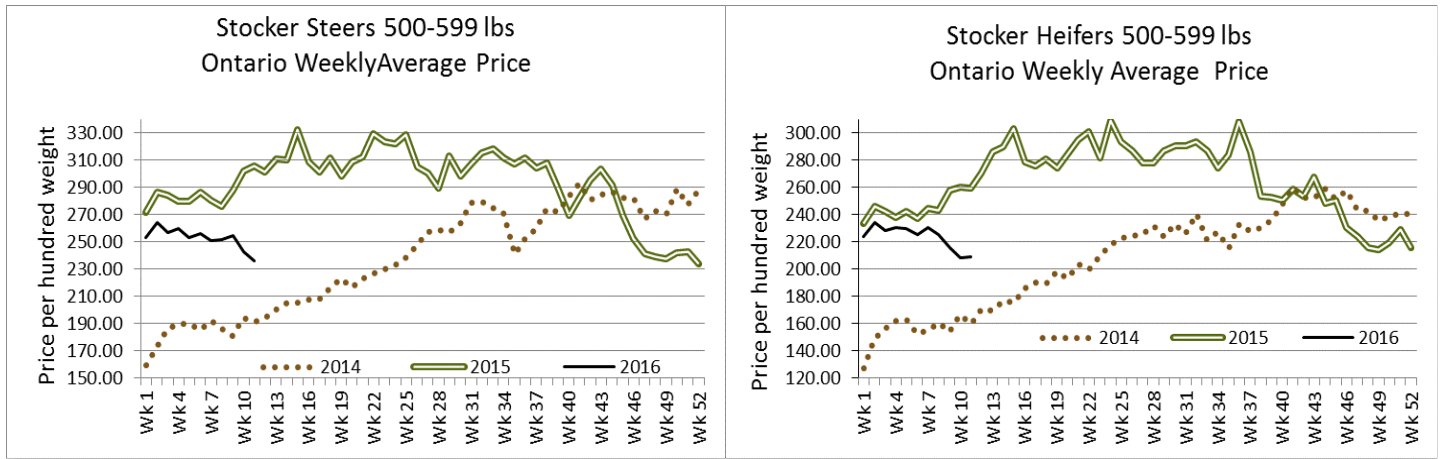
At Aylmer Stockyards Inc.: March 16, 2016– 37 Veal, 177 Cows, 2 Bulls, 17 Fed Cattle, 92 Replacement Calves, 9 Stockers

| | Price Range | Avg. | Top |
|---|----------------------|-------------|------------|
| Fed Heifers, dairy & dairy cross | 114.99-147.50 | 131.89 | 147.50 |
| Cows | 55.00-116.99 | 87.29 | 133.00 |
| Veal over 600 lbs | 127.00-169.99 | 142.19 | 169.99 |
| Replacement Calves | \$270.00-\$350.00/hd | | \$870.00 |

ONTARIO STOCKER & FEEDER TRADE

Stocker sale at **Brussels Livestock: March 3, 2016 – 929 stockers**

| Steers | Price Range | Average | Top | Heifers | Price Range | Average | Top |
|------------------|--------------------|----------------|------------|-----------------|--------------------|----------------|------------|
| 1000+ lbs | 132.25-191.50 | 165.21 | 193.25 | +900 lbs | 159.50-185.00 | 172.02 | 187.00 |
| 900-999 | 185.00-197.00 | 191.41 | 197.00 | 800-899 | 181.00-196.00 | 189.61 | 196.00 |
| 800-899 | 180.00-206.50 | 195.41 | 206.50 | 700-799 | 179.00-205.00 | 192.92 | 205.00 |
| 700-799 | 175.00-218.00 | 201.92 | 232.00 | 600-699 | 194.00-222.00 | 208.84 | 222.00 |
| 600-699 | 191.00-237.50 | 213.04 | 250.00 | 500-599 | 178.00-233.00 | 209.62 | 245.00 |
| 500-599 | 209.00-280.00 | 238.24 | 280.00 | 400-499 | 205.00-265.00 | 240.31 | 265.00 |
| 400-499 | 214.00-287.00 | 247.54 | 290.00 | | | | |
| 399- | 175.00-250.00 | 212.08 | 315.00 | | | | |



Stocker sale at: **Community Livestock Exchange: March 15, 2016 - 136 Stockers**

| Steers | Price Range | Average | Top | Heifers | Price Range | Average | Top |
|---------|---------------|---------|--------|---------|---------------|---------|--------|
| 700-799 | 119.00-205.00 | 160.80 | 205.00 | 500-599 | 132.50-229.50 | 193.00 | 229.50 |
| 600-699 | 150.00-240.49 | 215.09 | 240.49 | | | | |
| 500-599 | 162.50-248.00 | 221.40 | 248.00 | | | | |
| 400-499 | 130.00-255.00 | 206.20 | 255.00 | | | | |

Stocker sale at: **Keady Livestock Market: March 15, 2016 – 418 Stockers**

| Steers | Price Range | Average | Top | Heifers | Price Range | Average | Top |
|---------|---------------|---------|--------|---------|---------------|---------|--------|
| 1000+ | 188.50-192.50 | 189.93 | 192.50 | 800-899 | 176.00-181.00 | 178.22 | 181.00 |
| 900-999 | 193.00-211.50 | 204.03 | 211.50 | 700-799 | 184.00-202.75 | 197.69 | 202.75 |
| 800-899 | 205.00-213.00 | 208.76 | 213.00 | 600-699 | 172.50-217.00 | 201.45 | 217.00 |
| 700-799 | 232.50-250.00 | 245.95 | 250.00 | 500-599 | 235.00-241.00 | 239.00 | 241.00 |
| 600-699 | 203.00-250.00 | 234.50 | 253.00 | 400-499 | 230.00-250.00 | 236.50 | 250.00 |
| 500-599 | 255.00-257.00 | 256.23 | 267.50 | | | | |
| 400-499 | 230.00-295.00 | 259.38 | 295.00 | | | | |

Stocker sale at **Ontario Livestock Exchange: March 16, 2016 – 946 Stockers**

| Steers | Price Range | Average | Top | Heifers | Price Range | Average | Top |
|---------|---------------|---------|--------|---------|-------------|---------|-----|
| 1000+ | 178.00-195.00 | 184.07 | 195.00 | | N/T | | |
| 900-999 | 184.00-198.00 | 194.71 | 198.00 | | | | |
| 800-899 | 200.00-203.00 | 200.60 | 203.00 | | | | |

Stocker sale at: **Ontario Livestock Exchange, March 17, 2016 – 125 stockers**

| Steers | Price Range | Average | Top | Heifers | Price Range | Average | Top |
|---------|---------------|---------|--------|---------|---------------|---------|--------|
| 800-899 | 177.50-207.00 | 202.79 | 207.00 | 700-799 | 140.00-177.50 | 170.50 | 177.50 |
| 700-799 | 197.50-210.00 | 206.79 | 210.00 | 600-699 | 135.00-169.00 | 151.35 | 169.00 |
| 600-699 | 187.50-212.00 | 200.17 | 212.00 | 500-599 | 140.00-167.00 | 153.60 | 170.00 |
| 500-599 | 220.00-255.00 | 238.75 | 255.00 | 400-499 | 157.50-220.00 | 182.00 | 220.00 |
| 400-499 | 232.50-265.00 | 255.00 | 265.00 | | | | |

Stocker sale at: **Ontario Stockyards Inc., March 17, 2016 – 677 stockers**

| Steers | Price Range | Average | Top | Heifers | Price Range | Average | Top |
|---------|---------------|---------|--------|---------|---------------|---------|--------|
| 1000+ | 152.00-169.00 | 158.88 | 169.00 | 900+ | 129.00-144.00 | 137.99 | 144.00 |
| 900-999 | 131.00-190.00 | 168.09 | 190.00 | 800-899 | 134.00-179.50 | 161.44 | 179.50 |
| 800-899 | 179.50-208.50 | 194.16 | 208.50 | 700-799 | 157.00-198.75 | 174.76 | 198.75 |
| 700-799 | 158.00-234.50 | 209.96 | 248.00 | 600-699 | 161.00-231.00 | 203.55 | 231.00 |
| 600-699 | 220.00-262.00 | 238.32 | 262.00 | 500-599 | 192.50-240.00 | 221.00 | 240.00 |
| 500-599 | 217.00-264.00 | 245.73 | 291.00 | 400-499 | 190.00-229.00 | 210.73 | 235.00 |
| 400-499 | 230.00-270.00 | 253.86 | 300.00 | 300-399 | 172.50-274.00 | 220.14 | 274.00 |
| 399- | 197.50-215.00 | 205.04 | 250.00 | | | | |

Stocker sale at: **Ottawa Livestock Exchange, March 17, 2016 – 118** stockers

| Steers | Price Range | Average | Top | Heifers | Price Range | Average | Top |
|---------|---------------|---------|--------|---------|---------------|---------|--------|
| 700-799 | 182.00-221.00 | 205.80 | 221.00 | 700-799 | 166.00-195.00 | 177.00 | 195.00 |
| 600-699 | 146.00-262.00 | 209.00 | 262.00 | 600-699 | 161.00-195.00 | 177.15 | 214.00 |
| 500-599 | 122.00-268.00 | 202.62 | 268.00 | 500-599 | 146.00-218.00 | 177.67 | 228.00 |
| 400-499 | 107.00-228.00 | 171.40 | 243.00 | 400-499 | 160.00-216.00 | 195.75 | 216.00 |

ONTARIO BRED COW SALES

Kawartha Lakes Community Sale Barn., March 12, 2016 – 121 Bred cows, **45** Cow calf pairs (\$ per head)

| | Exotic and Exotic X | British and British X |
|----------------------------|---------------------|-----------------------|
| Top quality bred cows | \$2500-\$3100 | \$2200-\$2800 |
| Avg quality bred cows | \$1800-\$2400 | \$1500-\$1800 |
| Top quality cow/calf pairs | \$3000-\$3500 | N/T |
| Avg quality cow/calf pairs | \$2500-\$3000 | N/T |

An excellent offering of bred cows continued to sell actively with lots of buyer interest.

ALBERTA DIRECT TRADE

Week Ending Thursday, March 17, 2016

| | | | | |
|---------|------|-----|-----------|---------------|
| Steers | Live | N/T | Flat rail | 280.00-284.50 |
| Heifers | Live | N/T | Flat rail | 281.00-284.50 |

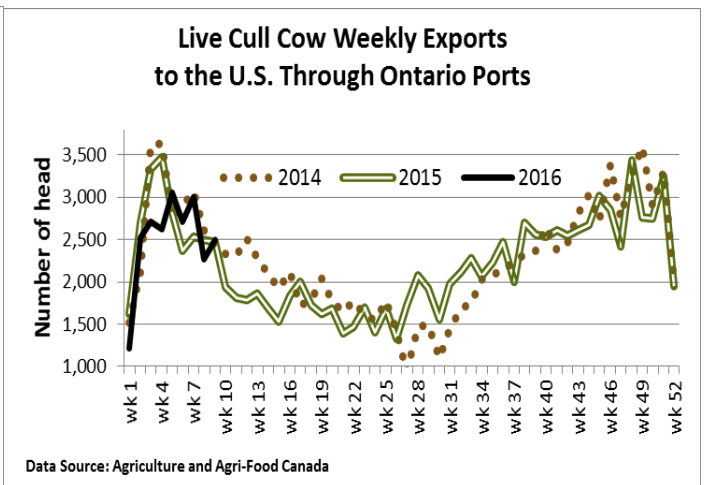
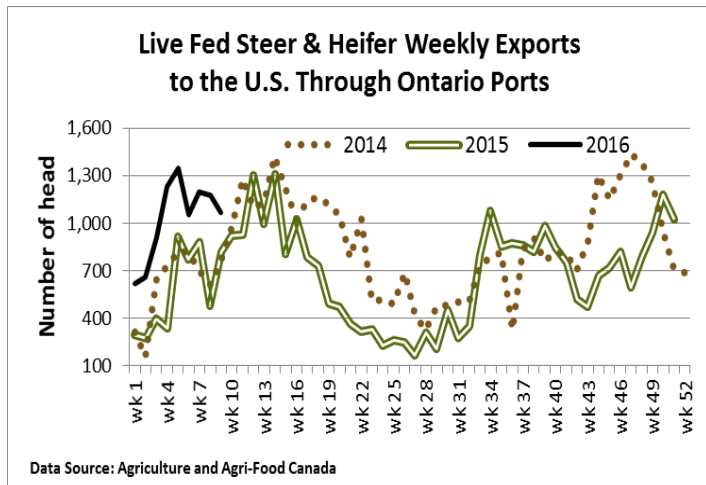
U.S. TRADE (U.S. funds)

Week Ending Thursday, March 17, 2016

| | | |
|---------------------------------------|------|-----|
| Choice and Select Steers and Heifers: | Live | N/T |
| | Rail | N/T |

QUEBEC ELECTRONIC AUCTION MARKET (F.O.B. THE FEEDLOT)

| | Price | Change from Last Week |
|--------------------------------------|---------------|-----------------------|
| Week Ending Thursday, March 17, 2016 | 280.00-281.75 | +0.31 |



LIVE CATTLE EXPORTS-ONTARIO

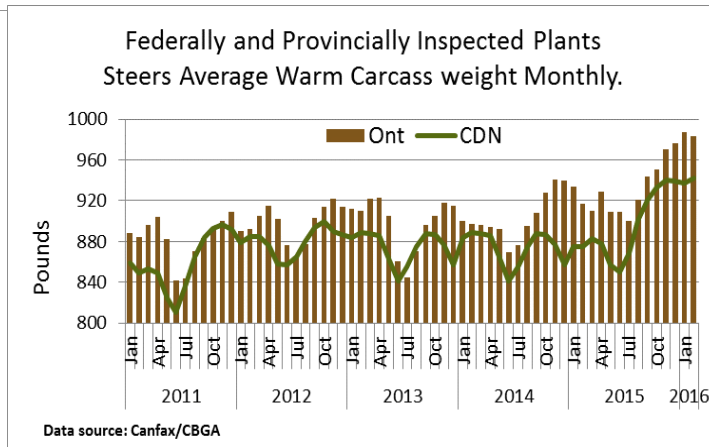
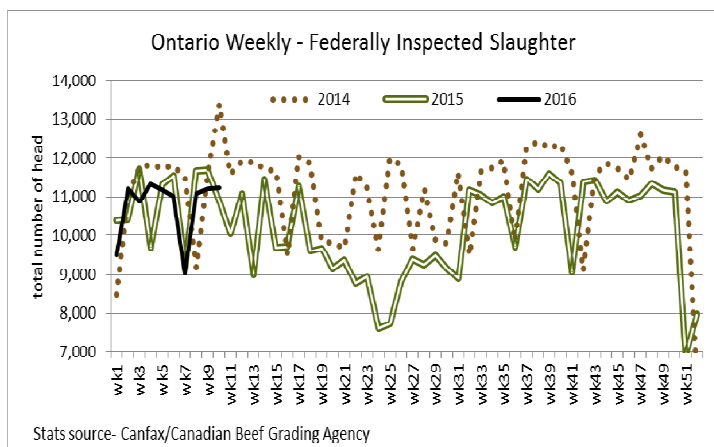
| | Week ending Feb. 27, 2016 | Week ending Feb. 20, 2016 | Year to Date |
|---|---------------------------|---------------------------|--------------|
| Total live slaughter cattle exported from Ontario to the U.S. | 4,068 | 3,904 | 33,423 |
| Steers & Heifers | 1,070 | 1,178 | 8,640 |
| Cows | 2,500 | 2,270 | 21,392 |
| Bulls | 498 | 456 | 3,391 |

CANADIAN BOXED BEEF CUT-OUT VALUES

| Week Ending | AAA | AA |
|-------------------|--------|--------|
| March 4, 2016 | 2.9284 | 2.7830 |
| February 26, 2016 | 2.9037 | 2.7641 |
| February 19, 2016 | 2.8873 | 2.8172 |

U.S. BOXED BEEF CUT-OUT VALUES (U.S. funds)

| | Choice 600-900 | Select 600-900 |
|---------------------------|-------------------|-------------------|
| Current Five Day Average: | 230.22 | 220.17 |



As of the week ending March 12, 2016 there were 107,686 cattle slaughtered in Ontario federally inspected plants, which is down 836 from the same time in 2015 and down 4,637 head from the same time in 2014. Carcass weights in Ontario averaged 983 lbs in February 2016, down 4 lbs from January 2016, but 66 lbs heavier than February 2015. Canadian carcass weights in February 2016 increased 5 lbs from January 2016 to 942 lbs, and February 2016 Canadian carcass weights are 67 lbs heavier than February 2015.

FEDERALLY INSPECTED CANADIAN KILL

| | Week Ending Mar 12, 2016 | # of hd Change (Week Ago) | YTD | % Change (Year Ago) |
|-------------------|-----------------------------|------------------------------|---------|------------------------|
| Grand Total | 47,695 | -933 | 466,097 | -4% |
| Western Slaughter | 35,839 | -984 | 352,533 | -5% |
| Eastern Slaughter | 11,856 | +51 | 113,564 | -1% |

AVERAGE CARCASS WEIGHTS – CANADA

| | Steers | Heifers |
|--------------|--------|---------|
| Mar 12, 2016 | 937 | 853 |
| Mar 5, 2016 | 939 | 855 |
| Mar 14, 2015 | 886 | 818 |

USDA ESTIMATED CATTLE KILL

| | Week Ending Mar 19, 2016 | Previous Week | Year Ago |
|-------------|-----------------------------|---------------|----------|
| Grand Total | 545,000 | 536,000 | 520,000 |

BEEF EXPORTS - CANADA

| | United States Jan 1 – Jan 31 | Change from last year YTD | Mexico Jan 1– Jan 31 | Change from 2015 YTD |
|-------|---------------------------------|---------------------------|-------------------------|---------------------------|
| Total | 20,045 tonnes | +7% or up 1,319 tonnes | 840 tonnes | -61% or down 1,319 tonnes |

LIVE CATTLE - CANADA

| IMPORTS | | | Import % change from 2015 YTD | EXPORTS | | Export % change from 2015 YTD |
|---------------|-------|--|----------------------------------|----------------------------|--------|----------------------------------|
| Jan 1- Jan 31 | | | | Jan 1- Mar 5 | | |
| Pure bred | 262 | | +117% | Slaughter steers & heifers | 54,743 | +58% |
| Non-pure bred | 1,595 | | -21% | Feeder steers & heifers | 24,539 | -68% |
| | | | | Cows & Bulls | 49,823 | -11% |

BEEF PRODUCTION - CANADA

| | Jan 1 – Mar 12 | Last Year Same Time | % Change | Change in tonnes YTD |
|---------|----------------|---------------------|----------|----------------------|
| Fed | 153,277 tonnes | 149,833 tonnes | +2% | +3,444 tonnes |
| Non-fed | 33,982 tonnes | 29,324 tonnes | +16% | +4,658 tonnes |

BEEF IMPORTS - CANADA

| | Jan 1 – Mar 12 | Last Year Same Time | % Change | Change in tonnes YTD |
|---------------|----------------|---------------------|----------|----------------------|
| United States | 21,877 tonnes | 22,719 tonnes | -4% | -842 tonnes |
| Non-NAFTA | 15,948 tonnes | 13,301 tonnes | +20% | +2,647 tonnes |
| Total | 39,158 tonnes | 36,228 tonnes | +8% | +2,930 tonnes |

CHICAGO MERCANTILE EXCHANGE

Closing quotes on futures today were as follows:

| Live Cattle | | | Feeder Cattle | | | Corn | | Soybeans | | Canadian \$ | | | | |
|-------------|--------|-------|---------------|--------|-------|------------|-------|----------|-------------|-------------|------|-------------|-------|-------|
| \$/cwt US | | | \$/cwt US | | | \$/bu US | | ¢/bu | | | | | | |
| Apr | 139.82 | -1.32 | Mar | 163.22 | -0.50 | May | 3.670 | -1.4 | May | 8.974 | -0.2 | Spot | 76.75 | -0.22 |
| Jun | 129.10 | -1.60 | Apr | 162.20 | -2.97 | Jul | 3.716 | -1.2 | July | 9.042 | +0.2 | Jun | 76.75 | -0.22 |
| Aug | 123.32 | -1.50 | May | 160.70 | -3.85 | Sep | 3.766 | -1.4 | Aug | 9.064 | +0.2 | Sep | 76.77 | -0.22 |
| Oct | 122.12 | -1.52 | Aug | 159.55 | -3.37 | Dec | 3.854 | -1.6 | Sep | 9.062 | +0.0 | Dec | 76.81 | -0.22 |
| Dec | 121.85 | -1.32 | Sep | 157.75 | -3.42 | Mar | 3.940 | -2.0 | Nov | 9.096 | +0.4 | Mar | 76.85 | -0.23 |
| Feb | 120.95 | -1.22 | Oct | 155.15 | -3.65 | May | 3.984 | -2.0 | Jan | 9.140 | +0.4 | Jun | 76.91 | -0.24 |

Beef Farmers of Ontario, 130 Malcolm Road, Guelph, ON N1K 1B1 Phone: (519) 824-0334 Fax: (519) 824-1930 or email: markets@ontariobeef.com

OBCFPP LICENCE CHANGES

Now Licenced: Country Dealer

Henry Martin Jansen, H & A Livestock, 773474 Hwy 59, Norwich, ON N0J 1P0 519-532-5991

ONTARIO STOCKER & FEEDER TRADE SPECIAL STOCKER SALES

| | | | |
|--------|----------|------------------------------------|--|
| 23-Mar | 11:00 AM | Kawartha Lakes Community Sale Barn | Peterborough County Cattlemen's/Victoria County Beef Farmers |
| 26-Mar | 10:00 AM | Brussels Livestock | Stocker Sale/Bred Cow Sale in lieu of Good Friday |
| 30-Mar | 2:00 PM | Vankleek Hill Livestock Exchange | Stocker Sale |
| 1-Apr | 7:00 PM | Ontario Stockyards Inc | Bred Cow Sale |
| 2-Apr | 11:00 AM | Denfield Livestock Exchange | Spring Stocker and Bred Cow Sale |
| 12-Apr | 11:00 AM | Ontario Stockyards Inc | Spring All Vaccinated Stocker Sale |
| 13-Apr | 11:00 AM | Kawartha Lakes Community Sale Barn | Stocker Sale |
| 16-Apr | 11:00 AM | Denfield Livestock Exchange | Spring Stocker & Bred Cow, Cow/Calf Pair Sale |

Comments for the week ending March 17, 2016

There were 611 fed steers and heifers sold through Ontario auction markets this week down 82 head from last week, but 49 more than the same time last year. Fed steers traded from \$152.63-\$174.83 averaging \$165.97 down \$2.70 from last week and \$30.17 below year ago prices. Fed heifers sold from \$149.46-\$174.54 averaging \$166.57 up \$1.36 from last week and \$26.96 lower than this time last year. Auction market reports started out this reporting period as strong with prices \$1.00-\$2.00 higher. As the week progressed the market was active with extra fancy, top quality cattle trading \$2.00-\$3.00 higher, while all other classes sold mostly steady to selectively.

The Ontario railgrade market dropped \$2.00 on the bottom end of the range and \$1.00 off the top last Friday with sales now from \$282.00-\$285.00 dressed for steers and \$281.00-\$284.00 for heifers and held at these prices for the entire trading period. Delivery of these cattle were anywhere from this week to the first week in April. This week's average price is \$1.50 lower than last week and \$36.75 below last year at this time.

The Canadian Boxed Beef Report for the week ending March 11th, released by Kevin Grier, notes that "Distributors are buying as needed and not willing to take any position except on the odd end cut if they are able to convince customers of value. Sitting and waiting is the main action. Buyers are looking increasingly to bone-in loin product in order to find value. Top Butts and Sirloin tips are also seeing increased interest given perceived value proposition. Canadian beef features were very poor this week, in fact this week was one of the worst on record for beef features across the country, particularly in the east."

2,473 cull cows sold through auction markets this week which is 202 less than last week and 668 more than this time last year. Cull cows sold from \$72.86-\$98.05 with a weekly weighted average price of \$84.99 down \$2.92 from last week and \$38.19 below last year at this time. Auction markets reported trade as active with prices starting out as steady to selective. As the week progressed the market was softer to under pressure, with dairy breeds down \$2.00-\$4.00 and beef breeds barely steady to lower.

A lighter offering of 3,567 replacement cattle sold through auction markets this week down 789 from the previous week and 866 below last year at this time. Auction market reports, the first half of this reporting period, saw steady prices. By midweek, light weights were \$5.00 higher while heavier cattle were easier. As the week progressed the market was under pressure with prices anywhere from \$2.00-\$3.00 lower on the heavier cattle, and \$5.00-\$10.00 lower in spots on all weights. The week ended with good quality grass weights trading steady and heavier and plainer types under pressure. Actual average prices this week for steers 400-500 lbs was off by \$15.60, 500-600 lbs down \$7.09, 600-700 lbs down \$4.49, 700-800 lbs down \$1.56, 800-900 lbs up \$0.77, 900-1000 lbs down \$1.74 and steers over 1000 lbs averaged \$3.69 below last week's price on average. Heifers 300-400 lbs averaged \$23.80 more than last week (only 10 head sold), 400-500 lb heifers were down \$7.48, 500-600 lbs up \$0.91, 600-700 lbs down \$5.95, 700-800 lbs down \$10.03, 800-900 lbs down \$4.42 and heifers over 900 lbs averaged \$4.28 below last week on average.

The Quebec Electronic Market this week ranged from \$280.00-\$281.75 dressed, up \$0.31 from last week on average.

Canfax reports that the Alberta cash cattle trade saw dressed steers selling from \$280.00-\$284.50 with no sales last week to compare to. Heifers sold from \$281.00-\$284.50 dressed up \$4.75 from last week's light trade, on average.

The U.S. cash cattle trade the week ending March 10th was stronger than the previous week, with active to moderate trade late Friday afternoon and early Saturday morning. Live trade ranged from \$133.00-\$140.00 live with steers averaging \$137.93 up \$2.17 from the previous week, while heifers averaged \$137.81 up \$2.28. On the rail steers and heifers sold from \$214.00-\$220.00 dressed with steers averaging \$219.92 up \$6.02 from the previous week, while heifers averaged \$219.51 up \$5.53 on average. (Prices from the USDA Mandatory Price Report) At time of reporting, Friday afternoon, light trade is reported in parts of the south at \$139.00-\$140.00 live up \$1.00-\$2.00 from last week, while northern sales are up \$3.00 at \$223.00 dressed. Asking prices are sitting at \$142.00-\$143.00 live in the south and \$224.00-\$225.00 dressed in the north. Business is expected to continue throughout the afternoon.