



Weekly Market Information Report for the week ending Wednesday, March 23, 2016

The following information is collected from various sources and disseminated by Beef Farmers of Ontario.

****Please note that volumes are light this week due to the Good Friday Holiday. This report runs from last Friday until Wednesday of this week, instead of Friday to Thursday****

ONTARIO DIRECT TO PACKER RAILGRADE CATTLE TRADE

Prices are on a carcass weight basis before grade and weight discounts. Weekly Range:

A Grade Steers	282.00-285.00
A Grade Heifers	281.00-284.00

ONTARIO LIVE CATTLE TRADE

Ontario auction sales this week saw weighted average price ranges for:

FED CATTLE	Volume	Price Range	Average	Top	Last Week Avg
Large Frame Steers +1250	34	146.41-187.40	171.43	191.25	164.94
Medium Frame Steers +1250	59	158.67-169.53	164.14	174.50	169.11
Large & Medium Frame Steers +1250	93	156.05-183.42	166.71	191.25	165.97
Large Frame Heifers +1000	99	160.36-175.17	168.51	184.50	163.99
Medium Frame Heifers +1000	107	158.37-173.41	165.20	189.50	163.99
Large & Medium Frame Heifers +1000	206	158.50-174.30	166.69	189.50	166.57
Cows - All Weights	1,640	69.92-97.27	84.42	147.00	84.99
Bulls - All Weights	68	107.83-127.88	118.17	157.00	122.21

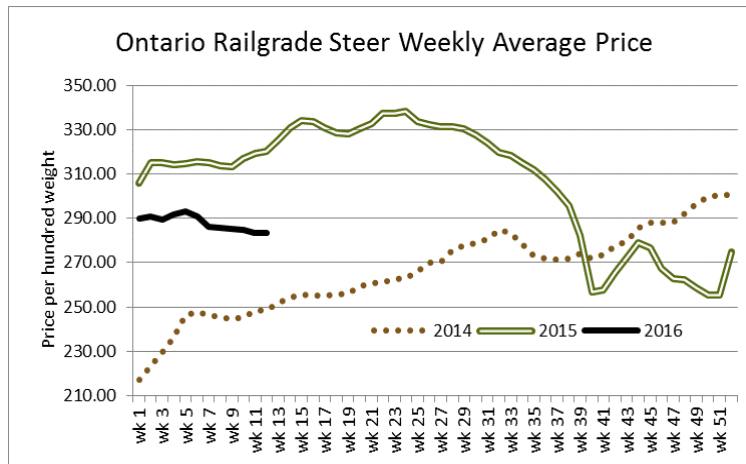
STOCKERS - Large and Medium Frame

STEERS	Volume	Price Range	Average	Top	Last Week Avg
1000+	477	172.44-192.16	180.06	200.00	183.05
900-999	309	172.41-196.30	185.65	208.50	190.74
800-899	282	152.31-201.83	187.59	214.00	198.67
700-799	494	157.91-227.85	204.27	247.00	205.48
600-699	406	158.97-245.93	216.86	262.00	221.10
500-599	324	183.48-259.49	229.86	279.99	235.67
400-499	96	185.65-277.39	242.03	300.99	237.65
-399	20	167.15-231.15	189.93	290.00	224.38

HEIFERS	Volume	Price Range	Average	Top	Last Week Avg
+900	354	152.15-167.38	162.08	194.14	166.03
800-899	179	152.15-184.89	174.83	204.00	180.64
700-799	347	153.56-202.04	182.13	208.00	188.98
600-699	464	157.22-215.53	191.63	230.00	198.21
500-599	272	173.38-234.45	212.45	248.00	208.83
400-499	80	166.24-239.82	211.92	265.00	224.42
300-399	16	171.49-202.12	189.24	243.00	238.03
-299	1	280.00			298.00

At **Kawartha Lakes Community Sale Barn: March 12, 2016** –57 cows, 5 bulls, 34veal, 61 stockers

	Price Range	Average	Top
Cows	61.99-107.00	86.49	107.00
Bulls over 1600 lbs	125.49-134.00	129.40	134.00
Bulls under 1600 lbs	145.90-157.00	151.20	157.00
Veal +600 lbs	113.99-139.99	130.60	139.99
Veal 126-300 lbs	200.00-310.00	248.70	310.00
Veal under 125 lbs	194.99-370.00	277.80	500.00



Denfield Livestock Exchange Inc., March 22, 2016: 130 Fed Cattle, 22 Veal, 8 Bulls, 77 Cows, 123 Drop Calves (\$/hd)

	Price Range	Top		Price Range	Top
Choice steers	175.00-180.00	182.00	Good beef cows	90.00-105.00	119.00
Good steers	170.00-175.00		Good Holstein cows	85.00-95.00	
Choice heifers	173.00-177.00	184.75	D1 & D2 Cows	80.00-90.00	
Good heifers	167.00-172.00		D3 & D4 Cows	65.00-75.00	
Good Holstein veal	135.00-145.00		Choice drop calves	\$350.00-\$450.00	
Plain & heavy veal	125.00-135.00		Good drop calves	\$250.00-\$350.00	
Good beef bulls	120.00-140.00		Plain & Newborns	\$100.00-\$200.00	

At Renfrew Pontiac Livestock Ltd., March 22, 2016: 16 Replacement Calves (\$/hd), 42 Cows, and 9 Bulls

	Price Range	Top
Replacement Calves	\$220.00-\$260.00	\$320.00
Cows D1 & D2	105.00-117.00	120.00
Cows D3	89.00-104.00	
Cows D4	76.00-88.00	
Bulls	119.00-127.00	132.00

At Aylmer Stockyards Inc.: March 23, 2016– 22 Veal, 187 Cows, 2 Bulls, 23 Fed Cattle, 73 Replacement Calves, 40 Stockers

	Price Range	Avg.	Top
Fed Steers, all lg & med frame 1250+	160.00-170.50	165.10	170.50
Fed Heifers, all lg & med frame 1000+	150.49-162.50	157.89	162.50
Fed Heifers, dairy & dairy cross	94.99-134.00	125.80	134.00
Cows	55.0-108.00	87.60	134.49
Veal over 600 lbs	100.00-176.00	138.39	176.00
Replacement Calves	\$290.00-\$375.00/hd		\$570.00/hd

ONTARIO STOCKER & FEEDER TRADE

Stocker sale at **Brussels Livestock: March 18, 2016 – 1,468 stockers**

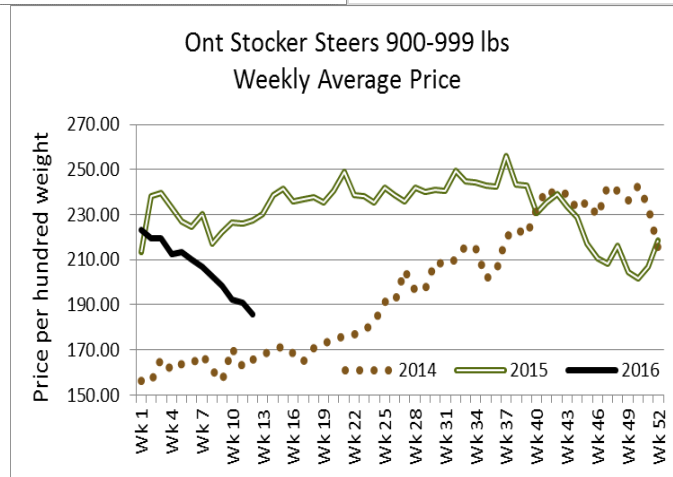
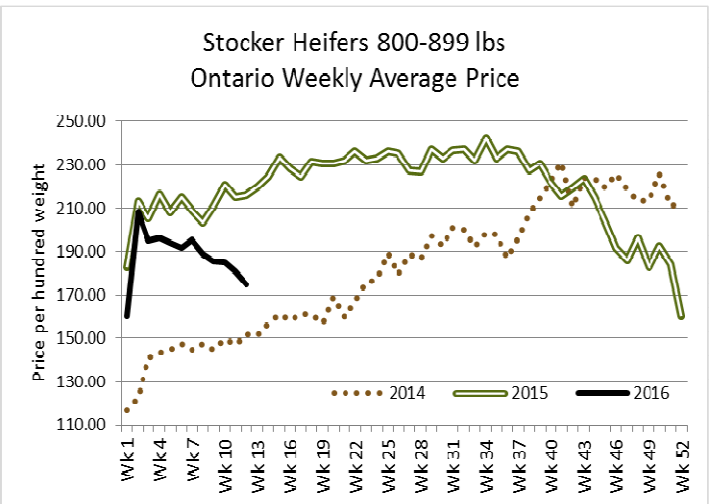
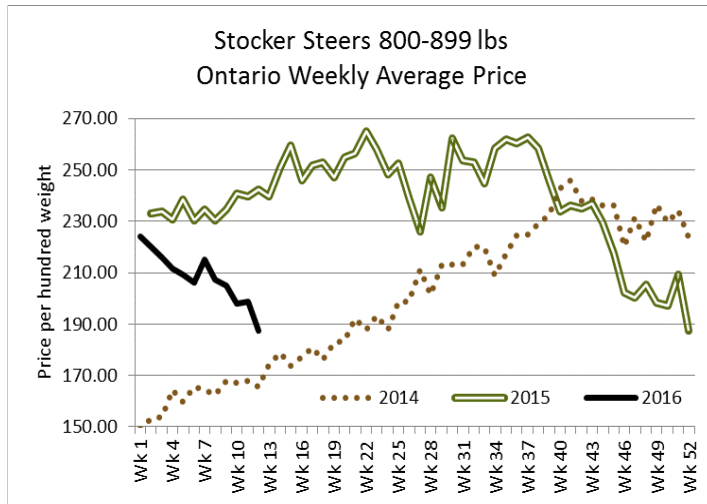
Steers	Price Range	Average	Top	Heifers	Price Range	Average	Top
1000+ lbs	161.00-183.00	170.60	190.50	+900 lbs	155.00-169.50	164.54	183.50
900-999	174.00-193.00	183.34	194.00	800-899	160.00-184.00	175.11	200.00
800-899	171.00-207.00	193.83	207.00	700-799	171.00-200.00	188.93	200.00
700-799	183.00-232.50	215.77	235.00	600-699	162.00-212.50	191.21	230.00
600-699	190.00-240.00	216.71	240.00	500-599	195.00-235.00	220.81	240.00
500-599	212.00-256.00	232.43	256.00	400-499	175.00-265.00	234.43	265.00
400-499	212.00-288.00	256.03	297.00				
399-	90.00-290.00	190.00	290.00				

Stocker sale at: **Community Livestock Exchange: March 22, 2016 - 92 Stockers**

Steers	Price Range	Average	Top	Heifers	Price Range	Average	Top
700-799	133.00-197.50	161.00	197.50	600-699	162.00-214.00	183.50	214.00
600-699	141.00-221.00	191.20	221.00	500-599	157.50-231.00	192.30	231.00
500-599	172.50-252.50	215.00	252.50	400-499	182.50-220.00	208.90	220.00
400-499	220.00-248.00	234.60	248.00				

Stocker sale at: **Keady Livestock Market: March 22, 2016 - 224 Stockers**

Steers	Price Range	Average	Top	Heifers	Price Range	Average	Top
1000+	158.00-169.00	163.50	169.00	700-799	183.00-194.00	189.48	194.00
700-799	232.50-247.00	238.12	247.50	600-699	193.00-208.00	194.77	215.00
600-699	235.00-242.50	240.50	242.50	500-599	205.00-248.00	238.40	248.00
500-599	262.50-275.00	268.15	275.00	400-499	232.50-255.00	248.18	255.00



Stocker sale at: **Renfrew Pontiac Livestock: March 22, 2016 - 343 Stockers**

Steers	Price Range	Average	Top	Heifers	Price Range	Average	Top
1000+	142.50-180.49	171.70	180.49	800-899	160.00-188.99	183.89	188.99
800-899	139.99-192.50	184.40	192.50	700-799	114.99-192.99	166.50	192.99
700-799	112.50-220.00	176.20	220.00	600-699	175.00-212.00	194.19	212.00
600-699	150.00-249.00	224.59	249.00	500-599	152.49-217.49	193.50	217.49
500-599	175.00-252.49	236.90	252.49	400-499	137.50-207.50	176.60	207.50
400-499	155.00-264.00	236.79	264.00	300-399			

Stocker sale at **Ontario Livestock Exchange: March 23, 2016 – 418 Stockers**

Steers	Price Range	Average	Top	Heifers	Price Range	Average	Top
1000+	183.25-200.00	186.95	200.00		N/T		
900-999	190.00-208.50	194.71	208.50				
800-899	182.00-214.00	206.43	214.00				

ONTARIO STOCKER & FEEDER TRADE SPECIAL SALES

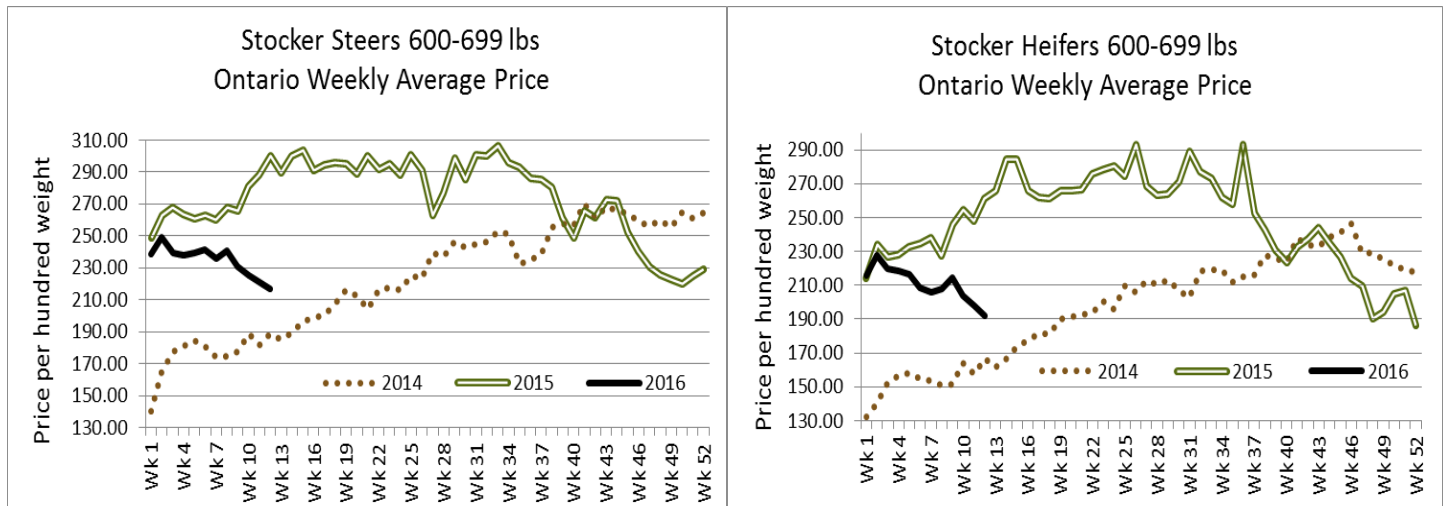
Stocker sale at **Community Livestock Exchange: March 18, 2016 – 850 stockers-Quinte Cattlemen’s Assoc. Sale**

Steers	Price Range	Average	Top	Heifers	Price Range	Average	Top
1000+ lbs	117.00-177.00	171.00	177.00	+900 lbs	106.00-115.50	113.19	115.50
900-999	133.00-186.00	173.80	186.00	800-899	126.00-189.00	168.70	189.00
800-899	132.50-199.00	178.40	199.00	700-799	135.00-208.00	175.80	208.00
700-799	128.00-219.00	194.60	219.00	600-699	140.00-223.00	188.00	223.00
600-699	165.00-237.50	213.20	237.50	500-599	152.50-238.00	210.40	238.00
500-599	140.00-260.00	227.50	260.00	400-499	120.00-238.00	196.10	238.00
400-499	172.50-272.50	241.20	272.50				

Stocker sale at **Kawartha Lakes Community Sale Barn, March 23, 2016: 576 stockers**

Steers	Price Range	Average	Top	Heifers	Price Range	Average	Top
1000+	147.50-172.99	161.89	172.99	800-899	132.49-184.49	173.19	184.49
900-999	177.00-180.00	178.60	180.00	700-799	167.50-205.50	190.59	205.50
800-899	152.49-210.99	196.39	210.99	600-699	150.00-220.00	200.40	220.00
700-799	152.49-241.99	208.09	241.99	500-599	164.99-241.99	213.79	241.99
600-699	135.00-262.00	220.69	262.00	400-499	110.00-210.99	162.29	250.00
500-599	139.99-279.99	223.09	279.99				
400-499	150.00-300.99	242.70	300.99				

Peterborough County Cattlemen’s/Victoria County Beef Farmers- Special Stocker Sale. Good quality sold actively with 2nd cut cattle selling under pressure.



ONTARIO BRED COW SALES

Keady Livestock Market., March 18, 2016 – 220 Bred cows, 8 Cow calf pairs (\$ per head)

	Exotic and Exotic X	British and British X
Top quality bred cows	\$2500-\$3050	\$2200-\$2600
Avg quality bred cows	\$1800-\$2580	\$1700-\$2100
Top quality cow/calf pairs	\$2600-\$3050	N/T
Avg quality cow/calf pairs	N/T	N/T

A well-attended sale with good interest in good quality vaccinated cows.

ALBERTA DIRECT TRADE

Week Ending Thursday, March 23, 2016

Steers	Live	N/T	Flat rail	N/T
Heifers	Live	N/T	Flat rail	N/T

U.S. TRADE (U.S. funds)

Week Ending Thursday, March 23, 2016

Choice and Select Steers and Heifers:	Live	N/T
	Rail	216.00-218.00

QUEBEC ELECTRONIC AUCTION MARKET (F.O.B. THE FEEDLOT)

	Price	Change from Last Week
Week Ending Thursday, March 23, 2016	297.75-282.00	-0.75

LIVE CATTLE EXPORTS-ONTARIO

	Week ending Mar 5, 2016	Week ending Feb. 27, 2016	Year to Date
Total live slaughter cattle exported from Ontario to the U.S.	3,870	4,068	37,323
Steers & Heifers	1,108	1,070	9,748
Cows	2,408	2,500	23,830
Bulls	354	498	3,745

CANADIAN BOXED BEEF CUT-OUT VALUES

Week Ending	AAA	AA
March 11, 2016	2.9358	2.8253
March 4, 2016	2.9284	2.7830
February 26, 2016	2.9037	2.7641

U.S. BOXED BEEF CUT-OUT VALUES (U.S. funds)

	Choice 600-900	Select 600-900
Current Five Day Average:	230.07	220.43

FEDERALLY INSPECTED CANADIAN KILL

	Week Ending Mar 19, 2016	# of hd Change (Week Ago)	YTD	% Change (Year Ago)
Grand Total	48,911	+1,216	515,008	-4%
Western Slaughter	37,362	+1,523	389,895	-5%
Eastern Slaughter	11,549	-307	125,113	+0%

AVERAGE CARCASS WEIGHTS – CANADA

	Steers	Heifers
Mar 19, 2016	941	869
Mar 12, 2016	937	853
Mar 21, 2015	877	822

USDA ESTIMATED CATTLE KILL

	Week Ending Mar 26, 2016	Previous Week	Year Ago
Grand Total	N/A	N/A	N/A

BEEF EXPORTS - CANADA

United States		<i>Change from last year YTD</i>	Mexico	<i>Change from 2015 YTD</i>
<i>Jan 1 – Jan 31</i>			<i>Jan 1– Jan 31</i>	
Total	20,045 tonnes	+7% or up 1,319 tonnes	840 tonnes	-61% or down 1,319 tonnes

LIVE CATTLE - CANADA

IMPORTS			<i>Import % change from 2015 YTD</i>	EXPORTS		<i>Export % change from 2015 YTD</i>
<i>Jan 1- Jan 31</i>				<i>Jan 1- Mar 5</i>		
Pure bred	262	+117%	Slaughter steers & heifers	54,743	+58%	
Non-pure bred	1,595	-21%	Feeder steers & heifers	24,539	-68%	
			Cows & Bulls	49,823	-11%	

BEEF PRODUCTION - CANADA

	<i>Jan 1 – Mar 12</i>	<i>Last Year Same Time</i>	<i>% Change</i>	<i>Change in tonnes YTD</i>
Fed	153,277 tonnes	149,833 tonnes	+2%	+3,444 tonnes
Non-fed	33,982 tonnes	29,324 tonnes	+16%	+4,658 tonnes

BEEF IMPORTS - CANADA

	<i>Jan 1 – Mar 12</i>	<i>Last Year Same Time</i>	<i>% Change</i>	<i>Change in tonnes YTD</i>
United States	21,877 tonnes	22,719 tonnes	-4%	-842 tonnes
Non-NAFTA	15,948 tonnes	13,301 tonnes	+20%	+2,647 tonnes
Total	39,158 tonnes	36,228 tonnes	+8%	+2,930 tonnes

CHICAGO MERCANTILE EXCHANGE

Closing quotes on futures today were as follows:

Live Cattle			Feeder Cattle			Corn			Soybeans			Canadian \$		
\$/cwt US			\$/cwt US			\$/bu US			¢/bu					
Apr	135.85	+0.40	Mar	160.97	-0.42	May	3.700	+1.4	May	9.104	+5.2	Spot	75.49	-0.21
Jun	125.37	+0.27	Apr	155.82	+0.27	Jul	3.744	+1.2	July	9.176	+5.4	Jun	75.45	-0.26
Aug	120.82	+0.82	May	155.02	+0.27	Sep	3.792	+1.4	Aug	9.200	+5.6	Sep	75.47	-0.27
Oct	120.37	+0.80	Aug	154.85	+0.60	Dec	3.872	+1.2	Sep	9.194	+5.4	Dec	75.52	-0.25
Dec	120.07	+0.77	Sep	153.57	+0.67	Mar	3.954	+1.0	Nov	9.226	+5.4	Mar	75.57	-0.25
Feb	119.17	+0.72	Oct	151.65	+1.10	May	4.000	+1.0	Jan	9.264	+5.4	Jun	75.64	-0.25

Beef Farmers of Ontario, 130 Malcolm Road, Guelph, ON N1K 1B1 Phone: (519) 824-0334 Fax: (519) 824-1930 or email: markets@ontariobeef.com

ONTARIO STOCKER & FEEDER TRADE SPECIAL STOCKER SALES

26-Mar	10:00 AM	Brussels Livestock	Stocker Sale/Bred Cow Sale in lieu of Good Friday
30-Mar	2:00 PM	Vankleek Hill Livestock Exchange	Stocker Sale
1-Apr	7:00 PM	Ontario Stockyards Inc	Bred Cow Sale
2-Apr	11:00 AM	Denfield Livestock Exchange	Spring Stocker and Bred Cow Sale
8-Apr	5:00 PM	Keady Livestock Market	Bred Cow & Heifer Sale
12-Apr	11:00 AM	Ontario Stockyards Inc	Spring All Vaccinated Stocker Sale
13-Apr	11:00 AM	Kawartha Lakes Community Sale Barn	Stocker Sale
16-Apr	11:00 AM	Denfield Livestock Exchange	Spring Stocker & Bred Cow, Cow/Calf Pair Sale

Comments for the week ending March 23, 2016

Please note that volumes are lower this week due to the Good Friday Holiday. This week includes data from the previous Friday to Wednesday of this week instead of Friday to Thursday.

There were 299 fed steers and heifers sold through Ontario auction markets this week down 611 head from last week, and 234 less than last year at this time. Fed steers traded from \$156.05-\$183.42 averaging \$166.71 up \$0.74 from last week and \$28.78 below year ago prices. Fed heifers sold from \$158.50-\$174.30 averaging \$166.69 up \$0.12 from last week and \$20.28 lower than this time last year. Auction market reports started out with top quality trading higher with all other classes selling selectively. As the week progressed, trade was active with prices steady to stronger, up \$1.00-\$2.00. The market ended the week about steady.

The Ontario railgrade market held fully steady to last week with no changes reported. Sales for this week ranged from \$282.00-\$285.00 dressed for steers and \$281.00-\$284.00 for heifers. This week's average price was \$283.50 for steers which is identical to last week's average, but \$36.75 below last year at this time, which averaged \$320.25 for steers.

The Canadian Boxed Beef Report for the week ending March 21st, released by Kevin Grier, notes that "Demand has been very typically slow as usual for this time of year before Easter. There is little spot business being done given slow movement. Big retailers are fishing for the long weekend in May. Most of April is put to bed with minimal featuring but lots of grinds. Distributors are staying hand to mouth and not stocking up." This week in Ontario beef features improved with 5 out of 9 major retailers featuring fresh beef aggressively.

1,640 cull cows sold through auction markets this week down 833 from last week, and 401 less than last year at this time. Cull cows sold from \$69.92-\$97.27 averaging \$84.42 down \$0.57 from last week and \$37.28 lower than year ago prices. Auction market reports started this reporting period as softer to under pressure at lower prices, down \$2.00-\$4.00 in spots. Early to mid-week the market was steady on good demand and ended the week steady to slightly higher.

4,121 replacement cattle sold through auction markets this week up 554 from last week and 250 more than last year at this time. Auction markets reported good quality grass type cattle as anywhere from barely steady to higher. Plainer grass types were under pressure. Heavier cattle sold under pressure at lower prices and ended the week steady to the week's decline. Actual average prices this week for steers 400-500 lbs was up \$4.38 from last week, 500-600 lbs down \$5.81, 600-700 lbs down \$4.24, 700-800 lbs down \$1.21, 800-900 lbs down \$11.08, 900-1000 lbs down \$5.09 and steers over 1000 lbs averaged \$2.99 below last week's price on average. Heifers 400-500 lb were down \$12.50 on average, 500-600 lbs up \$3.62, 600-700 lbs down \$6.58, 700-800 lbs down \$6.85, 800-900 lbs down \$5.81 and heifers over 900 lbs averaged \$3.95 lower than last week on average.

The Quebec Electronic Market this week ranged from \$279.95-282.00 dressed, down \$0.75 from last week on average.

The Alberta cash cattle trade remains untested at time of reporting Thursday noon. Canfax writes: "This week's show-list has been compiled with volumes larger than the previous week. Dressed bids are sounding fully steady. US packer interest has been noted once again, similar to last week US buyers are wanting to formula price cattle. We did come across a negotiated cash bid and depending on freight and dressing percent US bids are working back on either side of 170.00 on a live basis."

The U.S. cash cattle trade last Friday sold on a stronger market. The USDA Mandatory Price report lists live sales for the week ending March 17th, from \$138.00-\$141.00 with steers averaging \$139.18 up \$1.25 from the previous week on average, while heifers averaged \$139.17 up \$1.36. On the rail steers and heifers sold from \$220.00-\$225.00 dressed with steers averaging \$222.89 up \$2.97 from the previous week on average, while heifers averaged \$222.99 up \$3.48. This week, a very light test in Nebraska was noted on Wednesday from \$216.00-\$218.00 dressed, majority at \$218.00, down around \$5.00 from last week on average. At time of reporting, light trade in the north is at \$218.00 dressed which is steady to Wednesday. Some light trade is surfacing in the south at \$136.00 live down around \$3.00 from last week. It is quite possible that business will get wrapped up today before the holiday weekend.