



## Weekly Market Information Report for the week ending Thursday, April 28, 2016

The following information is collected from various sources and disseminated by Beef Farmers of Ontario.

### ONTARIO DIRECT TO PACKER RAILGRADE CATTLE TRADE

Prices are on a carcass weight basis before grade and weight discounts. Weekly Range:

<b>A Grade Steers</b>	248.00-269.00
<b>A Grade Heifers</b>	247.00-268.00

### ONTARIO LIVE CATTLE TRADE

Ontario auction sales this week saw weighted average price ranges for:

<b>FED CATTLE</b>	<b>Volume</b>	<b>Price Range</b>	<b>Average</b>	<b>Top</b>	<b>Last Week Avg</b>
Large Frame Steers +1250	167	132.84-156.27	146.84	161.50	148.86
Medium Frame Steers +1250	93	140.45-152.27	146.99	160.50	150.59
Large & Medium Frame Steers +1250	260	137.87-155.88	148.38	161.50	149.03
Large Frame Heifers +1000	213	145.12-156.80	151.13	176.00	152.85
Medium Frame Heifers +1000	120	133.31-155.16	145.11	162.00	145.23
Large & Medium Frame Heifers +1000	333	139.57-156.60	149.30	176.00	150.58
Cows - All Weights	2,599	71.03-99.62	84.16	152.50	85.14
Bulls - All Weights	137	100.67-127.81	113.44	183.77	117.12

### STOCKERS - Large and Medium Frame

<b>STEERS</b>	<b>Volume</b>	<b>Price Range</b>	<b>Average</b>	<b>Top</b>	<b>Last Week Avg</b>
<b>1000+</b>	905	149.92-169.92	160.86	175.50	160.05
<b>900-999</b>	1,050	154.89-174.56	164.86	185.00	172.58
<b>800-899</b>	768	161.22-183.12	173.93	190.00	183.32
<b>700-799</b>	902	151.73-196.04	178.10	216.50	188.18
<b>600-699</b>	847	156.81-213.24	191.18	233.50	202.01
<b>500-599</b>	540	154.34-222.66	193.60	240.00	218.77
<b>400-499</b>	236	152.00-233.01	199.30	271.00	217.52
<b>-399</b>	62	171.98-234.08	209.62	276.00	221.03

<b>HEIFERS</b>	<b>Volume</b>	<b>Price Range</b>	<b>Average</b>	<b>Top</b>	<b>Last Week Avg</b>
<b>+900</b>	335	139.56-153.88	147.75	171.00	155.95
<b>800-899</b>	389	150.48-167.86	159.54	178.00	167.07
<b>700-799</b>	589	141.25-172.79	160.40	189.00	172.90
<b>600-699</b>	809	136.06-184.06	167.09	213.00	178.08
<b>500-599</b>	527	141.39-200.34	176.19	222.00	191.38
<b>400-499</b>	202	156.56-210.43	187.15	250.00	208.28
<b>300-399</b>	57	178.03-210.55	193.11	252.50	212.24
<b>-299</b>	4	295.75	295.75	500.00	178.33

At Kawartha Lakes Community Sale Barn: April 23, 2016 –107 cows, 14 bulls, 51 veal, 54 stockers. 6 fed cattle

	<b>Price Range</b>	<b>Average</b>	<b>Top</b>
<b>Cows</b>	59.99-107.00	87.09	107.00
<b>Bulls over 1600 lbs</b>	110.00-133.00	120.59	133.00
<b>Veal 600 lbs +</b>	76.00-140.99	115.30	140.99
<b>Veal 125-300 lbs</b>	119.99-225.00	196.50	225.00
<b>Veal under 125 lbs</b>	125.00-257.50	209.90	257.50

**Denfield Livestock Exchange Inc., April 26, 2016: 182 Fed Cattle, 40 Veal, 2 Bulls, 61 Cows, 108 Drop Calves (\$/hd)**

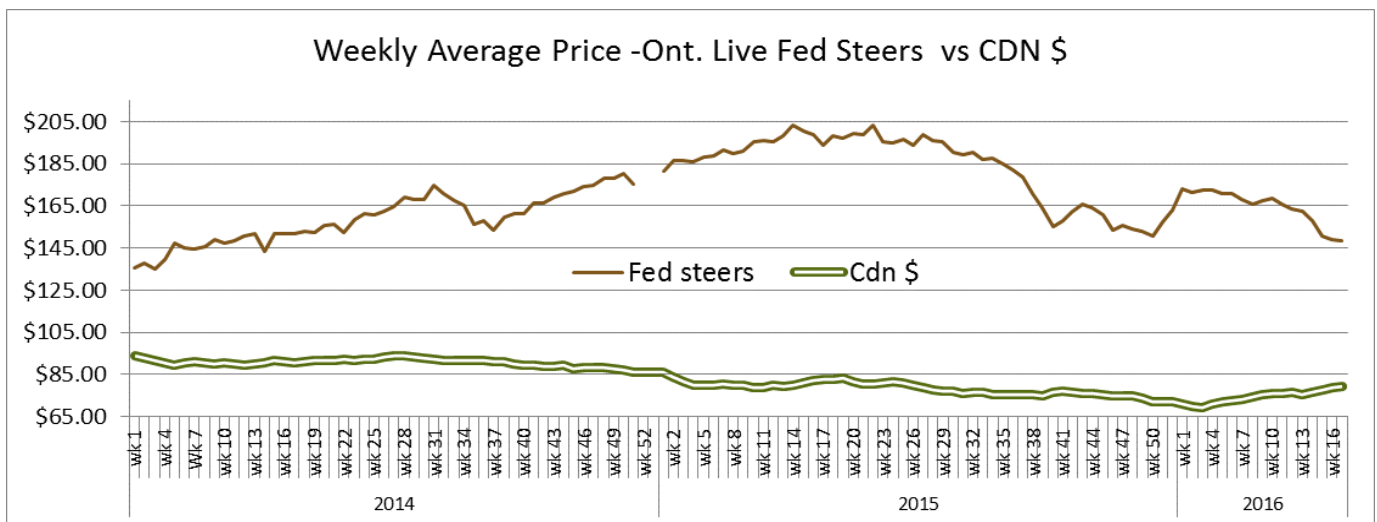
	Price Range	Top		Price Range	Top
Choice steers	155.00-160.00	176.00	Good beef cows	90.00-100.00	
Good steers	150.00-155.00		Good Holstein cows	90.00-100.00	
Choice heifers	155.00-160.00	180.00	D1 & D2 Cows	80.00-90.00	
Good heifers	150.00-155.00		D3 & D4 Cows	70.00-80.00	
Good Holstein veal	110.00-120.00		Choice drop calves	\$300.00-\$400.00	\$660.00
Plain & heavy veal	100.00-110.00		Good drop calves	\$200.00-\$300.00	
Good beef bulls	115.00-123.50		Plain & Newborns	\$100.00-\$200.00	

**At Renfrew Pontiac Livestock Ltd., April 19, 2016: 8 Replacement Calves (\$/hd), 93 Cows, 6 Bulls**

	Price Range	Top
Replacement Calves	\$180.00-\$260.00	\$500.00 / hd
Cows D1 & D2	95.00-110.00	118.00
Cows D3	87.00-94.00	
Cows D4	80.00-86.00	
Bulls	120.00-133.00	

**At Aylmer Stockyards Inc.: April 28, 2016– 58 Veal, 159 Cows, 3 Bulls, 21 Fed Cattle, 111 Replacement Calves**

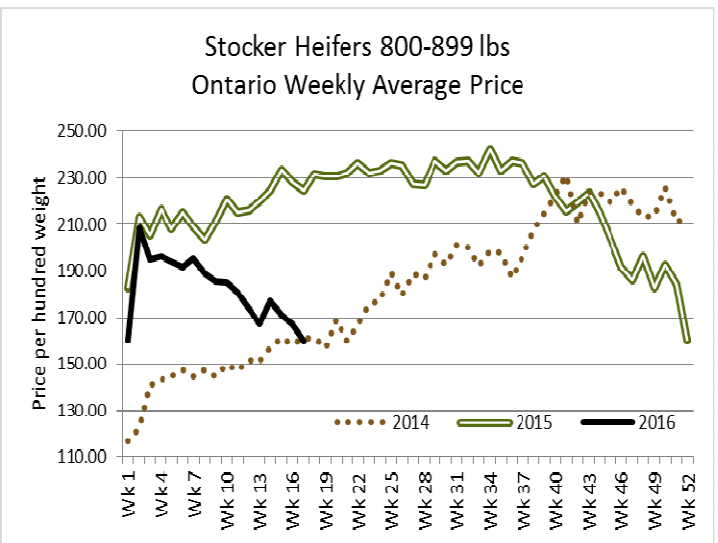
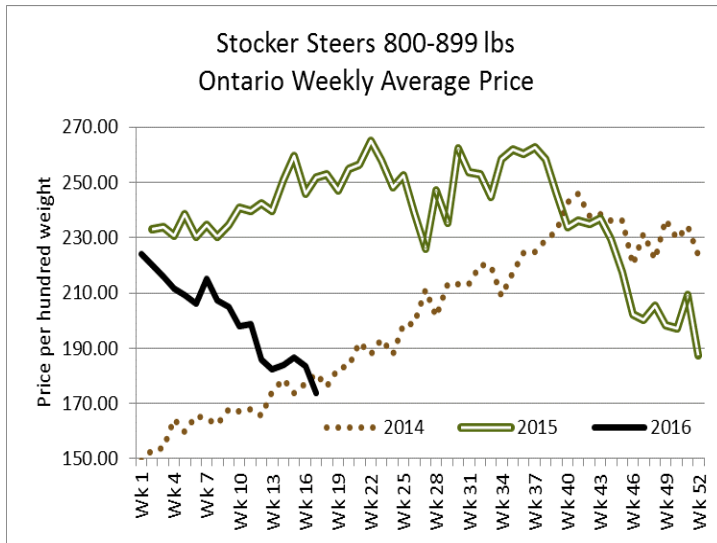
	Price Range	Avg.	Top
Fed heifers, dairy & dairy cross	79.00-125.49	103.60	125.49
Cows	51.00-112.00	84.59	130.89
Veal over 600 lbs	81.00-164.99	117.99	164.99
Replacement Calves	\$60.00-\$340.00/hd		\$810.00/hd



**ONTARIO STOCKER & FEEDER TRADE**

Stocker sale at **Brussels Livestock: April 22, 2016 – 1,663 stockers**

Steers	Price Range	Average	Top	Heifers	Price Range	Average	Top
1000+ lbs	154.75-175.00	166.47	175.00	+900 lbs	134.00-153.00	144.30	155.50
900-999	152.00-172.00	161.80	183.50	800-899	149.75-174.00	160.71	174.00
800-899	160.00-182.00	171.29	182.00	700-799	145.00-172.00	158.53	189.00
700-799	164.00-202.00	185.59	205.00	600-699	146.00-191.00	172.11	213.00
600-699	187.00-207.00	199.39	227.00	500-599	140.00-217.00	191.95	217.00
500-599	185.00-229.00	204.50	240.00	400-499	167.00-222.00	200.61	243.00
400-499	205.00-271.00	246.07	271.00	300-399	220.00-230.00	225.00	230.00
399-	225.00-265.00	245.00	265.00				



Stocker sale at: **Community Livestock Exchange: April 26, 2016 – 188 Stockers**

Steers	Price Range	Average	Top	Heifers	Price Range	Average	Top
800-899	135.00-175.00	160.60	175.00	600-699	149.00-185.00	172.30	185.00
700-799	112.00-198.00	148.30	198.00	500-599	147.50-210.00	181.80	210.00
600-699	135.00-210.00	176.50	210.00	400-499	142.50-224.00	1291.30	224.00
500-599	121.00-240.00	198.20	240.00				
400-499	176.00-247.00	212.40	247.00				

Stocker sale at: **Keady Livestock Market: April 26, 2016 – 869 Stockers**

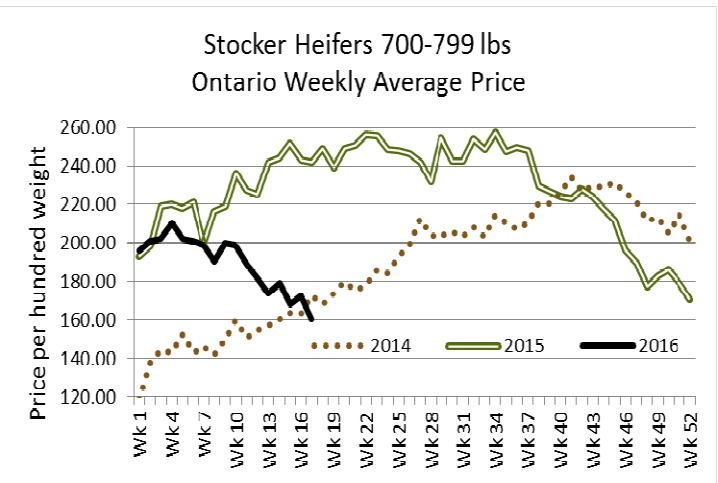
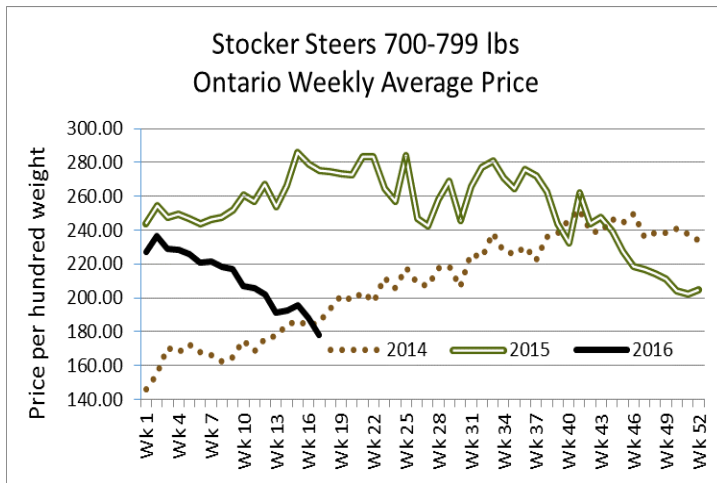
Steers	Price Range	Average	Top	Heifers	Price Range	Average	Top
1000+	127.50-174.00	170.42	174.00	900+	117.00-142.50	137.65	142.50
900-999	172.00-183.00	177.56	183.00	800-899	164.00-172.00	167.72	172.00
800-899	167.00-187.00	179.92	187.00	700-799	165.00-178.00	171.80	178.00
700-799	177.00-201.00	191.57	201.00	600-699	170.00-186.50	177.34	187.50
600-699	166.00-229.00	197.87	233.50	500-599	177.50-212.00	195.45	220.00
500-599	187.50-220.00	208.73	226.00	400-499	229.00-245.00	235.91	245.00
400-499	225.00-245.00	232.78	245.00	300-399	205.00-227.50	209.50	252.50

Stocker sale at: **Renfrew Pontiac Livestock: April 26, 2016 – 359 Stockers**

Steers	Price Range	Average	Top	Heifers	Price Range	Average	Top
800-899	100.00-175.00	145.10	175.00	700-799	100.00-167.50	142.99	167.50
700-799	104.00-185.00	165.90	185.00	600-699	117.50-171.99	159.80	171.99
600-699	127.00-192.99	169.99	192.99	500-599	125.00-202.49	163.70	202.49
500-599	125.00-222.50	177.09	222.50	400-499	135.00-212.50	175.09	212.50
400-499	138.99-239.99	196.79	239.99	300-399	144.99-222.50	191.50	222.50
399-	180.00-250.00	217.49	250.00				

Stocker sale at **Ontario Livestock Exchange: April 28, 2016 – 845 Stockers**

Steers	Price Range	Average	Top	Heifers	Price Range	Average	Top
1000+	149.00-167.50	157.57	167.50	900+	149.50-150.00	149.85	150.00
900-999	156.00-180.00	166.14	180.00	700-799	172.00-10 hd		
800-899	150.00-166.00	163.29	166.00	600-699	171.00-180.00	175.50	180.00
700-799	180.00-194.00	189.33	194.00				
600-699	215.00-227.50	226.11	227.50				
400-499	187.50-231.00	216.50	231.00				



Stocker sale at: **Ontario Livestock Exchange, April 28, 2016 – 200** stockers

Steers	Price Range	Average	Top	Heifers	Price Range	Average	Top
1000+	122.00-150.50	137.80	150.50	700-799	115.00-162.50	140.21	162.50
700-799	150.00-180.00	160.03	197.50	600-699	137.50-167.00	152.96	167.00
600-699	137.50-180.00	164.00	207.50	500-599	72.50-167.00	152.21	167.00
500-599	170.00-237.50	211.50	237.50	300-399	168.00-190.00	182.67	190.00
400-499	122.50-227.50	186.22	227.50				

Stocker sale at: **Ontario Stockyards Inc., April 28, 2016 – 1,002** stockers

Steers	Price Range	Average	Top	Heifers	Price Range	Average	Top
1000+	105.00-149.00	135.95	149.00	900+	102.50-130.00	118.05	149.50
900-999	131.00-165.00	148.09	165.00	800-899	111.00-154.00	136.07	154.00
800-899	128.00-161.00	148.12	172.50	700-799	117.50-170.50	148.75	179.50
700-799	154.00-194.00	173.40	205.00	600-699	125.00-182.00	159.20	212.00
600-699	145.00-194.00	178.03	220.50	500-599	137.00-187.00	164.45	222.00
500-599	164.00-221.00	194.97	235.00	400-499	151.00-205.00	179.56	240.00
400-499	145.00-227.50	191.84	232.50	300-399	182.50-222.50	193.56	222.50
399-	155.00-240.00	209.07	276.00				

Stocker sale at: **Ottawa Livestock Exchange, April 28, 2016 – 127** stockers

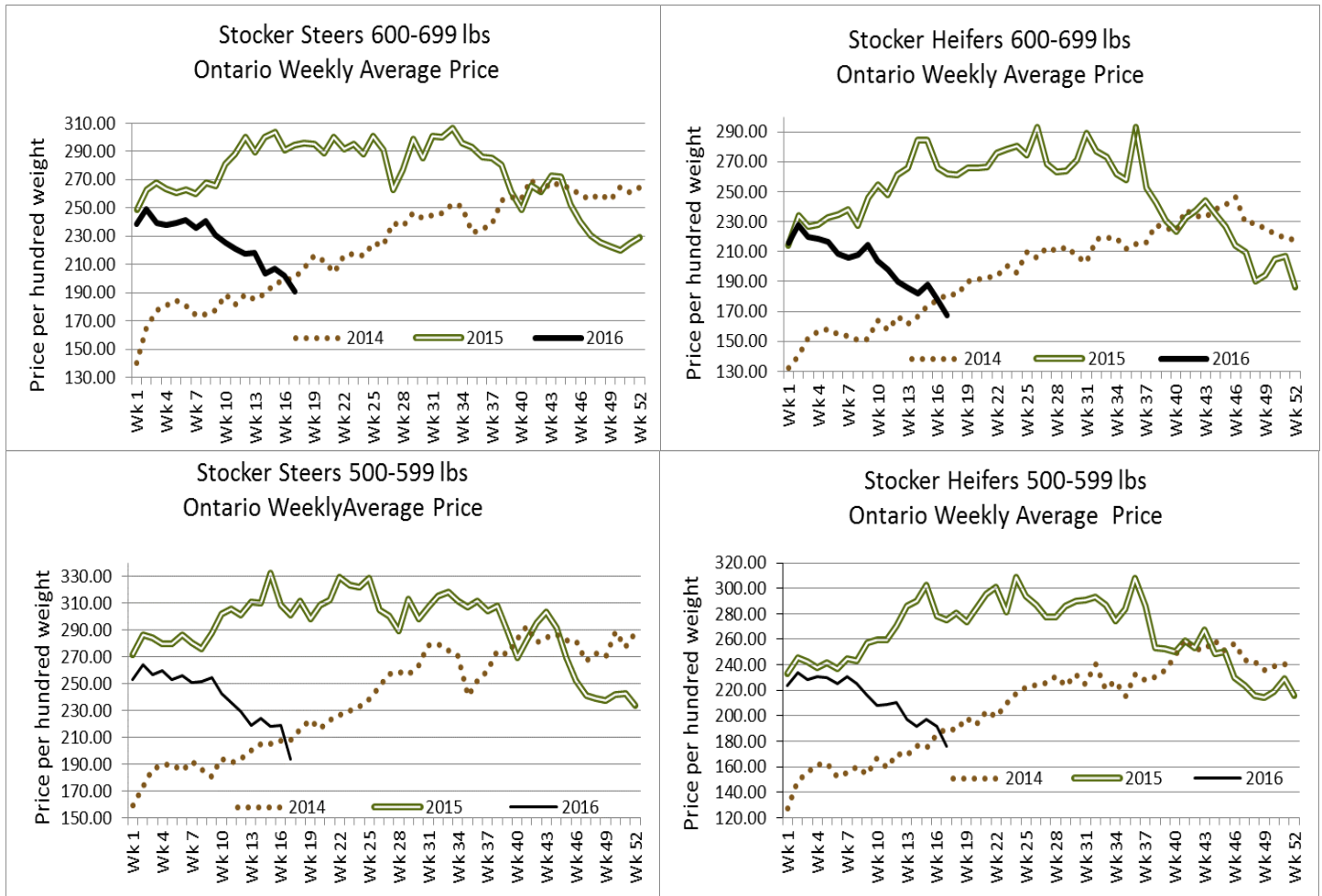
Steers	Price Range	Average	Top	Heifers	Price Range	Average	Top
800-899	144.23-164.00	154.46	166.00	700-799	138.00-162.00	150.14	162.00
700-799	153.00-177.00	164.33	177.00	600-699	123.00-196.34	158.75	196.34
600-699	120.00-196.00	166.11	196.00	500-599	152.00-183.00	168.59	193.00
500-599	170.00-210.00	189.67	210.00	400-499	180.00-212.00	194.75	212.00
400-499	165.00-210.00	192.00	210.00	300-399	162.00-222.00	190.80	222.00
399-	150.00-230.00	199.25	230.00				

### ONTARIO STOCKER & FEEDER TRADE SPECIAL SALES

Stocker Sale at **Keady Livestock Market – 1,097** stockers

Steers	Price Range	Average	Top	Heifers	Price Range	Average	Top
1000+	157.25-175.50	170.67	175.50	900+	171.00- 14 hd		
900-999	156.00-173.50	165.50	185.00	800-899	170.00-171.50	171.14	178.00
800-899	176.75-188.00	181.28	188.00	700-799	168.00-180.00	175.78	180.00
700-799	174.00-216.50	192.42	216.50	600-699	171.00-188.00	182.20	188.00
600-699	222.00-230.50	227.45	230.50	500-599	142.00-148.00	146.50	148.00
500-599	235.00-11 hd						

Good quality light weight cattle and grass types sold on a strong demand. Premium quality short keeps also sold on a strong demand, with all other cattle trading steady.



Stocker sale at **Stratton, Rainy River Cattlemen's Association: April 23, 2016 – 1,227** stockers, **111** cows, **11** bulls

Steers	Price Range	Average	Top	Heifers	Price Range	Average	Top
<b>1000+ lbs</b>	100.00-140.50	118.70	140.50	<b>800-899</b>	93.00-155.00	128.20	155.00
<b>900-999</b>	117.99-149.19	143.39	149.19	<b>700-799</b>	100.00-169.50	148.70	169.50
<b>800-899</b>	117.99-178.00	160.60	178.00	<b>600-699</b>	119.99-184.49	165.99	200.99
<b>700-799</b>	112.00-195.99	170.30	195.99	<b>500-599</b>	125.00-204.99	179.20	204.99
<b>600-699</b>	110.00-222.00	179.89	222.00	<b>400-499</b>	135.00-200.99	177.00	200.99
<b>500-599</b>	119.99-222.99	187.90	222.99	<b>300-399</b>	166.99-180.00	172.90	180.00
<b>400-499</b>	114.99-225.00	187.20	225.00				
<b>399-</b>	157.00-220.99	194.70	220.99	<b>Bulls 1600-</b>	100.00-160.00	122.99	181.00
<b>Cull Cows</b>	69.99-123.99	92.60	123.99	<b>Bulls 1600+</b>	114.99-117.99	116.90	117.99

A good local demand at lower prices following the current market trend. Heavier cattle were even softer.

Stocker sale at: **Maple Hill Auctions Ltd: April 25, 2016 – 384** Stockers

Steers	Price Range	Average	Top	Heifers	Price Range	Average	Top
<b>800-899</b>	183.75-190.00	186.13	190.00	<b>900+</b>	164.00-171.00	167.44	171.00
<b>700-799</b>	180.25-187.75	184.09	187.75	<b>800-899</b>	168.00-172.50	170.73	172.50
				<b>700-799</b>	168.25-172.00	170.90	172.00

Stocker sale at **Aylmer Stockyards Inc: April 28, 2016 – 115** Stockers

Steers	Price Range	Average	Top	Heifers	Price Range	Average	Top
<b>700-799</b>	130.00-180.00	152.00	180.00	<b>500-599</b>	144.99-208.99	165.99	208.99
<b>600-699</b>	130.00-181.00	162.40	181.00				
<b>500-599</b>	139.99-181.00	165.30	181.00				
<b>400-499</b>	173.99-200.99	187.50	200.99				
<b>399-</b>	182.00-204.99	195.30	204.99				

Stocker sale at **Vankleek Hill Livestock Exchange: April 28, 2016 – 183** Stockers

<b>Steers</b>	<b>Price Range</b>	<b>Average</b>	<b>Top</b>	<b>Heifers</b>	<b>Price Range</b>	<b>Average</b>	<b>Top</b>
<b>800-899</b>	150.00-164.00	159.03	164.00	<b>800-899</b>	121.00-146.00	137.12	146.00
<b>700-799</b>	152.00-190.00	167.62	190.00	<b>700-799</b>	127.00-166.00	150.31	166.00
<b>600-699</b>	162.00-215.00	185.12	215.00	<b>600-699</b>	162.00-190.00	166.50	190.00
<b>500-599</b>	167.00-225.00	188.43	225.00	<b>500-599</b>	156.00-180.00	165.31	180.00
<b>400-499</b>	172.00-214.00	183.25	214.00	<b>400-499</b>	168.00-188.00	179.12	188.00

**ALBERTA DIRECT TRADE**

Week Ending Thursday, April 28, 2016

<b>Steers</b>	Live	N/T	Flat rail	251.00-278.00
<b>Heifers</b>	Live	N/T	Flat rail	251.00-277.00

**U.S. TRADE (U.S. funds)**

Week Ending Thursday, April 28, 2016

<b>Choice and Select Steers and Heifers:</b>	Live	120.00-125.00
	Rail	188.00-197.00

**QUEBEC ELECTRONIC AUCTION MARKET (F.O.B. THE FEEDLOT)**

	<b>Price</b>	<b>Change from Last Week</b>
Week Ending Thursday, April 28, 2016	249.25-252.00	-10.17

**LIVE CATTLE EXPORTS-ONTARIO**

	<b>Week ending Apr 9, 2016</b>	<b>Week ending Apr 2, 2016</b>	<b>Year to Date</b>
<b>Total</b> live slaughter cattle exported from Ontario to the U.S.	<b>3,526</b>	<b>3,263</b>	<b>56,070</b>
<b>Steers &amp; Heifers</b>	469	820	14,217
<b>Cows</b>	2,652	2,174	36,481
<b>Bulls</b>	405	269	5,372

**CANADIAN BOXED BEEF CUT-OUT VALUES**

<b>Week Ending</b>	<b>AAA</b>	<b>AA</b>
April 15, 2016	2.8420	2.7875
April 8, 2016	2.8132	2.7353
April 1, 2016	2.8375	2.7462

**U.S. BOXED BEEF CUT-OUT VALUES (U.S. funds cwt)**

	<b>Choice 600-900</b>	<b>Select 600-900</b>
<b>Current Five Day Average:</b>	217.28	207.99

**FEDERALLY INSPECTED CANADIAN KILL**

	<b>Week Ending Apr 23, 2016</b>	<b># of hd Change (Week Ago)</b>	<b>YTD</b>	<b>% Change (Year Ago)</b>
<b>Grand Total</b>	<b>48,440</b>	<b>+420</b>	<b>747,014</b>	<b>-3%</b>
<b>Western Slaughter</b>	36,346	+567	564,115	-4%
<b>Eastern Slaughter</b>	12,094	-147	182,899	+2%

**AVERAGE CARCASS WEIGHTS – CANADA**

	<b>Steers</b>	<b>Heifers</b>
<b>Apr 23, 2016</b>	942	841
<b>Apr 16, 2016</b>	952	894
<b>Apr 25, 2015</b>	875	809

### USDA ESTIMATED CATTLE KILL

	<b>Week Ending Apr 30, 2016</b>	<b>Previous Week</b>	<b>Year Ago</b>
<b>Grand Total</b>	590,000	587,000	564,000

### LIVE CATTLE - CANADA

<b>IMPORTS</b>		<b>EXPORTS</b>			
	<i>Import % change from 2015 YTD</i>		<i>Export % change from 2015 YTD</i>		
<i>Jan 1- Feb 29</i>		<i>Jan 1- Apr 16</i>			
Pure bred	449	+59%	Slaughter steers & heifers	100,392	+36%
Non-pure bred	3,441	-14%	Feeder steers & heifers	80,900	-52%
			Cows & Bulls	79,409	-6%

### BEEF EXPORTS - CANADA

<b>United States</b>		<b>Mexico</b>		
	<i>Change from last year YTD</i>		<i>Change from 2015 YTD</i>	
<i>Jan 1 – Feb 29</i>		<i>Jan 1– Feb 29</i>		
<b>Total</b>	39,597 tonnes	+10% or up 3,496 tonnes	2,091 tonnes	-51% or down 2,196 tonnes

### BEEF PRODUCTION - CANADA

	<i>Jan 1 – Apr 23</i>	<i>Last Year Same Time</i>	<i>% Change</i>	<i>Change in tonnes YTD</i>
Fed	251,649 tonnes	245,101 tonnes	+3%	+6,548 tonnes
Non-fed	49,210 tonnes	41,207 tonnes	+19%	+8,003 tonnes

### BEEF IMPORTS - CANADA

	<i>Jan 1 – Apr 23</i>	<i>Last Year Same Time</i>	<i>% Change</i>	<i>Change in tonnes YTD</i>
United States	34,863 tonnes	35,576 tonnes	-2%	-713 tonnes
Non-NAFTA	25,307 tonnes	25,198 tonnes	+0%	+118 tonnes
<b>Total</b>	62,331 tonnes	61,172 tonnes	+2%	+1,159 tonnes

### CHICAGO MERCANTILE EXCHANGE

*Closing quotes on futures today were as follows:*

<b>Live Cattle</b>		<b>Feeder Cattle</b>		<b>Corn</b>		<b>Soybeans</b>		<b>Canadian \$</b>	
\$/cwt US		\$/cwt US		\$/bu US	¢/bu	\$/bu US	¢/bu		
<b>Apr</b>	123.10 +0.25	<b>May</b>	140.42 -0.15	<b>May</b>	3.902 +3.2	<b>May</b>	10.210 +3.0	<b>Spot</b>	79.74 -0.12
<b>Jun</b>	114.92 +0.12	<b>Aug</b>	140.37 +0.57	<b>Jul</b>	3.916 +0.4	<b>July</b>	10.296 +2.2	<b>Jun</b>	79.74 -0.11
<b>Aug</b>	112.42 +0.67	<b>Sep</b>	140.50 +0.57	<b>Sep</b>	3.916 +1.2	<b>Aug</b>	10.304 +2.0	<b>Sep</b>	79.74 -0.11
<b>Oct</b>	112.32 +0.75	<b>Oct</b>	139.90 +0.52	<b>Dec</b>	3.952 +0.6	<b>Sep</b>	10.172 +0.6	<b>Dec</b>	79.74 -0.11
<b>Dec</b>	112.62 +0.75	<b>Nov</b>	135.65 +0.70	<b>Mar</b>	4.026 -0.2	<b>Nov</b>	10.076 -0.6	<b>Mar</b>	79.74 -0.12
<b>Feb</b>	111.82 +0.82	<b>Jan</b>	131.15 -0.27	<b>May</b>	4.074 -0.4	<b>Jan</b>	10.090 -0.4	<b>Jun</b>	79.78 -0.11

Beef Farmers of Ontario, 130 Malcolm Road, Guelph, ON N1K 1B1 Phone: (519) 824-0334 Fax: (519) 824-1930 or email: [markets@ontariobeef.com](mailto:markets@ontariobeef.com)

### ONTARIO STOCKER & FEEDER TRADE SPECIAL STOCKER SALES

30-Apr	11:00 AM	Denfield Livestock Exchange	Spring Stocker & Bred Cow, Cow/Calf Pair Sale
3-May	11:00 AM	Ontario Stockyards Inc	Spring All Vaccinated Stocker Sale
4-May	11:00 AM	Kawartha Lakes Community Sale Barn	Peterborough Cattlemen's & Victoria Beef Farmers Spring Stocker Sale- 90% Vaccinated
5-May	10:00 AM	Warton- Grey Bruce Livestock Co-op	Spring Stocker Sale
6-May	11:00 AM	Community Livestock Exchange	Quinte Cattlemen's Sale- 100% Vaccinated.
7-May	10:00 AM	Thessalon- Algoma Co-op Livestock Sales	Spring Stocker Sale
11-May		Aylmer Stockyards Inc	Stocker Sale- right after regular sale
14-May	11:00 AM	Denfield Livestock Exchange	Stocker and Bred Cow Sale
18-May	11:00 AM	Kawartha Lakes Community Sale Barn	Stocker Sale

### Comments for the week ending April 28, 2016

The live fed cattle market was under some pressure this week, but not as much as its rail counterpart. There were 593 fed steers and heifers sold through auction markets this week up 50 head from last week and 135 more than this time last year. Fed steers ranged from \$137.87-\$155.88 averaging \$148.38 down \$0.65 from last week and \$45.41 below year ago prices. Fed heifers sold from \$139.57-\$156.60 averaging \$149.30 down \$1.28 from last week and \$40.93 below year ago prices. Auction market reports started out with active trading at prices \$2.00-\$3.00 higher at one market, and under pressure at another, with exception of fancy lots which sold for a good premium. By midweek the market saw medium quality and heavier lots trading \$4.00-\$5.00 cwt lower with fancies selling lower. The market ended the week \$1.00-\$2.00 cwt lower.

The Ontario railgrade market was under pressure this week with sales the previous Friday from \$265.00-\$269.00 dressed for steers and \$264.00-\$268.00 for heifers, with one packer not buying. On Monday, everyone was back at the table buying, with prices reduced to \$253.00-\$262.00 dressed for steers and \$252.00-\$261.00 for heifers. By Wednesday the market had declined further to \$248.00-\$255.00 for steers and \$247.00-\$254.00 for heifers, with delivery dates varying anywhere from this week to the last week in May. This week's average prices are \$9.50 below last week on average and \$72.25 below this time last year, however the average daily price declined from \$267.00 on Friday to \$251.50 by Wednesday.

The Canadian Boxed Beef market reported by Kevin Greer for the week of April 25<sup>th</sup> notes: "The Canadian market continues to suffer from very poor demand in both the east and the west. Consumers are being very careful around the meat case and continue to buy sparingly. This week's beef ads in Ontario were generally weak."

Larger receipts of cull cows came to market this week totalling 2,599 head, up 471 from last week and 701 more than last year at this time. Cull cows sold from \$71.03-\$99.62 averaging \$84.16 down \$0.98 from last week and \$34.15 below last year at this time. Auction markets reported trade as steady to fully steady all week, until mid to late week with prices easier, up to \$2.00-\$4.00 lower.

A much larger run of replacements came to market this week with Ontario auction markets selling 8,222 head, up 3,966 more than last week, but 245 below last year at this time. Auction market reports for the light weight, grass type cattle saw prices for the good quality mostly steady to \$2.00 cwt higher, with second cut barely steady to lower, down \$5.00-\$10.00 cwt in spots. The heavier weights were barely steady to under pressure early week, but as the week progressed the market was mostly steady to barely steady. Actual average prices this week for steers 400-500 lbs was down \$18.22 from last week on average, 500-600 lbs averaged \$25.17 lower, 600-700 lbs down \$10.83, 700-800 lbs down \$10.08, 800-900 lbs down \$9.39, 900-1000 lbs down \$7.72 and steers over 1000 lbs averaged \$0.81 higher than last week on average. Heifers 300-400 lbs averaged \$19.13 lower than last week on average, 400-500 lbs down \$21.13, 500-600 lbs down \$15.19, 600-700 lbs down \$10.99, 700-800 lbs down \$12.50, 800-900 lbs down \$7.53 and heifers over 900 lbs averaged \$8.20 below last weeks weighted average prices.

The Quebec Electronic Market this week sold from \$249.25-\$252.00 down \$10.17 from last week on average.



The Alberta cash cattle trade this week, reported by Canfax, notes: “dressed sales have been reported in a very wide trading range. Premiums were being paid for cattle that could be delivered within two weeks. For immediate delivery trade was reported from 278.00-280.00 delivered, which is 1.00-3.00 higher than the previous week. There were also some cattle that traded for June delivery and trade was reported from 252.00-257.00 delivered. We are on the horizon of seeing increased fed supplies and that is clearly being bid into the market.” The Canfax weekly sale summary for this week ranged from \$251.00-\$278.00 dressed for steers averaging \$3.58 higher than last week, while heifers sold from \$251.00-\$277.00 down \$5.04 from last week on average.

The U.S. cash cattle trade for the week ending April 14th, was under pressure with prices declining as the week progressed. The USDA Mandatory Price Report for last week listed live sales from \$125.00-\$128.00 live with steers averaging \$126.45 down \$7.54 from the previous week on average, while heifers averaged \$126.70 live down \$7.21. On the rail prices for the week ranged from \$196.00-\$210.00 dressed, with steers averaging \$200.68 down \$13.30 from the previous week, while heifers averaged \$201.71 down \$12.00. This week a handful of sales were noted on Tuesday and Wednesday, but on Thursday trade was moderate in volume. Business so far this week has ranged from \$120.00-\$125.00 live with steers averaging \$123.87 so far, down \$2.58 and heifers \$123.78 down \$2.92. On the rail prices ranged from \$188.00-\$197.00 dressed, with steers averaging \$194.50 down \$6.18 from last week and heifers \$195.33 down \$6.38 on average. Today a few sales have been reported at \$124.00 live in the south and \$193.00 dressed in the north, but at this point it appears that the bulk of trade for this week is completed.