



## Weekly Market Information Report for the week ending Thursday, May 5, 2016

The following information is collected from various sources and disseminated by Beef Farmers of Ontario.

### ONTARIO DIRECT TO PACKER RAILGRADE CATTLE TRADE

Prices are on a carcass weight basis before grade and weight discounts. Weekly Range:

<b>A Grade Steers</b>	248.00-255.00
<b>A Grade Heifers</b>	247.00-254.00

### ONTARIO LIVE CATTLE TRADE

Ontario auction sales this week saw weighted average price ranges for:

<b>FED CATTLE</b>	<b>Volume</b>	<b>Price Range</b>	<b>Average</b>	<b>Top</b>	<b>Last Week Avg</b>
Large Frame Steers +1250	155	137.96-158.95	148.80	175.50	146.84
Medium Frame Steers +1250	70	134.58-148.48	144.03	185.00	146.99
Large & Medium Frame Steers +1250	225	137.38-157.38	147.69	185.00	148.38
Large Frame Heifers +1000	160	140.97-159.90	149.57	169.00	151.13
Medium Frame Heifers +1000	138	135.31-151.95	143.70	180.00	145.11
Large & Medium Frame Heifers +1000	298	136.30-157.17	146.53	180.00	149.30
Cows - All Weights	2,060	71.00-95.29	82.49	134.00	84.16
Bulls - All Weights	98	104.70-127.52	115.83	162.50	113.44

### STOCKERS - Large and Medium Frame

<b>STEERS</b>	<b>Volume</b>	<b>Price Range</b>	<b>Average</b>	<b>Top</b>	<b>Last Week Avg</b>
<b>1000+</b>	739	148.60-167.09	158.08	180.00	160.86
<b>900-999</b>	637	156.27-178.92	168.33	184.00	164.86
<b>800-899</b>	585	153.81-180.71	171.31	190.00	173.93
<b>700-799</b>	575	156.90-195.30	179.38	210.00	178.10
<b>600-699</b>	846	165.45-217.08	197.68	245.00	191.18
<b>500-599</b>	476	154.79-219.52	193.65	252.99	193.60
<b>400-499</b>	131	156.17-214.98	186.89	262.50	199.30
<b>-399</b>	31	185.71-218.06	201.31	240.00	209.62

<b>HEIFERS</b>	<b>Volume</b>	<b>Price Range</b>	<b>Average</b>	<b>Top</b>	<b>Last Week Avg</b>
<b>+900</b>	275	139.41-153.66	147.46	165.00	147.75
<b>800-899</b>	369	150.73-171.39	159.77	184.00	159.54
<b>700-799</b>	508	147.63-176.82	163.44	196.00	160.40
<b>600-699</b>	619	153.58-191.92	175.40	225.00	167.09
<b>500-599</b>	451	142.64-205.63	176.29	267.49	176.19
<b>400-499</b>	160	152.30-199.71	178.43	247.00	187.15
<b>300-399</b>	39	180.59-203.05	190.60	245.00	193.11
<b>-299</b>	8	137.50-312.50	211.88	370.00	295.75

At **Kawartha Lakes Community Sale Barn: April 30, 2016** –69 cows, 7 bulls, 51 veal, 73 stockers, 1 fed cattle

	<b>Price Range</b>	<b>Average</b>	<b>Top</b>
<b>Cows</b>	56.00-110.00	84.59	110.00
<b>Bulls over 1600 lbs</b>	105.00-121.50	113.10	121.50
<b>Veal 600 lbs +</b>	75.00-144.99	114.50	144.99
<b>Veal 125-300 lbs</b>	150.00-227.49	194.19	227.49
<b>Veal under 125 lbs</b>	150.00-245.00	215.39	620.00

**Denfield Livestock Exchange Inc., May 3, 2016: 217 Fed Cattle, 44 Veal, 7 Bulls, 111 Cows, 110 Drop Calves (\$/hd)**

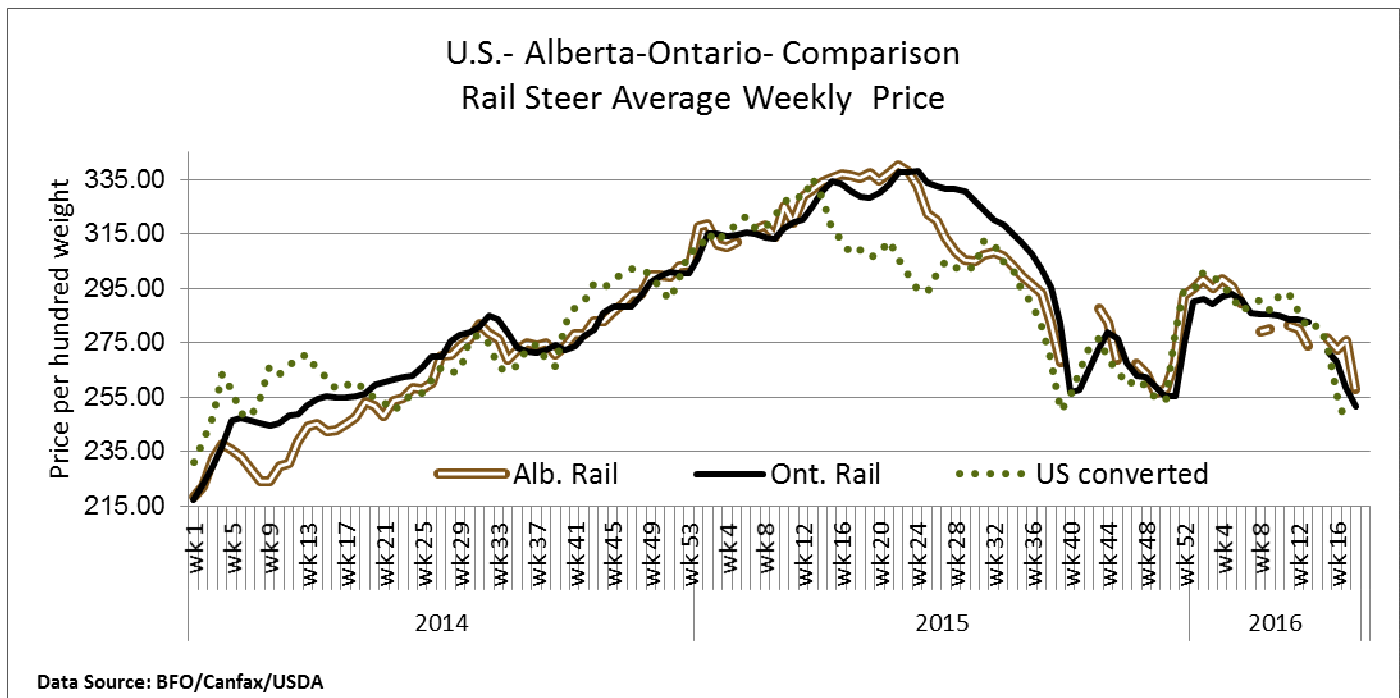
	Price Range	Top		Price Range	Top
Fancy steers	160.00-165.00	170.00	Good beef cows	90.00-100.00	109.00
Choice steers	155.00-160.00		Good Holstein cows	85.00-95.00	
Good steers	150.00-155.00		D1 & D2 Cows	75.00-85.00	
Fancy heifers	160.00-165.00	187.50	D3 & D4 Cows	60.00-70.00	
Choice heifers	150.00-155.00		Choice drop calves	\$300.00-\$400.00	\$700.00
Good heifers	145.00-150.00		Good drop calves	\$200.00-\$300.00	
Good Holstein veal	110.00-120.00		Plain & Newborns	\$100.00-\$200.00	
Plain & heavy veal	100.00-110.00		Good beef bulls	110.00-125.00	
			Good Hol bulls	110.00	

**At Renfrew Pontiac Livestock Ltd., May 3, 2016: 9 Replacement Calves (\$/hd), 62 Cows, 10 Bulls**

	Price Range	Top
Replacement Calves	\$151.00-\$210.00	\$410.00
Cows D1 & D2	95.00-110.00	117.00
Cows D3	87.00-94.00	
Cows D4	79.00-86.00	
Bulls	118.00-132.00	

**At Aylmer Stockyards Inc.: May 4, 2016– 53 Veal, 124 Cows, 3 Bulls, 13 Fed Cattle, 96 Replacement Calves**

	Price Range	Avg.	Top
Fed steers, dairy & dairy cross	120.99-127.49	123.70	127.49
Fed heifers, dairy & dairy cross	91.00-121.99	114.10	121.99
Cows	67.00-119.99	86.59	119.99
Veal over 600 lbs	102.00-139.99	111.89	139.99
Replacement Calves	\$60.00-\$330.00/hd		\$600.00/hd



## ONTARIO STOCKER & FEEDER TRADE

Stocker sale at **Brussels Livestock: April 29, 2016 – 1,669** stockers

<b>Steers</b>	<b>Price Range</b>	<b>Average</b>	<b>Top</b>	<b>Heifers</b>	<b>Price Range</b>	<b>Average</b>	<b>Top</b>
<b>1000+ lbs</b>	148.00-164.00	153.92	164.75	<b>+900 lbs</b>	144.00-155.00	150.78	157.00
<b>900-999</b>	155.00-19.00	162.04	173.50	<b>800-899</b>	153.50-173.50	160.48	175.50
<b>800-899</b>	148.00-181.00	166.49	181.00	<b>700-799</b>	144.00-171.50	160.91	183.00
<b>700-799</b>	159.00-190.00	177.62	195.00	<b>600-699</b>	157.00-190.00	176.33	225.00
<b>600-699</b>	161.00-208.00	186.23	217.00	<b>500-599</b>	160.00-226.00	195.11	226.00
<b>500-599</b>	172.00-225.00	198.23	230.00	<b>400-499</b>	151.00-205.00	181.43	247.00
<b>400-499</b>	167.00-221.00	195.21	250.00	<b>300-399</b>	205.00-245.00	215.00	245.00
<b>399-</b>	202.00-221.00	207.86	225.00				

Stocker sale at: **Community Livestock Exchange: May 3, 2016 – 236** Stockers

<b>Steers</b>	<b>Price Range</b>	<b>Average</b>	<b>Top</b>	<b>Heifers</b>	<b>Price Range</b>	<b>Average</b>	<b>Top</b>
<b>800-899</b>	80.00-156.00	117.70	156.00	<b>700-799</b>	100.00-156.00	124.60	156.00
<b>700-799</b>	88.00-169.00	128.90	169.00	<b>600-699</b>	102.50-169.00	146.00	169.00
<b>600-699</b>	85.00-180.00	137.40	180.00	<b>500-599</b>	110.00-189.00	155.20	189.00
<b>500-599</b>	110.00-191.00	152.80	191.00	<b>400-499</b>	110.00-185.00	147.20	185.00
<b>400-499</b>	128.50-220.00	166.70	220.00				

Stocker sale at: **Keady Livestock Market: May 3, 2016 – 1,163** Stockers

<b>Steers</b>	<b>Price Range</b>	<b>Average</b>	<b>Top</b>	<b>Heifers</b>	<b>Price Range</b>	<b>Average</b>	<b>Top</b>
<b>1000+</b>	155.00-159.00	156.06	159.00	<b>900+</b>	149.25-26 hd		
<b>900-999</b>	158.00-184.00	172.04	184.00	<b>800-899</b>	157.50-172.00	165.30	172.00
<b>800-899</b>	174.00-180.25	178.22	184.50	<b>700-799</b>	163.00-196.00	173.59	196.00
<b>700-799</b>	178.00-207.00	190.94	207.00	<b>600-699</b>	172.50-207.50	189.74	207.50
<b>600-699</b>	187.50-235.00	218.32	235.00	<b>500-599</b>	137.50-200.00	167.32	211.00
<b>500-599</b>	197.50-227.00	220.50	227.00	<b>400-499</b>	140.00-205.00	178.97	205.00
<b>400-499</b>	144.00-200.00	170.55	200.00	<b>300-399</b>	172.50-202.50	192.78	227.50
<b>399-</b>	212.50-240.00	223.50	240.00				

Stocker sale at: **Renfrew Pontiac Livestock: May 3, 2016 – 171** Stockers

<b>Steers</b>	<b>Price Range</b>	<b>Average</b>	<b>Top</b>	<b>Heifers</b>	<b>Price Range</b>	<b>Average</b>	<b>Top</b>
<b>800-899</b>	135.00-172.99	162.99	172.99	<b>800-899</b>	145.99-160.00	150.00	160.00
<b>700-799</b>	100.00-167.50	149.39	167.50	<b>700-799</b>	119.99-158.00	148.30	158.00
<b>600-699</b>	105.00-182.49	166.10	182.49	<b>600-699</b>	127.45-168.50	161.20	168.50
<b>500-599</b>	160.00-212.50	190.59	212.50	<b>500-599</b>	125.00-193.99	158.09	193.99
<b>400-499</b>	157.49-187.50	177.60	187.50	<b>400-499</b>	125.00-189.99	170.50	189.99

Stocker sale at **Ontario Livestock Exchange: May 4, 2016 – 698** Stockers

<b>Steers</b>	<b>Price Range</b>	<b>Average</b>	<b>Top</b>	<b>Heifers</b>	<b>Price Range</b>	<b>Average</b>	<b>Top</b>
<b>1000+</b>	149.00-169.00	159.99	169.00	<b>900+</b>	N/T		
<b>900-999</b>	157.00-182.00	168.42	182.00				
<b>800-899</b>	179.00-202.00	196.89	202.00				
<b>700-799</b>	215.00-233.50	226.91	233.50				
<b>600-699</b>	218.00-241.00	235.00	241.00				

Stocker sale at: **Ontario Livestock Exchange, May 5, 2016 – 103** stockers

<b>Steers</b>	<b>Price Range</b>	<b>Average</b>	<b>Top</b>	<b>Heifers</b>	<b>Price Range</b>	<b>Average</b>	<b>Top</b>
<b>600-699</b>	167.50-210.00	186.00	210.00	<b>700-799</b>	146.00-165.00	158.64	165.00
				<b>600-699</b>	144.00-170.00	158.36	170.00
				<b>500-599</b>	161.00-183.00	175.29	183.00

Stocker sale at: **Ontario Stockyards Inc., May 5, 2016 – 185** stockers

<b>Steers</b>	<b>Price Range</b>	<b>Average</b>	<b>Top</b>	<b>Heifers</b>	<b>Price Range</b>	<b>Average</b>	<b>Top</b>
<b>1000+</b>	148.00-150.00	148.35	150.00	<b>700-799</b>	140.00-151.00	148.94	160.00
<b>800-899</b>	135.00-156.50	150.07	178.00	<b>600-699</b>	152.00-178.00	167.89	178.00
<b>700-799</b>	135.00-170.00	153.85	184.50	<b>500-599</b>	141.00-183.00	164.10	183.00
<b>600-699</b>	149.00-171.00	163.72	194.00	<b>400-499</b>	171.00-182.50	175.41	205.00
<b>500-599</b>	146.00-180.00	165.53	191.00				
<b>400-499</b>	153.00-187.00	173.67	210.00				

Stocker sale at: **Ottawa Livestock Exchange, May 5, 2016 – 130** stockers

<b>Steers</b>	<b>Price Range</b>	<b>Average</b>	<b>Top</b>	<b>Heifers</b>	<b>Price Range</b>	<b>Average</b>	<b>Top</b>
<b>700-799</b>	116.00-158.00	136.00	158.00	<b>500-599</b>	137.00-164.00	154.00	179.00
<b>600-699</b>	136.00-172.00	152.33	172.00	<b>400-499</b>	150.00-170.00	159.15	170.00
<b>500-599</b>	127.00-192.00	157.26	205.00				
<b>400-499</b>	105.00-155.00	133.60	175.00				

### **ONTARIO STOCKER & FEEDER TRADE SPECIAL SALES**

Stocker sale at **Ontario Stockyards Inc, May 3, 2016 - 1,155** stockers

<b>Steers</b>	<b>Price Range</b>	<b>Average</b>	<b>Top</b>	<b>Heifers</b>	<b>Price Range</b>	<b>Average</b>	<b>Top</b>
<b>1000+</b>	136.00-180.00	163.43	180.00	<b>900+</b>	134.00-165.00	148.86	165.00
<b>900-999</b>	153.00-178.50	169.14	178.50	<b>800-899</b>	155.00-174.00	163.18	184.00
<b>800-899</b>	161.00-190.00	176.55	190.00	<b>700-799</b>	160.00-180.50	171.50	192.00
<b>700-799</b>	181.00-202.00	193.35	208.00	<b>600-699</b>	157.50-193.00	174.87	219.00
<b>600-699</b>	184.00-219.00	203.86	219.00	<b>500-599</b>	152.50-191.00	167.99	219.00
<b>500-599</b>	150.00-216.00	190.84	218.50	<b>400-499</b>	165.00-200.00	193.74	200.00
<b>400-499</b>	200.00-225.00	210.44	225.00	<b>300-399</b>	171.00-9 hd		189.00

Replacement cattle traded actively at fully steady prices.

Stocker sale at **Kawartha Lakes Community Sale Barn, May 4, 2016 – 770** Stockers

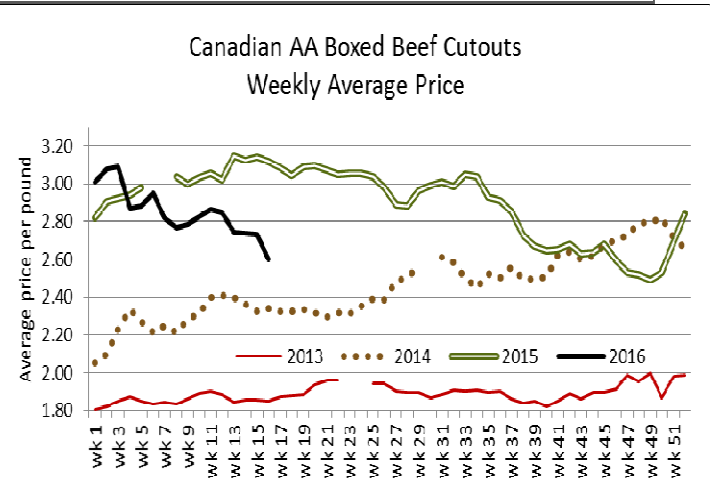
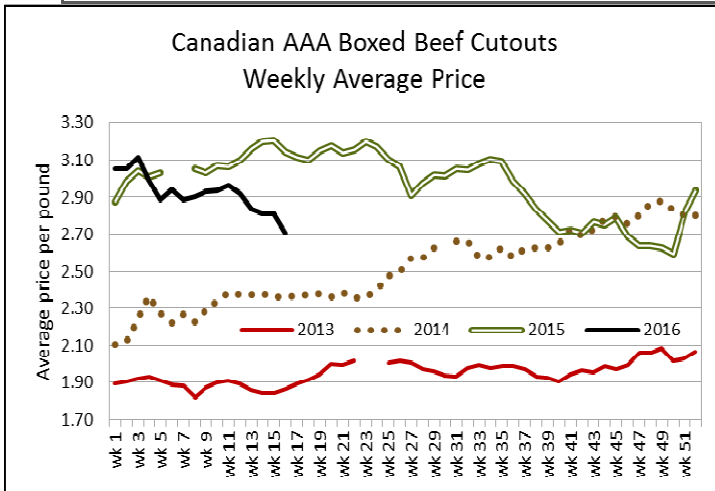
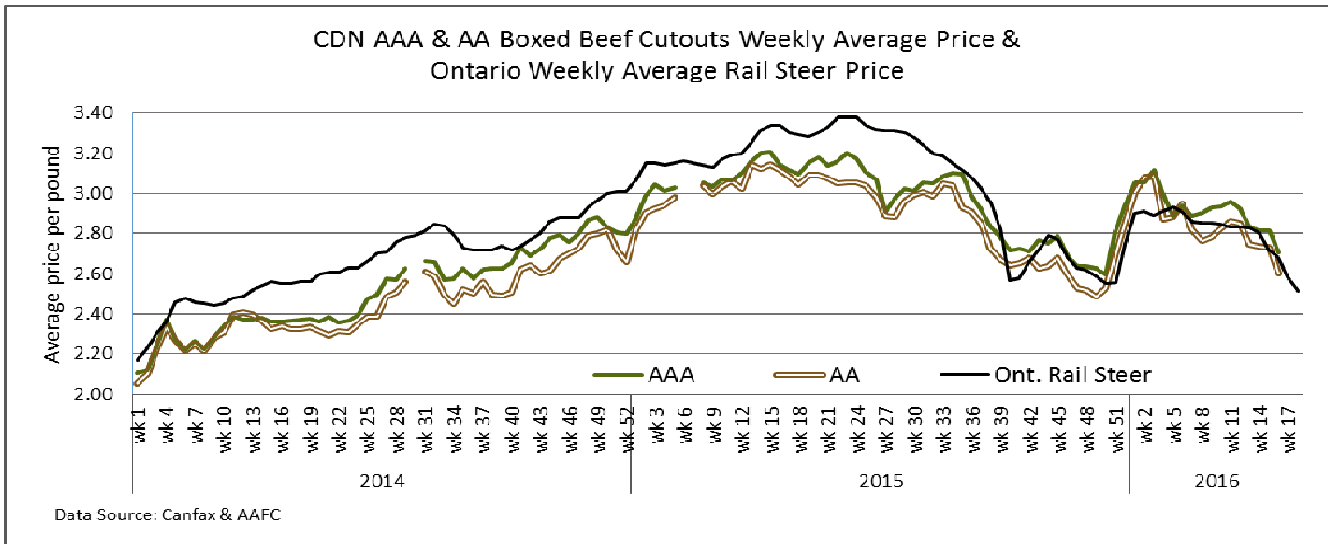
<b>Steers</b>	<b>Price Range</b>	<b>Average</b>	<b>Top</b>	<b>Heifers</b>	<b>Price Range</b>	<b>Average</b>	<b>Top</b>
<b>900-999</b>	156.00-175.20	169.50	175.20	<b>900+</b>	100.00-151.00	135.49	151.00
<b>800-899</b>	126.00-180.49	170.10	180.49	<b>800-899</b>	102.49-176.00	155.60	176.00
<b>700-799</b>	144.99-210.00	185.40	210.00	<b>700-799</b>	128.00-181.00	160.09	181.00
<b>600-699</b>	132.49-245.00	211.39	245.00	<b>600-699</b>	144.99-200.00	178.60	200.00
<b>500-599</b>	132.49-252.99	216.80	252.99	<b>500-599</b>	125.00-225.99	185.69	267.49
<b>400-499</b>	139.99-262.50	208.09	262.50	<b>400-499</b>	172.50-233.00	201.69	233.00
				<b>300-399</b>	220.99-222.50	221.49	222.50

Peterborough Cattlemen's & Victoria Beef Farmers Spring Stocker Sale, 90% vaccinated. Stockers sold on a strong market with grassy types selling at a premium.

Stocker sale in **Warton, Grey Bruce Livestock Co-op Sale, May 5, 2016 – 438** Stockers, **12** cow calf pairs.

<b>Steers</b>	<b>Price Range</b>	<b>Heifers</b>	<b>Price Range</b>
<b>700-900</b>	160.00-207.50	<b>700-900</b>	120.00-177.50
<b>500-700</b>	180.00-227.50	<b>600-700</b>	130.00-192.50
<b>300-500</b>	170.00-235.00	<b>500-600</b>	130.00-203.00
<b>Cow/calf pairs</b>	\$2000-\$2650 /pair	<b>300-500</b>	145.00-210.50

A good quality offering of grass type Char cross, Hereford, Angus and Black cattle sold at higher than expected prices!



### CANADIAN BOXED BEEF CUT-OUT VALUES

Week Ending	AAA	AA
April 29, 2016	2.7050	2.6015
April 22, 2016	2.8151	2.7323
April 15, 2016	2.8420	2.7875

### U.S. BOXED BEEF CUT-OUT VALUES (U.S. funds cwt)

	Choice 600-900	Select 600-900
Current Five Day Average:	207.26	198.08

### ALBERTA DIRECT TRADE

Week Ending Thursday, May 5, 2016

<b>Steers</b>	Live	151.40	Flat rail	256.00-258.50
<b>Heifers</b>	Live	N/T	Flat rail	N/T

### U.S. TRADE (U.S. funds)

Week Ending Thursday, May 5, 2016

<b>Choice and Select Steers and Heifers:</b>	Live	N/T
	Rail	N/T

## QUEBEC ELECTRONIC AUCTION MARKET (F.O.B. THE FEEDLOT)

	Price	Change from Last Week
Week Ending Thursday, May 5, 2016	244.00-247.00	-4.40

### LIVE CATTLE EXPORTS-ONTARIO

	Week ending Apr 16, 2016	Week ending Apr 9, 2016	Year to Date
Total live slaughter cattle exported from Ontario to the U.S.	3,784	3,526	59,854
Steers & Heifers	662	469	14,879
Cows	2,663	2,652	39,144
Bulls	459	405	5,831

### FEDERALLY INSPECTED CANADIAN KILL

	Week Ending Apr 30, 2016	# of hd Change (Week Ago)	YTD	% Change (Year Ago)
Grand Total	51,416	+2,976	798,430	-2%
Western Slaughter	39,344	+2,998	603,459	-3%
Eastern Slaughter	12,072	-22	194,971	+2%

### AVERAGE CARCASS WEIGHTS – CANADA

	Steers	Heifers
Apr 30, 2016	912	856
Apr 23, 2016	942	851
May 2, 2015	870	813

### USDA ESTIMATED CATTLE KILL

	Week Ending May 7, 2016	Previous Week	Year Ago
Grand Total	590,000	590,000	566,000

### LIVE CATTLE - CANADA

	IMPORTS	Import % change from 2015 YTD	EXPORTS	Export % change from 2015 YTD
	<i>Jan 1- Feb 29</i>		<i>Jan 1- Apr 23</i>	
Pure bred	449	+59%	Slaughter steers & heifers	109,052
Non-pure bred	3,441	-14%	Feeder steers & heifers	89,596
			Cows & Bulls	84,177

### BEEF EXPORTS - CANADA

	United States	Change from last year YTD	Mexico	Change from 2015 YTD
	<i>Jan 1 – Feb 29</i>		<i>Jan 1– Feb 29</i>	
Total	39,597 tonnes	+10% or up 3,496 tonnes	2,091 tonnes	-51% or down 2,196 tonnes

### BEEF PRODUCTION - CANADA

	Jan 1 – Apr 30	Last Year Same Time	% Change	Change in tonnes YTD
Fed	269,359 tonnes	260,802 tonnes	+3%	+8,557 tonnes
Non-fed	51,934 tonnes	43,323 tonnes	+20%	+8,611 tonnes

### BEEF IMPORTS - CANADA

	Jan 1 – Apr 30	Last Year Same Time	% Change	Change in tonnes YTD
United States	37,431 tonnes	37,740 tonnes	-1%	-309 tonnes
Non-NAFTA	27,057 tonnes	27,127 tonnes	+0%	+70 tonnes
Total	66,871 tonnes	65,333 tonnes	+2%	+1,538 tonnes

## CHICAGO MERCANTILE EXCHANGE

Closing quotes on futures today were as follows:

Live Cattle			Feeder Cattle			Corn		Soybeans		Canadian \$				
\$/cwt US			\$/cwt US			\$/bu US	¢/bu	\$/bu US	¢/bu					
<b>Jun</b>	120.72	+1.10	<b>May</b>	147.37	-0.57	<b>May</b>	3.760	+4.2	<b>May</b>	10.262	+22.6	<b>Spot</b>	77.33	-0.43
<b>Aug</b>	117.90	+0.47	<b>Aug</b>	147.17	+0.15	<b>Jul</b>	3.774	+3.6	<b>July</b>	10.346	+22.4	<b>Jun</b>	77.31	-0.44
<b>Oct</b>	117.37	+0.45	<b>Sep</b>	146.05	+0.37	<b>Sep</b>	3.794	+3.6	<b>Aug</b>	10.370	+22.2	<b>Sep</b>	77.31	-0.44
<b>Dec</b>	116.87	+0.40	<b>Oct</b>	144.35	+0.55	<b>Dec</b>	3.846	+3.2	<b>Sep</b>	10.274	+21.0	<b>Dec</b>	77.32	-0.44
<b>Feb</b>	115.87	+0.50	<b>Nov</b>	140.50	+0.70	<b>Mar</b>	3.942	+3.4	<b>Nov</b>	10.220	+20.4	<b>Mar</b>	77.33	-0.44
<b>Apr</b>	114.82	+0.52	<b>Jan</b>	136.55	+0.52	<b>May</b>	3.996	+3.4	<b>Jan</b>	10.232	+20.2	<b>Jun</b>	77.36	-0.46

Beef Farmers of Ontario, 130 Malcolm Road, Guelph, ON N1K 1B1 Phone: (519) 824-0334 Fax: (519) 824-1930 or email: [markets@ontariobeef.com](mailto:markets@ontariobeef.com)

### ONTARIO STOCKER & FEEDER TRADE SPECIAL STOCKER SALES

7-May	10:00 AM	Thessalon- Algoma Co-op Livestock Sales	Spring Stocker Sale
11-May		Aylmer Stockyards Inc	Stocker Sale- right after regular sale
14-May	11:00 AM	Denfield Livestock Exchange	Stocker and Bred Cow Sale
18-May	11:00 AM	Kawartha Lakes Community Sale Barn	Stocker Sale
25-May	2:00 PM	Vankleek Hill Livestock Exchange	Stocker Sale
26-May	11:00 AM	Ontario Stockyards Inc	Spring All Vaccinated Sale
28-May	11:00 AM	Denfield Livestock Exchange	Stocker and Bred Cow, Cow/calf Pair Sale

### Comments for the week ending May 5, 2016

There were 523 fed steers and heifers sold through auction markets this week down 70 head from last week, but 55 more than this time last year. Fed steers sold from \$137.38-\$157.38 averaging \$147.69 down \$0.69 from last week, and \$50.33 below last year at this time. Fed heifers ranged from \$136.30-\$157.17 averaging \$146.53 down \$2.77 from last week and \$41.06 below year ago prices. Auction market reports started out this reporting period steady to under pressure. As the week progressed the fancy and good quality cattle were called steady, while medium quality and heavier cattle sold under pressure at lower prices.

The Ontario railgrade market started out steady to the end of the previous week, and has held fully steady. Steers traded from \$248.00-\$255.00 dressed with heifers from \$247.00-\$254.00. Delivery was anywhere from this week to the last week in May. This week's average prices are \$7.00 lower than last week on average, (as last week saw prices decline daily) and \$77.25 below last year at this time.

The Canadian Boxed Beef market reported by Kevin Greer for the week of May 2nd notes: "The U.S. Cutout tanked last week and that coupled with the stronger CDN dollar meant that pricing in Canada was under sharp pressure. The Canadian market continues to be sluggish with retail and foodservice movement seasonally slow, however retailers appear to be getting more aggressive." Beef features this week were poor with only four out of nine major retailers featuring beef.

2,060 cull cows sold through auction markets this week down 539 head from last week and 406 more than this time last year. Cull cows traded from \$71.00-\$95.29 averaging \$82.46 down \$1.70 from last week and \$37.20 below last year at this time. Auction markets reported trade as barely steady, to steady on a selective demand. As the week progressed the market was about steady to steady and ended the week slightly stronger.

Lighter receipts of 6,449 replacement cattle sold through auction markets this week down 1,773 head from last week and 883 less than last year at this time. Auction markets reported a good demand this week with calves barely steady early week, to fully steady as the week progressed, with grass weights selling at a premium, at prices better than expected. Heavier cattle started out barely steady to steady. As the week progressed trade was under pressure, but ended the week fully steady, with just the heavier steers up \$3.00-\$5.00 on a strong demand. Actual average prices this week saw steers 400-500 lbs average \$12.41 below last week on average, steers 500-600 lbs up \$0.05, 600-700 lbs up \$6.50, 700-800 lbs up \$1.28, 800-900 lbs down \$2.59, 900-1000 lbs up \$3.47 and steers over 1000 lbs averaging \$2.78 lower than last week. Heifers 300-400 lbs were down \$2.51 from last week on average, 400-500 lbs down \$8.72, 500-600 lbs up \$0.10, 600-700 lbs up \$8.31, 700-800 lbs up \$3.04, 800-900 lbs up \$0.23 and heifers 900 lbs plus averaged \$0.29 lower than last week on average.

The Quebec Electronic Market this week sold from \$244.00-\$247.00 down \$4.40 from last week on average.

The Alberta cash cattle trade was under severe pressure this week with dressed steers averaging \$17.91 below last week. Canfax reported steers at \$151.40 live and \$256.00-\$258.50 dressed down from last week's weighted average of \$275.88. Canfax reported: "light trade developed with dressed sales anywhere from 5.00-20.00 lower than the previous week. The way things are shaping up, this is going to be the largest week to week decline seen in the past five years. Cash to futures basis levels did weaken this week."

The U.S. cash cattle trade for the week ending April 28th, reported by the USDA Mandatory Price Report, lists live sales from \$120.00-\$125.00 with steers averaging \$123.79 down \$2.66 from the previous week on average, while heifers averaged \$123.75 down \$2.95. On the rail sales ranged from \$188.00-\$197.00 dressed with steers averaging \$194.16 down \$6.52 from the week before, while heifers averaged \$195.18 down \$6.53. This week, at time of reporting, a couple of sales have surfaced this afternoon at \$196.00 dressed in the north which is \$2.00 higher than last week on average, but for the most part it appears that most sellers are resisting these bids and holding out for even higher prices. Bids in the south are currently sitting at \$124.00-\$126.00 live which is steady to \$2.00 higher than last week's market. Bids in the north are sitting at \$195.00-\$198.00 dressed which is steady to \$3.00 higher than last week. Asking prices are firm at this time, at \$127.00 live and \$200.00 dressed. Active trade should develop at any time.