



Weekly Market Information Report for the week ending Thursday, May 12, 2016

The following information is collected from various sources and disseminated by Beef Farmers of Ontario.

ONTARIO DIRECT TO PACKER RAILGRADE CATTLE TRADE

Prices are on a carcass weight basis before grade and weight discounts. Weekly Range:

A Grade Steers	248.00-250.00
A Grade Heifers	247.00-249.00

ONTARIO LIVE CATTLE TRADE

Ontario auction sales this week saw weighted average price ranges for:

FED CATTLE	Volume	Price Range	Average	Top	Last Week Avg
Large Frame Steers +1250	70	136.90-153.96	144.68	167.50	148.80
Medium Frame Steers +1250	67	146.85-156.45	153.17	171.00	144.03
Large & Medium Frame Steers +1250	137	139.79-156.27	148.34	171.00	147.69
Large Frame Heifers +1000	198	146.35-161.05	154.52	176.00	149.57
Medium Frame Heifers +1000	98	143.41-156.03	150.84	163.00	143.70
Large & Medium Frame Heifers +1000	296	143.91-160.38	153.05	176.00	146.53
Cows - All Weights	1,977	75.11-102.06	87.81	139.00	82.49
Bulls - All Weights	93	97.82-117.47	108.90	169.99	115.83

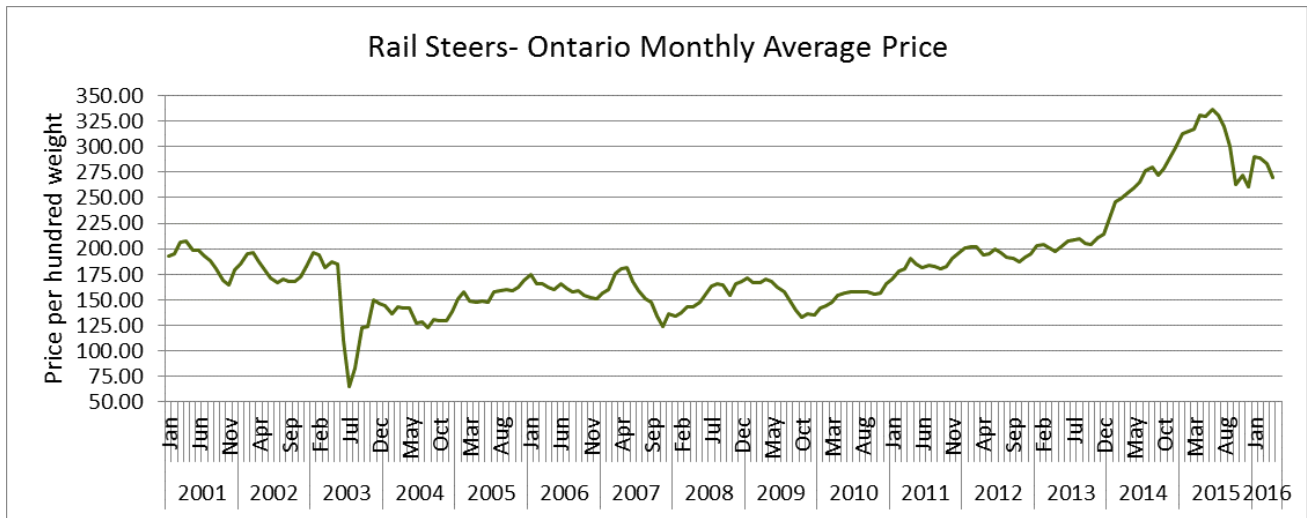
STOCKERS - Large and Medium Frame

STEERS	Volume	Price Range	Average	Top	Last Week Avg
1000+	671	157.60-178.26	166.10	183.00	158.08
900-999	426	154.13-174.78	167.55	185.00	168.33
800-899	713	167.78-188.57	181.30	206.00	171.31
700-799	705	155.15-201.87	185.32	209.50	179.38
600-699	674	164.35-219.17	195.56	235.00	197.68
500-599	457	171.13-227.45	206.56	250.00	193.65
400-499	199	166.84-227.70	203.13	275.00	186.89
-399	43	146.37-229.23	188.93	345.00	201.31

HEIFERS	Volume	Price Range	Average	Top	Last Week Avg
+900	130	143.01-161.04	152.18	171.00	147.46
800-899	183	150.63-174.08	164.25	188.99	159.77
700-799	510	158.42-184.32	171.88	195.00	163.44
600-699	675	152.14-189.19	173.67	202.99	175.40
500-599	463	154.94-203.50	184.94	229.00	176.29
400-499	237	144.03-208.58	181.21	267.50	178.43
300-399	27	160.11-206.44	186.33	231.00	190.60
-299	6	167.92	167.92	250.00	211.88

At **Kawartha Lakes Community Sale Barn: April 30, 2016** –125 cows, 6 bulls, 36 veal, 57 stockers, 7 fed cattle

	Price Range	Average	Top
Cows	59.99-100.00	83.29	100.00
Bulls over 1600 lbs	101.00-135.00	115.10	135.00
Veal 600 lbs +	70.99-121.99	102.80	121.99
Veal 125-300 lbs	100.00-202.49	155.20	202.49
Veal under 125 lbs	100.00-200.00	149.90	235.00



Denfield Livestock Exchange Inc., May 10, 2016: 63 Fed Cattle, 26 Veal, 5 Bulls, 78 Cows, 138 Drop Calves (\$/hd)

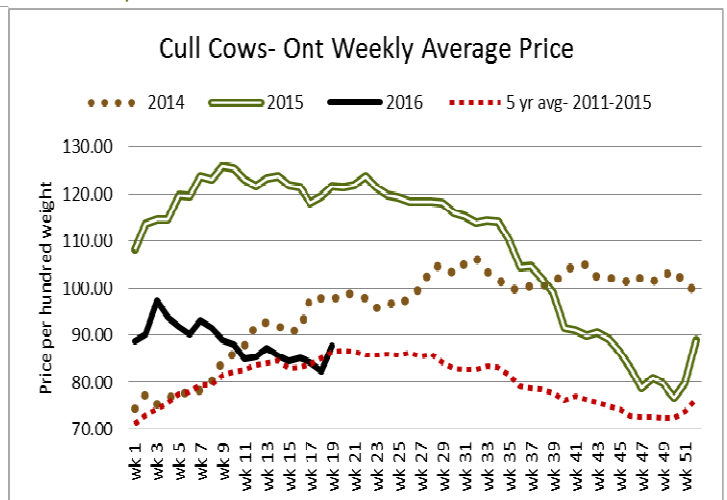
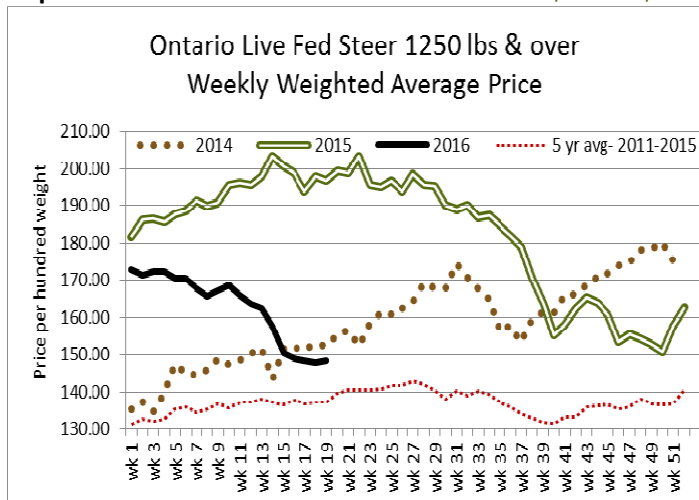
	Price Range	Top		Price Range	Top
Choice steers	155.00-160.00	166.75	Good beef cows	90.00-100.00	107.00
Good steers	150.00-155.00		Good Holstein cows	85.00-95.00	
Choice heifers	155.00-160.00	161.75	D1 & D2 Cows	75.00-85.00	
Good heifers	150.00-155.00		D3 & D4 Cows	60.00-70.00	
Good Holstein veal	115.00-120.00	125.00	Choice drop calves	\$300.00-\$400.00	\$815.00
Plain & heavy veal	100.00-110.00		Good drop calves	\$200.00-\$300.00	
Good beef bulls	106.00-126.00		Plain & Newborns	\$100.00-\$200.00	

At Renfrew Pontiac Livestock Ltd., May 10, 2016: 6 Replacement Calves (\$/hd), 90 Cows, 8 Bulls

	Price Range	Top
Replacement Calves	\$160.00-\$220.00	\$320.00
Cows D1 & D2	96.00-111.00	117.00
Cows D3	86.00-95.00	
Cows D4	78.00-86.00	
Bulls	118.00-131.00	140.00

At Aylmer Stockyards Inc.: May 11, 2016– 28 Veal, 126 Cows, 6 Bulls, 15 Fed Cattle, 91 Calves, 68 stockers

	Price Range	Avg.	Top
Fed steers, dairy & dairy cross	134.49-136.49	135.60	136.49
Cows	72.49-125.00	96.29	125.00
Veal over 600 lbs	96.99-144.99	115.19	144.99
Replacement Calves	\$30.00-\$400.00	\$227.89	



ONTARIO STOCKER & FEEDER TRADE

Stocker sale at **Brussels Livestock: May 6, 2016 – 947** stockers

Steers	Price Range	Average	Top	Heifers	Price Range	Average	Top
1000+ lbs	153.50-163.50	159.31	171.00	+900 lbs	150.00-171.00	160.86	171.00
900-999	160.00-171.50	166.10	177.00	800-899	157.00-178.00	166.67	180.00
800-899	168.00-185.00	176.91	185.00	700-799	157.00-178.50	168.04	178.50
700-799	160.00-190.00	179.40	190.00	600-699	165.00-191.00	176.89	200.00
600-699	171.00-216.00	191.29	235.00	500-599	160.00-196.00	179.61	196.00
500-599	198.00-229.00	216.32	232.00	400-499	157.00-214.00	182.46	214.00
400-499	213.00-244.00	230.78	244.00				
399-	170.00-240.00	223.60	240.00				

Stocker sale at: **Community Livestock Exchange: May 10, 2016 – 146** Stockers

Steers	Price Range	Average	Top	Heifers	Price Range	Average	Top
700-799	107.50-181.00	143.50	181.00	600-699	117.50-189.00	162.90	189.00
600-699	101.00-198.00	166.80	198.00	500-599	99.00-192.50	158.90	192.50
500-599	102.50-215.00	166.50	215.00	400-499	120.00-212.50	176.20	212.50
400-499	135.00-190.00	160.20	220.00				

Stocker sale at: **Keady Livestock Market: May 10, 2016 – 1,585** Stockers, **31** Cull cows

Steers	Price Range	Average	Top	Heifers	Price Range	Average	Top
900-999	167.00-181.50	176.92	181.50	900+	160.50-164.00	161.45	164.00
800-899	185.00-195.00	191.11	196.25	800-899	168.00-178.00	173.38	178.00
700-799	182.00-209.50	196.03	209.50	700-799	171.00-186.75	180.17	186.75
600-699	177.50-230.50	208.27	230.50	600-699	169.50-191.00	180.25	200.00
500-599	185.00-228.00	214.18	250.00	500-599	170.00-207.00	198.17	229.00
400-499	190.00-231.00	210.13	231.00	400-499	157.50-211.00	176.53	211.00
				300-399	170.00-202.50	196.00	202.50

Stocker sale at: **Renfrew Pontiac Livestock: May 10, 2016 – 422** Stockers

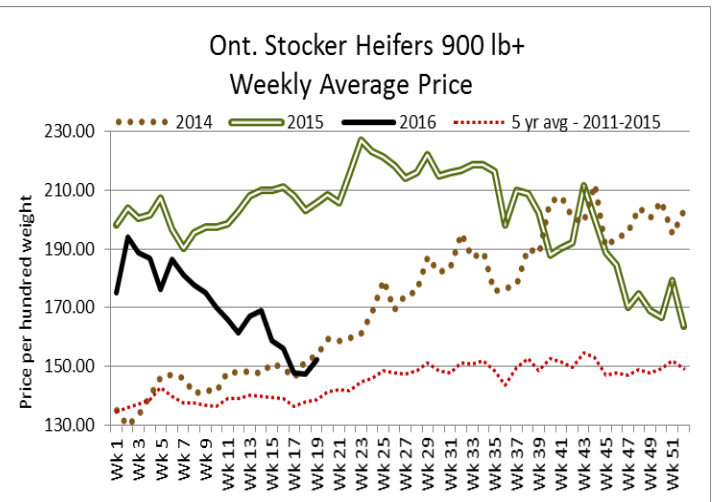
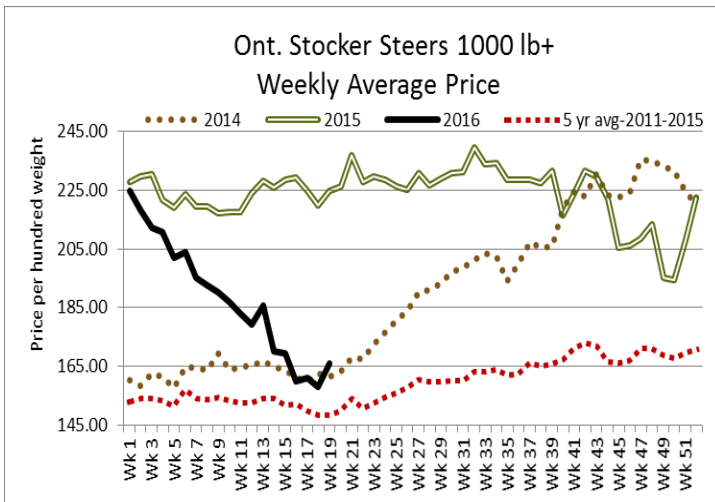
Steers	Price Range	Average	Top	Heifers	Price Range	Average	Top
800-899	136.00-179.00	174.90	179.00	700-799	125.00-193.99	163.79	193.99
700-799	114.99-207.50	185.20	207.50	600-699	112.50-188.99	159.69	188.99
600-699	139.99-222.99	183.80	222.99	500-599	110.00-187.50	169.59	187.50
500-599	119.99-227.49	195.79	227.49	400-499	110.00-197.50	172.79	197.50
400-499	125.00-229.99	198.70	229.99	300-399	175.00-207.50	191.90	207.50

Stocker sale at **Ontario Livestock Exchange: May 11, 2016 – 604** Stockers

Steers	Price Range	Average	Top	Heifers	Price Range	Average	Top
1000+	162.50-183.00	169.11	183.00	500-599	170.00-188.00	184.40	188.00
900-999	175.00-185.00	183.30	185.00	400-499	195.00-202.50	201.00	202.50
800-899	179.00-180.00	179.80	180.00				

Stocker sale at: **Ontario Livestock Exchange, May 12, 2016 – 149** stockers

Steers	Price Range	Average	Top	Heifers	Price Range	Average	Top
700-799	167.50-194.00	180.00	194.00	700-799	164.00-180.00	172.28	180.00
600-699	185.00-202.50	197.38	202.50	600-699	135.00-170.00	157.25	170.00
500-599	202.50-213.00	208.40	213.00	500-599	135.00-178.00	155.38	178.00
400-499	223.00-275.00	246.83	275.00	400-499	146.00-225.00	175.33	267.50

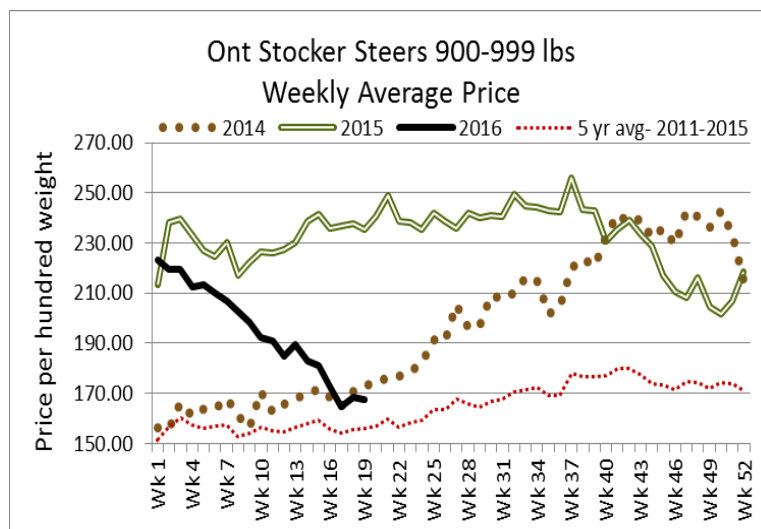


Stocker sale at: **Ontario Stockyards Inc., May 12, 2016 – 1,175 stockers**

Steers	Price Range	Average	Top	Heifers	Price Range	Average	Top
1000+	125.00-163.00	137.14	163.00	900+	140.00-159.00	148.38	159.00
900-999	149.00-183.00	166.87	185.00	800-899	150.00-175.00	162.11	180.00
800-899	161.50-187.50	177.29	187.50	700-799	155.00-183.50	168.79	189.00
700-799	170.00-204.00	186.84	208.50	600-699	152.00-188.00	173.93	201.00
600-699	180.00-212.00	195.39	226.00	500-599	167.50-214.00	187.61	218.00
500-599	194.00-235.00	212.88	241.00	400-499	145.00-202.00	177.43	265.00
400-499	150.00-231.00	199.35	272.00	300-399	110.00-224.00	169.87	224.00
399-	80.00-220.0	157.84	239.00				

Stocker sale at: **Ottawa Livestock Exchange, May 12, 2016 – 135 stockers**

Steers	Price Range	Average	Top	Heifers	Price Range	Average	Top
700-799	120.00-185.00	158.50	185.00	600-699	125.00-179.00	154.24	188.00
600-699	150.00-202.00	175.86	205.00	500-599	157.00-200.00	183.69	200.00
500-599	180.00-227.00	200.60	227.00				
400-499	180.00-212.00	191.33	212.00				
399-	200.00-300.00	247.00	345.00				



ONTARIO STOCKER & FEEDER TRADE SPECIAL SALES

Stocker sale at **Community Livestock Exchange: May 6, 2016** – 760 stockers – Quinte Cattlemen’s Association Sale

Steers	Price Range	Average	Top	Heifers	Price Range	Average	Top
1000+ lbs	143.00-168.50	162.20	168.50	+900 lbs	128.00-142.00	138.19	142.00
900-999	120.00-166.00	153.30	166.00	800-899	112.00-165.00	153.70	165.00
800-899	110.00-182.50	152.90	182.50	700-799	145.00-195.00	166.70	195.00
700-799	115.00-199.00	179.10	199.00	600-699	149.00-199.00	180.80	199.00
600-699	128.00-222.00	189.60	222.00	500-599	130.00-213.00	194.30	213.00
500-599	140.00-227.00	204.19	227.00	400-499	120.00-220.00	187.50	220.00
400-499	170.00-223.00	208.70	223.00				

Stocker sale in **Thessalon, Algoma Cooperative Livestock Sales, May 7, 2016** – 166 Stockers, 6 cow calf pairs, 12 cows.

Steers	Price Range	Heifers	Price Range
700-799	173.50-186.00	700-799	168.75-175.00
600-699	197.50-208.50	600-699	158.00-179.75
500-599	175.50-180.00	500-599	173.00-196.00
400-499	211.00-215.00	400-499	184.00-194.00
Cow/calf pairs	\$1650-\$2100/pair	1 bull-2025 lbs	108.25

CANADIAN BOXED BEEF CUT-OUT VALUES

Week Ending	AAA	AA
April 29, 2016	2.7050	2.6015
April 22, 2016	2.8151	2.7323
April 15, 2016	2.8420	2.7875

U.S. BOXED BEEF CUT-OUT VALUES (U.S. funds cwt)

	Choice 600-900	Select 600-900
Current Five Day Average:	210.04	199.39

ALBERTA DIRECT TRADE

Week Ending Thursday, May 12, 2016

	Live	N/T	Flat rail	N/T
Steers				
Heifers				

U.S. TRADE (U.S. funds)

Week Ending Thursday, May 12, 2016

Choice and Select Steers and Heifers:	Live	128.00-135.00
	Rail	200.00-213.00

QUEBEC ELECTRONIC AUCTION MARKET (F.O.B. THE FEEDLOT)

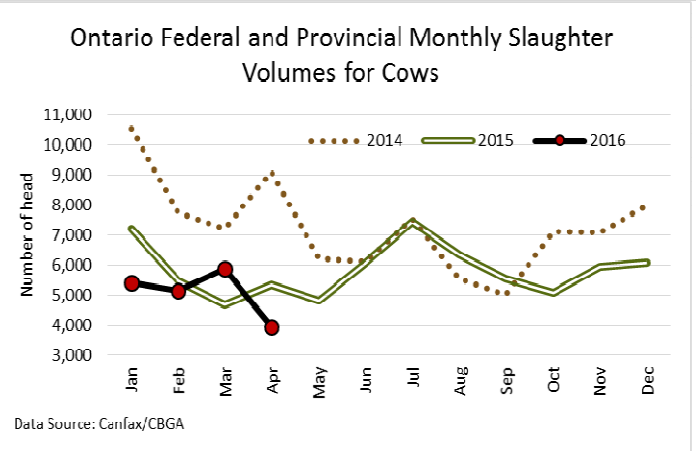
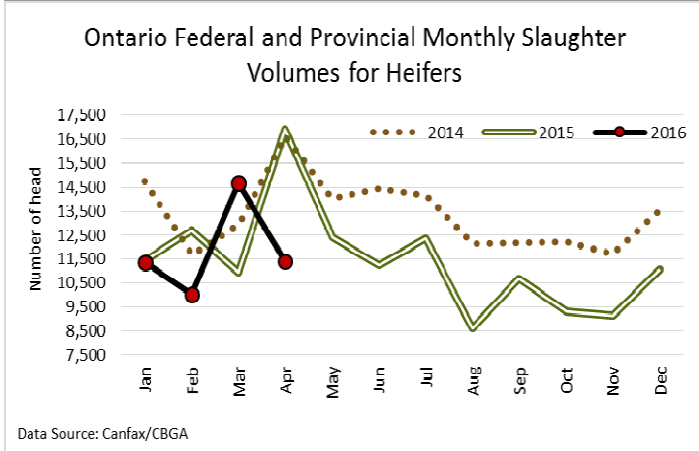
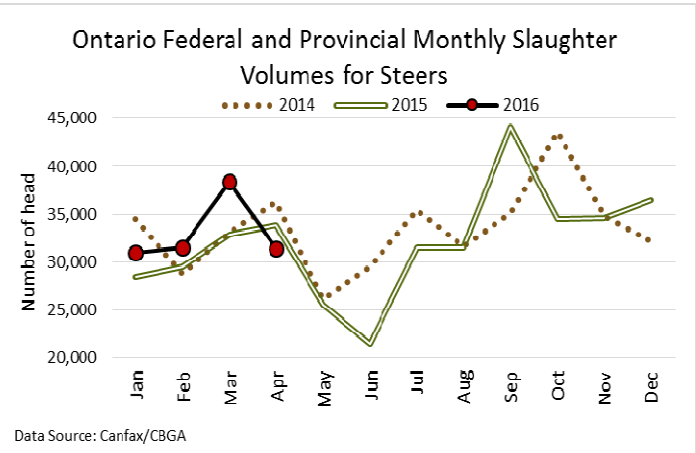
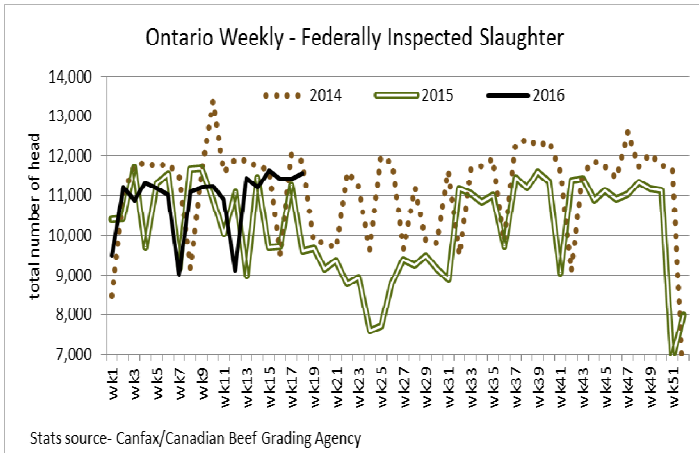
	Price	Change from Last Week
Week Ending Thursday, May 12, 2016	250.75-254.00	+6.45

LIVE CATTLE EXPORTS-ONTARIO

	Week ending Apr 23, 2016	Week ending Apr 16, 2016	Year to Date
Total live slaughter cattle exported from Ontario to the U.S.	3,284	3,784	63,138
Steers & Heifers	599	662	15,478
Cows	2,365	2,663	41,509
Bulls	320	459	6,151

FEDERALLY INSPECTED CANADIAN KILL

	Week Ending May 7, 2016	# of hd Change (Week Ago)	YTD	% Change (Year Ago)
Grand Total	48,949	-2,467	847,379	-2%
Western Slaughter	36,801	-2,543	640,260	-3%
Eastern Slaughter	12,148	+76	207,119	+3%



AVERAGE CARCASS WEIGHTS – CANADA

	Steers	Heifers
May 7, 2016	907	845
Apr 30, 2016	912	856
May 9, 2015	865	810

USDA ESTIMATED CATTLE KILL

	Week Ending May 14, 2016	Previous Week	Year Ago
Grand Total	601,000	587,000	568,000

LIVE CATTLE - CANADA

IMPORTS			EXPORTS		
	Import % change from 2015 YTD			Export % change from 2015 YTD	
	Jan 1- Mar 31			Jan 1- Apr 23	
Pure bred	743	-11%	Slaughter steers & heifers	117,313	+39%
Non-pure bred	6,125	-5%	Feeder steers & heifers	98,203	-47%
			Cows & Bulls	89,040	-5%

BEEF EXPORTS - CANADA

United States	<i>Change from last year YTD</i>	Mexico	<i>Change from 2015 YTD</i>
<i>Jan 1 – Mar 31</i>		<i>Jan 1 – Mar 31</i>	
Total 61,960 tonnes	+7% or up 3,925 tonnes	3,246 tonnes	-42% or down 2,331 tonnes

BEEF PRODUCTION - CANADA

	<i>Jan 1 – May 7</i>	<i>Last Year Same Time</i>	<i>% Change</i>	<i>Change in tonnes YTD</i>
Fed	286,335 tonnes	276,728 tonnes	+3%	+9,607 tonnes
Non-fed	54,253 tonnes	45,033 tonnes	+20%	+9,220 tonnes

BEEF IMPORTS - CANADA

	<i>Jan 1 – May 7</i>	<i>Last Year Same Time</i>	<i>% Change</i>	<i>Change in tonnes YTD</i>
United States	40,112 tonnes	40,422 tonnes	-1%	-310 tonnes
Non-NAFTA	28,210 tonnes	28,331 tonnes	+0%	-121 tonnes
Total	70,872 tonnes	69,251 tonnes	+2%	+1,621 tonnes

CHICAGO MERCANTILE EXCHANGE

Closing quotes on futures today were as follows:

Live Cattle			Feeder Cattle			Corn		Soybeans		Canadian \$				
<i>\$/cwt US</i>			<i>\$/cwt US</i>			<i>\$/bu US</i>		<i>¢/bu</i>						
Jun	123.42	+0.85	May	147.05	-0.77	May	3.820	-3.2	May	10.550	-9.4	Spot	77.29	-0.70
Aug	118.72	-0.17	Aug	146.25	-1.00	Jul	3.906	+1.6	July	10.650	-7.0	Jun	77.30	-0.69
Oct	117.97	-0.12	Sep	144.22	-1.45	Sep	3.932	+1.4	Aug	10.670	-7.0	Sep	77.30	-0.69
Dec	116.92	-0.40	Oct	142.37	-1.60	Dec	3.982	+2.0	Sep	10.591	-7.0	Dec	77.31	-0.69
Feb	115.65	-0.57	Nov	138.75	-0.92	Mar	4.060	+2.0	Nov	10.544	-6.6	Mar	77.33	-0.69
Apr	114.30	-0.60	Jan	134.15	-1.20	May	4.102	+2.0	Jan	10.516	-6.4	Jun	77.37	-0.69

Beef Farmers of Ontario, 130 Malcolm Road, Guelph, ON N1K 1B1 Phone: (519) 824-0334 Fax: (519) 824-1930 or email: markets@ontariobeef.com

ONTARIO STOCKER & FEEDER TRADE SPECIAL STOCKER SALES

14-May	11:00 AM	Denfield Livestock Exchange	Stocker and Bred Cow Sale
18-May	11:00 AM	Kawartha Lakes Community Sale Barn	Stocker Sale
25-May	2:00 PM	Vankleek Hill Livestock Exchange	Stocker Sale
26-May	11:00 AM	Ontario Stockyards Inc	Spring All Vaccinated Sale
28-May	11:00 AM	Denfield Livestock Exchange	Stocker and Bred Cow, Cow/calf Pair Sale

Comments for the week ending May 12, 2016

The live fed cattle market was stronger this week with 433 head on offer, down 90 from last week and 49 less than the same time last year. Fed steers ranged from \$139.75-\$156.27 averaging \$148.34 up \$0.65 from last week, but \$48.54 below year ago prices. For the most part fed steers this week averaged between \$150.00-\$155.00 with one market much lower due to the quality of cattle sold, which in turn pressured the average price lower overall. Fed heifers sold from \$143.91-\$160.38 averaging \$153.05 up \$6.52 from last week and \$38.16 lower than this time last year. Trade improved as the week progressed with auction market reports starting out this reporting period as active at prices \$1.00 to considerably higher. By the end of this reporting period, the market was strong with prices up at least \$3.00-\$5.00 cwt. Extra fancy kinds brought further premiums.

The Ontario railgrade market started this reporting period with \$5.00 dropped off the top end of the range and held fully steady for the week on very light receipts. Steers were reported from \$248.00-\$250.00 dressed with heifers from \$247.00-\$249.00 with delivery in May. This week's average prices were \$2.50 below last week and \$79.25 below last year at this time. Last year the rail prices peaked the week ending June 18, 2015, while in 2014 the market peaked the week ending August 7, 2014, before starting the seasonal decline.

The Canadian Boxed Beef market reported by Kevin Greer for the week of May 9th notes: "Canadian demand remains very poor. Beef is not moving from the stores or out of the restaurant kitchens. The market lacks direction in terms of order and overall tone. Most buyers are more uncertain than usual about direction and tactics to take. Distributors look for opportunities but mostly continue to fill limited orders as necessary. Canadian beef features were average this week, at least in terms of beef's share of fresh meat ads on the front page of flyers. Eastern Canada from the Maritimes to Ontario, is seeing plenty of tenders from the various Loblaws banners with the best pricing in Ontario. The grocers seemed to take a temporary break from showing grinds."

The cull cow market also saw a stronger demand this week with 1,977 head sold through auction markets, down 83 from last week and 81 more than this time last year. Cull cows sold from \$75.11-\$102.06 averaging \$87.81 up \$5.35 from last week but \$33.92 below year ago prices. Auction markets reported trade as steady to stronger on a good demand at the beginning of this reporting period. As the week progressed prices were reported as fully steady to \$2.00-\$5.00 higher.

Replacement cattle volumes were slightly lower on a stronger demand. 6,119 head sold through auction markets down 330 from the previous week and 133 more than last year at this time. Auction markets reported trade as steady to higher prices on an active trade. As the week progressed cattle sold on a good demand with prices fully steady to \$3.00-\$5.00 higher. Actual average prices this week for steers 400-500 lbs were up \$16.24 from last week on average, 500-600 lbs up \$12.91, 600-700 lbs down \$2.12, 700-800 lbs up \$5.94, 800-900 lbs up \$9.96, 900-1000 lbs down \$0.78 and steers over 1000 lbs averaged \$8.02 higher than last week, on average. Heifers 300-400 lbs were down \$4.27 from last week on average, 400-500 lbs up \$2.78, 500-600 lbs up \$8.65, 600-700 lbs down \$1.73, 700-800 lbs up \$8.44, 800-900 lbs up \$4.48 and heifers over 900 lbs averaged \$4.72 higher than last week on average.

The Quebec Electronic Market this week sold from \$250.75-\$254.00, up \$6.45 from last week on average.

The Alberta cash cattle trade, was light at higher prices. Canfax reports: "light trade develop with dressed sales 9.00-10.00 higher than the previous week. We have not seen any live sales reported but packers have raised their bids. At one point packers were bidding in the upper 150's on a live basis and now bids have been noted in the low 160's. Packers are still sounding short bought, cattle that have traded this week are going to be slaughtered by the end of the month." However, trade was too light to establish a price report for this week.

The U.S. cash cattle trade for the week ending May 5th, reported by the The USDA Mandatory Price Report, listed live sales from \$119.00-\$130.00 live, with steers averaging \$126.59 up \$2.80 from the previous week, while live heifers averaged \$126.62 up \$2.83. On the rail, prices ranged from \$195.00-\$200.00 dressed with steers averaging \$198.66 up \$4.50 from the previous week, while heifers averaged \$198.62 up \$3.44. On Wednesday of this week, an extremely light volume of sale's on some top quality cattle were noted in the north at \$205.00 dressed, up \$6.00 from last week, otherwise the market was untested. Thursday, trade was active with packers spending more money. The USDA Mandatory Price Report listed live sales from \$128.00-\$135.00 with steers averaging \$132.63 up \$6.04 from last week on average, while heifers averaged \$133.03 up \$6.41. On the rail steers and heifers sold from \$200.00-\$213.00 dressed with steers averaging \$208.55 up \$9.89 from last week, while heifers averaged \$208.36 up \$9.74. Today the market is quiet with business for the week completed.