



Weekly Market Information Report for the week ending Thursday, May 19, 2016

The following information is collected from various sources and disseminated by Beef Farmers of Ontario.

ONTARIO DIRECT TO PACKER RAILGRADE CATTLE TRADE

Prices are on a carcass weight basis before grade and weight discounts. Weekly Range:

A Grade Steers	248.00-256.00
A Grade Heifers	247.00-255.00

ONTARIO LIVE CATTLE TRADE

Ontario auction sales this week saw weighted average price ranges for:

FED CATTLE	Volume	Price Range	Average	Top	Last Week Avg
Large Frame Steers +1250	209	152.42-166.00	160.50	205.00	144.68
Medium Frame Steers +1250	116	144.48-160.16	152.64	175.50	153.17
Large & Medium Frame Steers +1250	325	149.27-163.68	158.12	205.00	148.34
Large Frame Heifers +1000	171	147.26-169.35	158.71	195.00	154.52
Medium Frame Heifers +1000	223	148.93-162.56	156.71	182.00	150.84
Large & Medium Frame Heifers +1000	394	147.16-165.68	157.03	195.00	153.05
Cows - All Weights	2,348	75.83-102.06	88.48	139.00	87.81
Bulls - All Weights	138	109.92-132.71	119.95	169.70	108.90

STOCKERS - Large and Medium Frame

STEERS	Volume	Price Range	Average	Top	Last Week Avg
1000+	766	164.56-183.56	175.59	201.00	166.10
900-999	320	164.72-185.35	174.47	206.00	167.55
800-899	600	177.19-193.72	186.51	204.50	181.30
700-799	904	186.90-217.70	203.26	227.99	185.32
600-699	697	179.80-229.91	208.27	241.99	195.56
500-599	429	180.63-244.74	217.03	254.00	206.56
400-499	165	163.63-241.31	214.41	287.00	203.13
-399	68	187.56-247.34	216.59	330.00	188.93

HEIFERS	Volume	Price Range	Average	Top	Last Week Avg
+900	255	149.47-170.11	161.56	187.00	152.18
800-899	291	164.11-180.09	174.59	195.00	164.25
700-799	524	165.53-186.85	178.89	205.50	171.88
600-699	607	192.61-197.11	183.42	210.50	173.67
500-599	383	171.33-214.90	195.90	235.00	184.94
400-499	174	166.90-221.37	199.75	242.00	181.21
300-399	41	172.89-216.68	194.13	255.00	186.33
-299	8	176.56-187.81	185.97	240.00	167.92

At **Kawartha Lakes Community Sale Barn: May 14, 2016** –121 cows, 7 bulls, 52 veal, 5 fed cattle

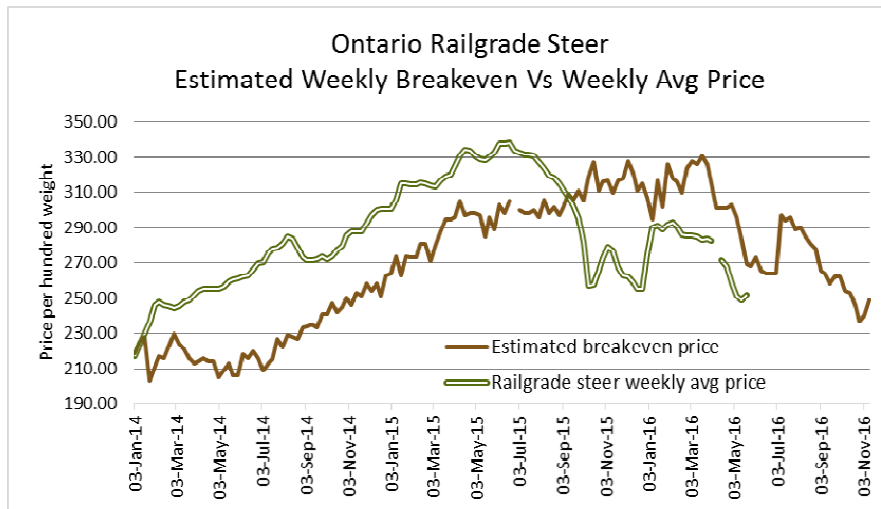
	Price Range	Average	Top
Cows	59.99-114.99	92.00	114.99
Bulls over 1600 lbs	107.49-125.00	118.90	125.00
Veal 600 lbs +	82.49-145.99	118.39	145.99
Veal 125-300 lbs	110.00-204.99	151.00	350.00
Veal under 125 lbs	100.00-210.00	167.59	210.00

Denfield Livestock Exchange Inc., May 17, 2016: 264 Fed Cattle, 37 Veal, 6 Bulls, 85 Cows, and 126 Drop Calves (\$/hd.)

	Price Range	Top		Price Range	Top
Choice steers	165.00-170.00	175.00	Good beef cows	90.00-108.00	136.50
Good steers	155.00-160.00		Good Holstein cows	90.00-105.00	
Choice heifers	160.00-165.00	187.00	D1 & D2 Cows	80.00-90.00	
Good heifers	155.00-160.00		D3 & D4 Cows	70.00-80.00	
Good Holstein veal	115.00-125.00		Choice drop calves	\$250.00-\$350.00	
Plain & heavy veal	105.00-115.00		Good drop calves	\$150.00-\$250.00	
Good beef bulls	113.00-143.50		Plain & Newborns	\$125.00-\$175.00	

At Aylmer Stockyards Inc.: May 18, 2016– 43 Veal, 121 Cows, 3 Bulls, 27 Fed Cattle, 91 Calves, 25 stockers

	Price Range	Avg.	Top
Fed heifers, dairy & dairy cross	83.49-128.00	105.49	128.00
Cows	63.50-116.99	90.90	116.99
Veal over 600 lbs	102.00-156.00	118.19	210.00
Replacement Calves	\$100.00-\$760.00/hd	\$294.44/hd	



The information provided on this report is based on weighted averages for actual data collected. Input costs are a guideline only and will vary from producer to producer. BFO does not take any responsibility and accepts no legal liability arising from or connected to damages or losses experienced by producers when using this information. This is to be used at your own risk.

ONTARIO STOCKER & FEEDER TRADE

Stocker sale at Brussels Livestock: May 13, 2016 – 1,951 stockers

Steers	Price Range	Average	Top	Heifers	Price Range	Average	Top
1000+ lbs	164.00-178.00	171.21	201.00	+900 lbs	157.00-169.00	163.91	172.00
900-999	166.00-187.50	176.58	206.00	800-899	163.00-177.25	172.39	177.25
800-899	173.00-195.50	184.44	195.50	700-799	170.00-186.00	180.08	190.00
700-799	197.00-223.50	209.68	223.50	600-699	165.00-193.00	183.02	210.50
600-699	179.00-223.50	203.74	227.00	500-599	180.00-220.00	199.73	220.00
500-599	196.00-247.00	228.58	247.00	400-499	145.00-221.00	188.41	242.00
400-499	177.50-225.00	199.78	226.00	300-399	177.00-207.00	196.33	207.00
399-	210.00-248.00	237.00	248.00				

Stocker sale at Kawartha Lakes Community Sale Barn: May 14, 2016 – 99 stockers

Steers	Price Range	Average	Top	Heifers	Price Range	Average	Top
700-799	132.49-193.99	162.09	193.99	600-699	140.99-182.49	152.29	182.49
600-699	125.00-210.00	177.09	210.00	500-599	142.50-185.00	171.19	185.00
500-599	132.49-232.50	189.50	232.50				
400-499	155.00-232.50	199.59	232.50				
399-	164.99-232.50	186.49	232.50				

Stocker sale at: **Community Livestock Exchange: May 17, 2016 – 174 Stockers**

Steers	Price Range	Average	Top	Heifers	Price Range	Average	Top
700-799	112.99-210.00	158.00	210.00	700-799	117.50-183.00	155.60	183.00
600-699	107.50-227.99	172.60	227.99	600-699	142.50-190.00	175.60	190.00
500-599	122.50-235.00	201.90	235.00	500-599	122.50-200.00	170.20	200.00

Stocker sale at: **Keady Livestock Market: May 17, 2016 – 1,223 Stockers & 39 Cull Cows**

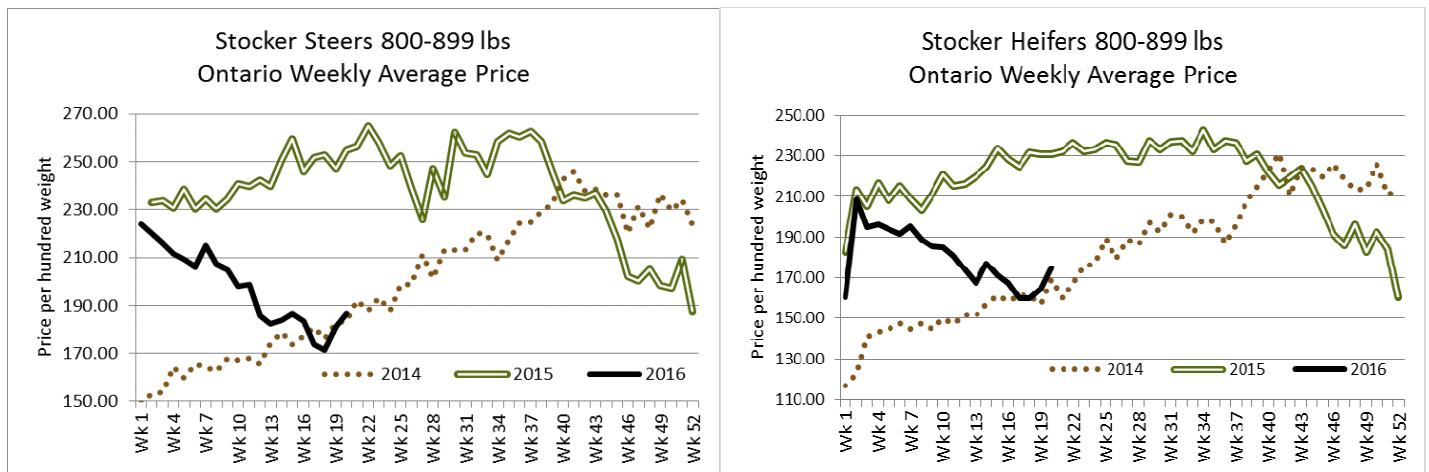
Steers	Price Range	Average	Top	Heifers	Price Range	Average	Top
1000+	163.00-177.00	169.45	177.00	800-899	170.00-178.00	175.15	178.00
900-999	165.00-182.50	170.62	187.50	700-799	177.00-186.50	182.47	187.50
800-899	181.00-194.00	188.99	204.50	600-699	182.50-205.00	196.14	205.00
700-799	200.00-218.50	208.80	227.00	500-599	187.50-210.00	199.70	210.00
600-699	204.00-234.50	223.18	234.50	400-499	187.50-225.00	205.00	225.00
500-599	220.00-251.00	230.75	251.00				

Stocker sale at: **Renfrew Pontiac Livestock: May 17, 2016 – 276 Stockers**

Steers	Price Range	Average	Top	Heifers	Price Range	Average	Top
1000+	107.00-179.00	160.40	179.00	800-899	125.00-170.99	160.20	170.99
800-899	159.00-180.00	178.20	180.00	700-799	145.99-176.00	166.59	176.00
700-799	151.00-210.99	181.89	210.99	600-699	130.00-204.99	169.90	204.99
600-699	151.00-232.50	188.70	232.50	500-599	142.50-210.00	190.70	210.00
500-599	130.00-235.00	198.39	235.00	400-499	139.99-232.50	202.40	232.50

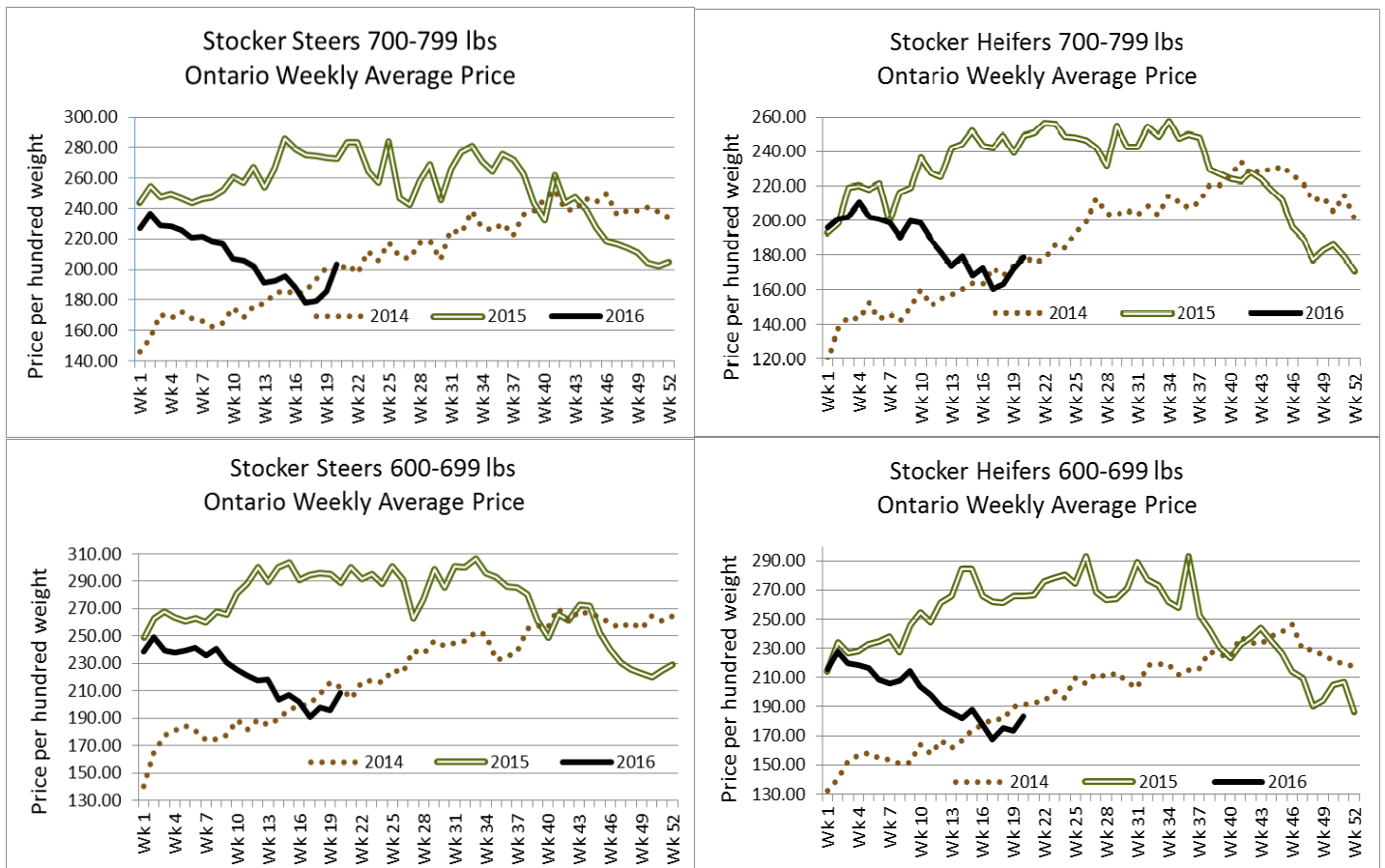
Stocker sale at: **Ontario Livestock Exchange: May 18, 2016 – 658 Stockers**

Steers	Price Range	Average	Top	Heifers	Price Range	Average	Top
1000+	169.00-187.50	179.74	187.50	900+	154.00-187.00	174.34	187.00
900-999	171.00-190.50	180.65	190.50	800-899	180.00-195.00	190.02	195.00
800-899	186.00-190.00	187.50	190.00				
700-799	177.50-210.00	198.36	210.00				



Stocker sale at: **Ontario Livestock Exchange, May 19, 2016 – 352 stockers**

Steers	Price Range	Average	Top	Heifers	Price Range	Average	Top
1000+	120.00-178.00	147.00	178.00	900+	102.00-171.0	144.79	171.00
900-999	145.00-175.00	160.67	177.50	800-899	127.00-147.50	136.28	152.50
800-899	179.00-200.00	187.20	200.00	700-799	127.50-182.50	163.90	182.50
700-799	185.00-212.50	199.97	212.50	600-699	140.00-165.00	154.13	175.00
600-699	185.00-227.50	214.43	232.00	500-599	137.50-175.00	155.00	200.00
500-599	152.50-232.50	191.55	241.00	400-499	150.00-185.00	172.14	185.00
400-499	170.00-210.00	186.00	217.50				
399-	107.50-215.00	143.33	215.00				



Stocker sale at: **Ontario Stockyards Inc., May 19, 2016 – 1,145 stockers**

Steers	Price Range	Average	Top	Heifers	Price Range	Average	Top
1000+	160.00-179.50	173.21	179.50	900+	151.00-180.00	160.78	180.00
900-999	165.00-188.50	181.05	188.50	800-899	170.00-192.50	182.08	192.50
800-899	182.00-195.00	188.85	199.00	700-799	173.00-196.00	187.58	205.50
700-799	175.00-207.00	194.16	218.00	600-699	160.00-205.00	186.98	208.00
600-699	185.00-236.00	212.23	239.00	500-599	185.00-226.00	209.33	235.00
500-599	185.00-254.00	219.59	254.00	400-499	192.50-230.00	213.77	240.00
400-499	161.50-249.00	222.53	267.50	300-399	170.00-240.00	201.52	255.00
399-	225.00-281.00	254.68	315.00				

Stocker sale at: **Ottawa Livestock Exchange, May 19, 2016 – 171 stockers**

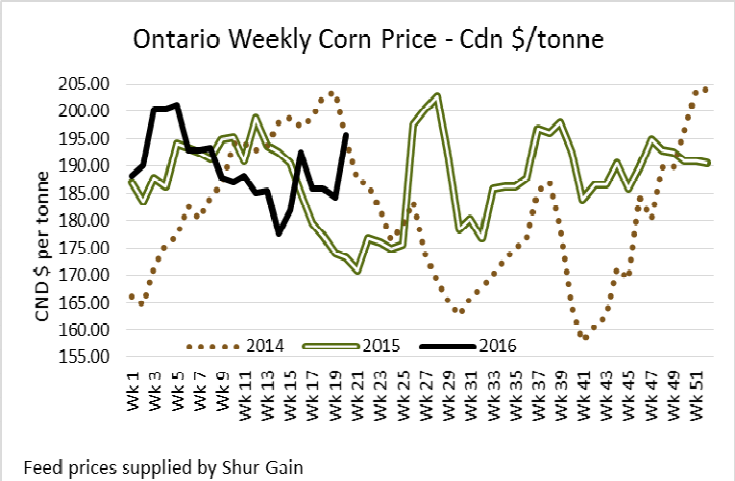
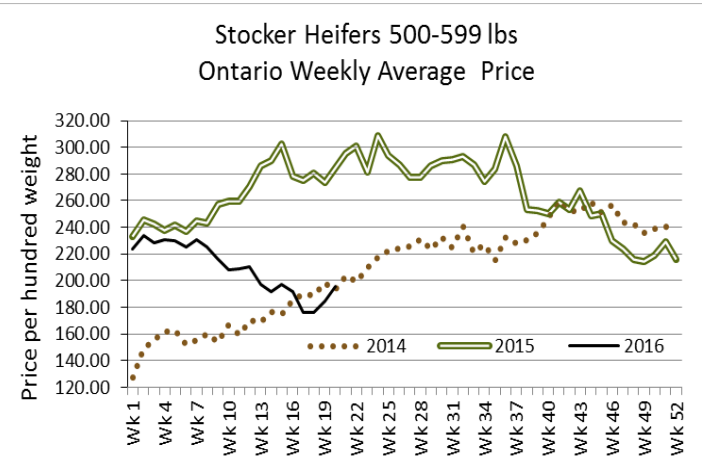
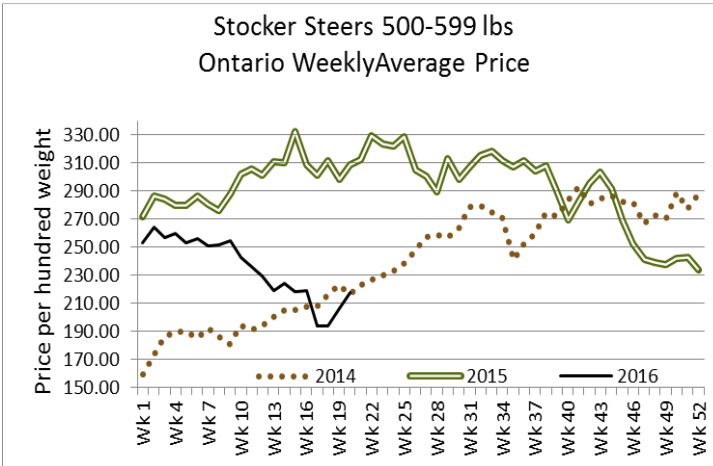
Steers	Price Range	Average	Top	Heifers	Price Range	Average	Top
700-799	152.00-209.00	187.92	209.00	600-699	167.00-183.00	178.85	183.00
600-699	160.00-229.00	197.87	229.00	500-599	165.00-197.00	181.70	197.00
500-599	155.00-228.00	191.79	242.00	400-499	174.00-202.00	188.11	210.00
400-499	71.00-228.00	203.46	228.00				

ONTARIO STOCKER & FEEDER TRADE SPECIAL SALES

Stocker sale at **Kawartha Lakes Community Sale Barn: May 18, 2016 – 226 Stockers**

Steers	Price Range	Average	Top	Heifers	Price Range	Average	Top
800-899	190.99-200.99	193.79	200.99	700-799	147.50-198.99	178.40	198.99
700-799	146.99-227.99	210.30	227.99	600-699	172.50-202.99	188.99	202.99
600-699	172.50-2410.99	221.09	241.99	500-599	167.50-229.99	198.70	229.99
500-599	139.99-239.00	212.69	239.00	400-499	125.00-229.00	199.59	229.00
400-499	189.99-287.00	237.09	287.00				

A light run of good quality stockers sold actively at prices \$5.00-\$10.00 cwt higher.



Feed prices supplied by Shur Gain

CANADIAN BOXED BEEF CUT-OUT VALUES

Week Ending	AAA	AA
May 6, 2016	2.6517	2.5879
April 29, 2016	2.7050	2.6015
April 22, 2016	2.8151	2.7323

U.S. BOXED BEEF CUT-OUT VALUES (U.S. funds cwt)

	Choice 600-900	Select 600-900
Current Five Day Average:	224.24	209.89

ALBERTA DIRECT TRADE

Week Ending Thursday, May 19, 2016					
Steers	Live	N/T	Flat rail	N/A	
Heifers	Live	N/T	Flat rail	N/A	

U.S. TRADE (U.S. funds)

Week Ending Thursday, May 19, 2016		
Choice and Select Steers and Heifers:	Live	124.00-132.00
	Rail	204.00-206.00

QUEBEC ELECTRONIC AUCTION MARKET (F.O.B. THE FEEDLOT)

	Price	Change from Last Week
Week Ending Thursday, May 19, 2016	251.00-253.00	-0.18

LIVE CATTLE EXPORTS-ONTARIO

	Week ending Apr 30, 2016	Week ending Apr 23, 2016	Year to Date
Total live slaughter cattle exported from Ontario to the U.S.	3,202	3,284	66,340
Steers & Heifers	580	599	16,058
Cows	2,299	2,365	43,808
Bulls	323	320	6,474

FEDERALLY INSPECTED CANADIAN KILL

	Week Ending May 14, 2016	# of hd Change (Week Ago)	YTD	% Change (Year Ago)
Grand Total	51,886	+2,937	899,265	-1%
Western Slaughter	39,588	+2,787	679,848	-2%
Eastern Slaughter	12,298	+150	219,417	+4%

AVERAGE CARCASS WEIGHTS – CANADA

	Steers	Heifers
May14, 2016	891	832
May 7, 2016	907	845
May 16, 2015	862	801

USDA ESTIMATED CATTLE KILL

	Week Ending May 21, 2016	Previous Week	Year Ago
Grand Total	587,000	601,000	571,000

LIVE CATTLE - CANADA

IMPORTS		Import % change from 2015 YTD	EXPORTS		Export % change from 2015 YTD
<i>Jan 1- Mar 31</i>			<i>Jan 1- Apr 23</i>		
Pure bred	743	-11%	Slaughter steers & heifers	117,313	+39%
Non-pure bred	6,125	-5%	Feeder steers & heifers	98,203	-47%
			Cows & Bulls	89,040	-5%

BEEF EXPORTS - CANADA

United States	Change from last year YTD	Mexico	Change from 2015 YTD
<i>Jan 1 – Mar 31</i>		<i>Jan 1 – Mar 31</i>	
Total 61,960 tonnes	+7% or up 3,925 tonnes	3,246 tonnes	-42% or down 2,331 tonnes

BEEF PRODUCTION - CANADA

	Jan 1 – May 14	Last Year Same Time	% Change	Change in tonnes YTD
Fed	304,681 tonnes	292,129 tonnes	+4%	+12,552 tonnes
Non-fed	56,187 tonnes	47,017 tonnes	+20%	+9,170 tonnes

BEEF IMPORTS - CANADA

	Jan 1 – May 14	Last Year Same Time	% Change	Change in tonnes YTD
United States	43,036 tonnes	43,058 tonnes	+0%	-22 tonnes
Non-NAFTA	29,273 tonnes	29,862 tonnes	-2%	-589 tonnes
Total	75,895 tonnes	73,420 tonnes	+2%	+2,475 tonnes

CHICAGO MERCANTILE EXCHANGE

Closing quotes on futures today were as follows:

Live Cattle			Feeder Cattle			Corn			Soybeans			Canadian \$		
\$/cwt US			\$/cwt US			\$/bu US		¢/bu	\$/bu US		¢/bu			
Jun	121.05	-0.50	May	148.62	+0.35	Jul	3.944	+4.4	July	10.742	+2.6	Spot	76.13	-0.23
Aug	117.45	-0.87	Aug	147.92	-0.17	Sep	3.966	+4.2	Aug	10.734	+0.4	Jun	76.12	-0.24
Oct	117.10	-0.72	Sep	146.02	-0.12	Dec	3.996	+2.4	Sep	10.602	-1.6	Sep	76.13	-0.24
Dec	117.37	-0.40	Oct	144.07	-0.10	Mar	4.064	+1.4	Nov	10.494	-4.0	Dec	76.15	-0.23
Feb	116.60	-0.07	Nov	140.70	+0.10	May	4.102	+1.0	Jan	10.474	-3.6	Mar	76.17	-0.23
Apr	115.40	+0.05	Jan	135.95	+0.07	Jul	4.136	+0.4	Mar	10.274	-4.4	Jun	76.17	-0.23

Beef Farmers of Ontario, 130 Malcolm Road, Guelph, ON N1K 1B1 Phone: (519) 824-0334 Fax: (519) 824-1930 or email: markets@ontariobeef.com

ONTARIO STOCKER & FEEDER TRADE SPECIAL STOCKER SALES

25-May	2:00 PM	Vankleek Hill Livestock Exchange	Stocker Sale
26-May	11:00 AM	Ontario Stockyards Inc	Spring All Vaccinated Sale
28-May	11:00 AM	Denfield Livestock Exchange	Stocker and Bred Cow, Cow/calf Pair Sale

Comments for the week ending May 19, 2016

It is very nice to report, for the first time in a while, that all classes of cattle met a better demand at higher prices! The live fed cattle market saw 719 head sold through auction markets, up 286 head from last week and 308 more than this time last year. It is important to note that included in this week's pricing and volume is the CDN Livestock Auction Markets Association Auctioneer Competition, which saw considerably stronger prices and is reflected in the averages. Fed steers ranged from \$149.27-\$163.68 averaging \$158.12 up \$9.78 from last week and \$41.38 below last year at this time. Fed heifers sold from \$147.16-\$165.68 averaging \$157.03 up \$3.98 from last week and \$36.32 below year ago prices. Auction markets reported a very strong active trade with prices slightly higher to \$2.00-\$3.00 higher, with fancy cattle bringing further premiums.

The Ontario railgrade market improved as the week progressed. Steers started out this reporting period at \$248.00-\$254.00 dressed and ended the week at \$253.00-\$256.00, while heifers followed the same trend starting out at \$247.00-\$253.00, ending the week from \$252.00-\$255.00 dressed. This week's average prices are up \$2.75 from last week, but \$78.50 below last year at this time. Heading into the long weekend, Friday's prices are up to \$256.00-\$260.00 for steers and \$255.00-\$259.00 for heifers with delivery next week and the week after.

The Canadian Boxed Beef market reported by Kevin Greer for the week of May 16th notes: "The Canadian market has finally gotten busy as buyer activity has perked-up. Pull through on ads has finally improved. The turnaround in the futures woke up everyone beyond the packer level in the chain and got them back in the game."

Slightly larger receipts of 2,348 cull cows sold through auction markets this week up 371 from last week, and 571 more than last year at this time. Cull cows sold from \$75.83-\$102.06 averaging \$88.48 up \$0.67 from last week, but \$33.01 below last year at this time. Auction markets reported trade as under pressure, to strong and steady early week. As the week progressed the market was active with prices steady to higher.

6,232 stocker and feeder cattle sold through auction markets, up 113 head from last week and 1,404 more than last year at this time. Auction markets reported trade as active on a solid demand with prices fully steady to higher, with some noting cattle as \$2.00-\$10.00 cwt higher. Actual average prices for this week saw steers 400-500 lbs averaging \$11.28 higher than last week, 500-600 lbs up \$10.47, 600-700 lbs up \$12.71, 700-800 lbs up \$17.94, 800-900 lbs up \$5.21, 900-1000 lbs up \$6.92 and steers over 1000 lbs averaged \$9.49 higher than last week on average. Heifers 300-400 lbs were up \$7.80 from last week on average, 400-500 lbs up \$18.54, 500-600 lbs up \$10.96, 600-700 lbs up \$9.75, 700-800 lbs up \$7.01, 800-900 lbs up \$10.34 and heifers over 900 lbs averaged \$9.38 higher than last week on average.

The Quebec Electronic Market this week sold from \$251.00-\$253.00, down \$0.18 from last week on average.

The Alberta cash cattle trade, for the week ending May 19th, was too light to establish a price report but bids were noted as \$9.00-\$10.00 higher on a dressed basis. This week, Canfax reported steers from \$268.50-\$272.00 dressed up \$2.25 from last week on average. Heifers sold at \$165.00 live (no sales last week to compare too) and from \$270.50-\$272.00 dressed, up \$4.25 from last week on average.

The U.S. cash cattle trade final results for the week ending May 12th, reported by the The USDA Mandatory Price Report, listed live sales from \$128.00-\$135.00 with steers averaging \$132.63 up \$6.04 from last week on average, while heifers averaged \$133.03 up \$6.41. On the rail steers and heifers sold from \$200.00-\$213.00 dressed with steers averaging \$208.55 up \$9.89 from last week, while heifers averaged \$208.36 up \$9.74. At time of reporting Friday noon, a light to moderate trade so far this week has been noted in the south with sales anywhere from \$124.00-\$133.00 live, with steers averaging \$131.14 and heifers \$130.77, down around \$1.00-\$2.00 from last week on average. Business in the north has been extremely light with sales in the \$204.00-\$206.00 dressed range with steers averaging \$204.03 and heifers \$204.88, down \$3.00-\$4.00 from last week on average. At time of reporting bids are sitting at \$204.00-\$206.00 dressed which is steady to yesterday, while asking prices are sitting at \$212.00 dressed. Active trade is expected in the north now that the Cattle On Feed Report has been released, however it appears that the market tone for the week has been established. The south appears to be finished for the week.