



Weekly Market Information Report for the week ending Thursday, June 2, 2016

The following information is collected from various sources and disseminated by Beef Farmers of Ontario.

ONTARIO DIRECT TO PACKER RAILGRADE CATTLE TRADE

Prices are on a carcass weight basis before grade and weight discounts. Weekly Range:

A Grade Steers	263.00-265.00
A Grade Heifers	262.00-263.00

ONTARIO LIVE CATTLE TRADE

Ontario auction sales this week saw weighted average price ranges for:

FED CATTLE	Volume	Price Range	Average	Top	Last Week Avg
Large Frame Steers +1250	226	146.33-165.63	157.74	184.00	158.03
Medium Frame Steers +1250	115	147.61-164.29	155.71	177.00	158.13
Large & Medium Frame Steers +1250	341	147.69-165.36	157.42	184.00	158.27
Large Frame Heifers +1000	208	143.86-166.71	158.48	192.50	159.29
Medium Frame Heifers +1000	161	146.06-164.64	157.05	185.50	151.19
Large & Medium Frame Heifers +1000	369	145.63-168.36	159.12	192.50	156.67
Cows - All Weights	2,232	74.54-104.85	89.24	139.99	86.90
Bulls - All Weights	95	108.79-138.96	123.42	199.19	119.00

STOCKERS - Large and Medium Frame

STEERS	Volume	Price Range	Average	Top	Last Week Avg
1000+	939	161.28-180.81	168.90	187.50	169.10
900-999	428	174.37-188.56	181.87	196.75	183.87
800-899	447	174.06-206.09	191.69	223.00	194.44
700-799	449	185.70-226.81	208.23	239.00	211.76
600-699	414	167.76-242.49	213.38	262.50	227.39
500-599	355	189.95-261.48	230.31	282.50	229.94
400-499	149	192.16-263.98	235.55	307.50	223.57
-399	76	191.88-261.91	229.16	335.00	227.87

HEIFERS	Volume	Price Range	Average	Top	Last Week Avg
+900	465	154.31-177.61	169.09	186.50	165.94
800-899	270	165.32-190.57	177.21	201.00	179.65
700-799	282	164.92-202.39	184.17	207.50	187.85
600-699	383	167.57-212.55	191.97	229.50	197.86
500-599	310	175.49-228.08	204.98	248.00	202.65
400-499	114	169.33-228.13	200.75	245.00	206.72
300-399	35	182.46-254.53	225.58	285.00	210.99
-299	18	185.83-238.61	210.15	315.00	245.83

At Kawartha Lakes Community Sale Barn: May 28, 2016 –125 cows, 5 bulls, 75 veal, 29 fed cattle, 48 stockers

	Price Range	Average	Top
Fed steer, lg & med frame	160.00-175.00	163.10	175.00
Cows	55.00-112.00	89.90	112.00
Bulls under 1600 lbs	94.99-117.99	108.00	117.99
Bulls over 1600 lbs	117.99-122.50	120.50	122.50
Veal 600 lbs +	75.00-150.00	113.39	169.99
Veal 125-300 lbs	150.00-250.00	202.80	404.99
Veal under 125 lbs	130.00-235.00	205.69	379.99

Denfield Livestock Exchange Inc., May 31, 2016: 251 Fed Cattle, 37 Veal, 4 Bulls, 60 Cows & 148 Drop Calves (\$/hd.)

	Price Range	Top		Price Range	Top
Choice steers	160.00-165.00	172.50	Good beef cows	100.00-110.00	118.00
Good steers	155.00-160.00		Good Holstein cows	95.00-105.00	
Choice heifers	160.00-165.00	174.00	D1 & D2 Cows	85.00-95.00	
Good heifers	155.00-160.00		D3 & D4 Cows	70.00-80.00	
Good Holstein veal	110.00-120.00		Choice drop calves	\$300.00-\$350.00/hd	
Plain & heavy veal	100.00-110.00		Good drop calves	\$200.00-\$300.00/hd	
Good beef bulls	120.00-138.00		Plain & Newborns	\$75.00-\$150.00/hd	
Good Holstein bulls	111.00-128.00				

At Renfrew Pontiac Livestock Ltd.: May 31, 2016 – 12 Replacement Calves, 142 Cows & 8 Bulls

	Price Range	Top
Replacement Calves	\$200.00-\$240.00	
Cows D1 & D2	102.00-115.00	124.00
Cows D3	89.00-101.00	
Cows D4	79.00-88.00	
Bulls	121.00-124.00	135.00

At Aylmer Stockyards Inc.: June 1, 2016 – 42 Veal, 98 Cows, 19 Fed Cattle, 96 Replacement Calves & 22 Stockers

	Price Range	Avg.	Top
Fed heifers, dairy & dairy cross	90.00-132.00	119.59	132.00
Cows	65.00-123.99	94.89	123.99
Veal over 600 lbs	102.00-136.00	116.10	136.00
Replacement Calves	\$40.00-\$420.00/hd	\$202.33/hd	

ONTARIO STOCKER & FEEDER TRADE

Stocker sale at Brussels Livestock: May 27, 2016 – 1,899 stockers,

Steers	Price Range	Average	Top	Heifers	Price Range	Average	Top
1000+ lbs	166.50-179.00	171.59	187.50	+900 lbs	162.00-178.00	1271.66	186.50
900-999	181.00-193.00	187.26	196.75	800-899	173.00-190.25	180.48	195.75
800-899	166.00-199.50	182.25	215.00	700-799	170.00-207.50	185.78	207.50
700-799	183.00-228.00	206.82	231.00	600-699	170.00-214.00	192.13	229.50
600-699	175.00-240.00	210.90	259.00	500-599	165.00-232.00	202.68	232.00
500-599	200.00-272.00	238.46	272.00	400-499	162.00-236.00	197.85	236.00
400-499	207.00-262.00	238.14	262.00	300-399	215.00-285.00	244.17	285.00

Stocker sale at: Community Livestock Exchange: May 31, 2016 – 227 Stockers

Steers	Price Range	Average	Top	Heifers	Price Range	Average	Top
800-899	110.00-189.00	165.00	189.00	700-799	107.50-185.00	155.10	185.00
700-799	110.00-225.00	180.70	225.00	600-699	102.50-207.00	164.90	207.00
600-699	142.50-231.00	199.80	231.00	500-599	135.00-220.00	178.90	220.00
500-599	130.00-255.00	215.70	255.00	400-499	107.50-210.00	163.19	210.00
400-499	165.00-245.00	220.00	245.00				

Stocker sale at: Keady Livestock Market: May 31, 2016 - 757 Stockers

Steers	Price Range	Average	Top	Heifers	Price Range	Average	Top
1000+	163.00-178.25	173.83	180.00	900+	91.00-183.00	152.64	183.00
900-999	182.00-194.00	188.53	194.00	800-899	128.00-187.50	152.65	187.50
800-899	195.50-223.00	210.39	223.00	700-799	184.00-195.75	191.20	195.75
700-799	229.00-239.00	232.91	239.00	600-699	175.00-217.00	204.54	217.00
600-699	214.00-243.50	237.00	262.50	500-599	197.50-227.50	220.35	242.50
500-599	242.50-267.00	254.66	267.00	400-499	180.00-220.00	199.90	239.00
400-499	250.00-307.50	291.00	307.50	300-399	185.00-200.00	195.00	200.00
399-	250.00-275.00	263.33	275.00				

Stocker sale at: **Renfrew Pontiac Livestock: May 31, 2016 – 229 Stockers**

Steers	Price Range	Average	Top	Heifers	Price Range	Average	Top
800-899	172.50-202.49	191.79	202.49	700-799	135.00-204.99	181.60	204.99
700-799	160.00-227.49	194.50	227.49	600-699	167.50-210.00	191.19	210.00
600-699	129.00-254.99	216.99	254.99	500-599	175.00-225.00	201.50	225.00
500-599	164.99-282.50	230.29	282.50	400-499	204.99-239.99	221.39	239.99
400-499	152.49-268.99	236.60	268.99	299-	192.50-217.49	205.20	217.49
399-	160.00-260.00	228.69	260.00				

Stocker sale at **Ontario Livestock Exchange: June 1, 2016 – 673 Stockers**

Steers	Price Range	Average	Top	Heifers	Price Range	Average	Top
1000+	160.50-183.00	168.08	183.00	900+			
900-999	163.00-186.00	175.44	186.00				
800-899	155.00-189.00	172.00	189.00				

Stocker sale at: **Ontario Livestock Exchange, June 2, 2016 – 222 Stockers**

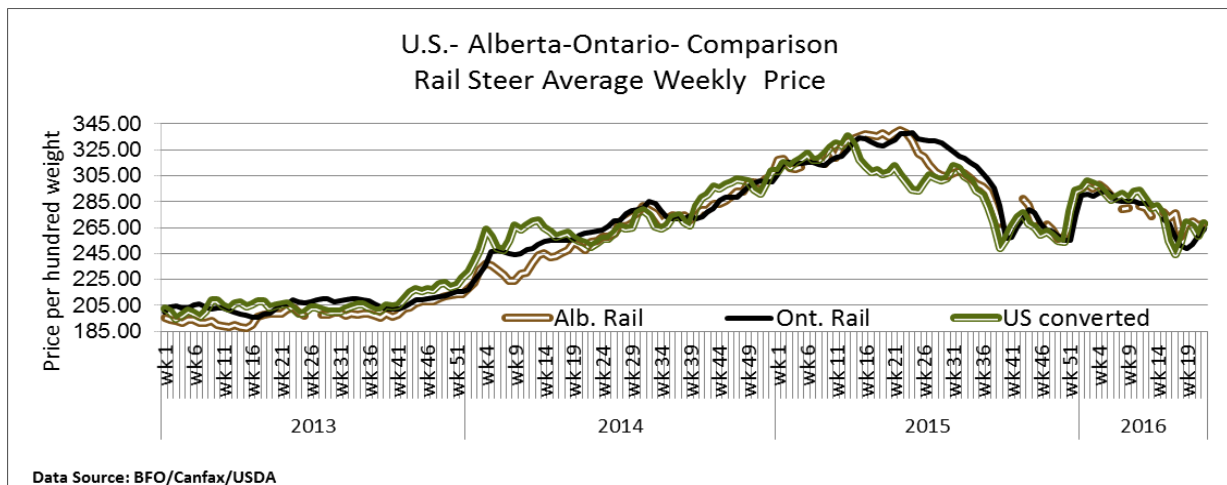
Steers	Price Range	Average	Top	Heifers	Price Range	Average	Top
800-899	182.00-208.00	194.71	208.00	700-799	140.00-202.00	174.38	202.00
700-799	160.00-215.00	190.86	215.00	600-699	175.00-212.00	200.92	212.00
600-699	180.00-237.50	219.75	237.50	500-599	152.50-227.50	178.58	227.50
500-599	140.00-249.00	221.56	249.00	400-499	135.00-235.00	195.86	235.00
400-499	220.00-283.00	241.71	283.00	300-399	102.50-240.00	171.25	240.00

Stocker sale at: **Ontario Stockyards Inc., June 2, 2016 – 967 stockers**

Steers	Price Range	Average	Top	Heifers	Price Range	Average	Top
1000+	154.00-169.00	159.77	171.00	900+	110.00-180.75	161.30	180.75
900-999	164.00-18.75	174.25	183.75	800-899	164.00-195.00	179.82	195.00
800-899	172.50-199.00	189.50	199.00	700-799	173.00-204.00	187.88	205.00
700-799	174.00-220.00	198.79	229.50	600-699	176.00-210.00	191.23	215.00
600-699	170.00-246.00	212.31	258.00	500-599	182.50-232.00	209.73	248.00
500-599	195.00-254.00	224.39	265.00	400-499	191.00-234.00	214.74	245.00
400-499	180.00-259.00	222.04	274.00	300-399	175.00-262.50	236.34	262.50
399-	180.00-247.50	213.46	267.50				

Stocker sale at: **Ottawa Livestock Exchange, June 2, 2016 – 84 stockers**

Steers	Price Range	Average	Top	Heifers	Price Range	Average	Top
700-799	174.00-218.00	203.67	218.00	700-799	142.0-202.00	182.08	202.00
600-699	157.0-242.00	199.56	242.00	500-599	169.00-225.00	209.56	225.00
500-599	218.00-256.00	232.90	256.00				



ALBERTA DIRECT TRADE

Week Ending Thursday, May 26, 2016

Steers	Live	159.70-161.75	Flat rail	265.50-270.50
Heifers	Live	N/T	Flat rail	265.50-268.50

U.S. TRADE (U.S. funds)

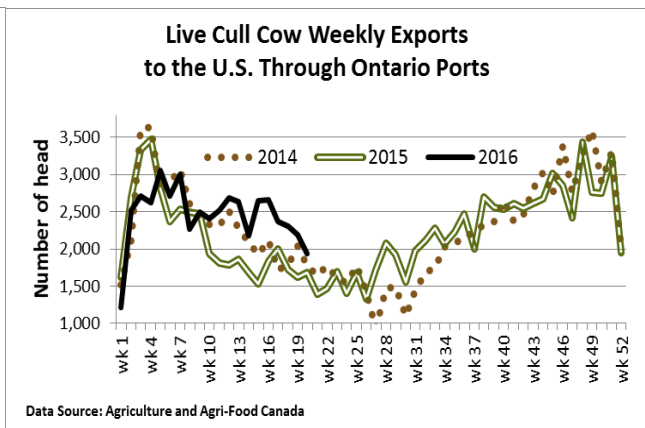
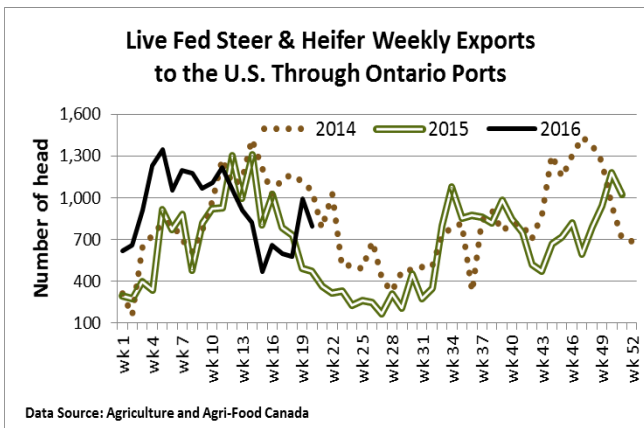
Week Ending Thursday, May 26, 2016

Choice and Select Steers and Heifers:	Live	N/T
	Rail	N/T

QUEBEC ELECTRONIC AUCTION MARKET (F.O.B. THE FEEDLOT)

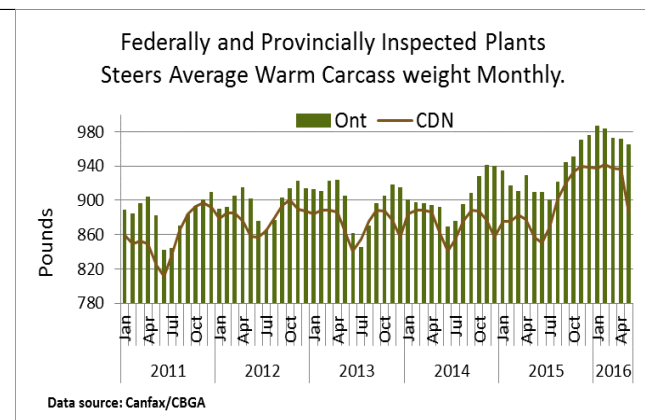
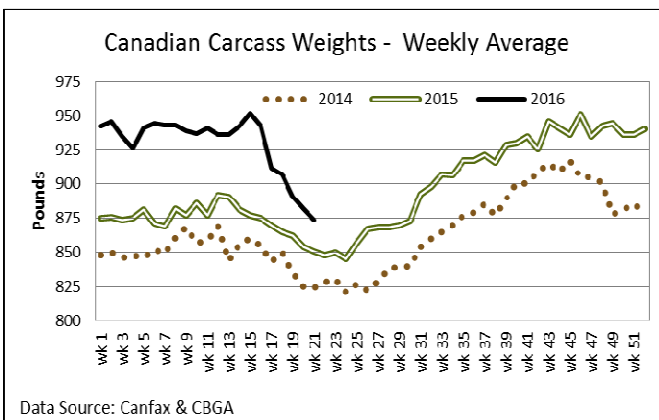
Price Change from Last Week

Week Ending Thursday, June 2, 2016 264.00-265.25 +1.06



LIVE CATTLE EXPORTS-ONTARIO

	Week ending May 14, 2016	Week ending May 7, 2016	Year to Date
Total live slaughter cattle exported from Ontario to the U.S.	3,216	3,613	73,169
Steers & Heifers	795	991	17,844
Cows	1,935	2,188	47,931
Bulls	486	434	7,394



AVERAGE CARCASS WEIGHTS – CANADA

	Steers	Heifers
May 28, 2016	874	813
May 21, 2016	882	825
May 30, 2015	851	798

FEDERALLY INSPECTED CANADIAN KILL

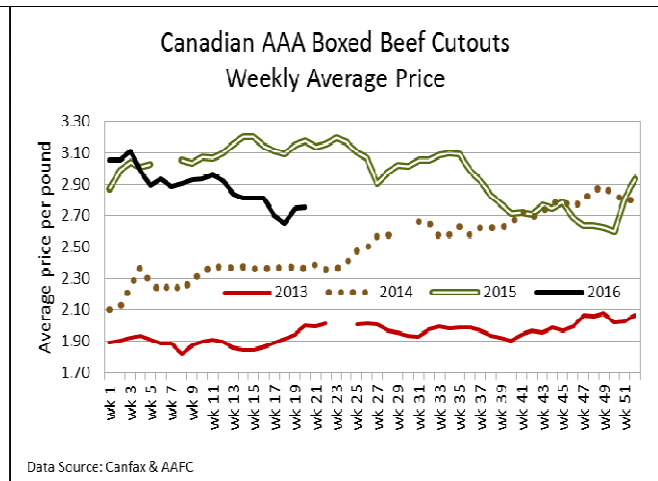
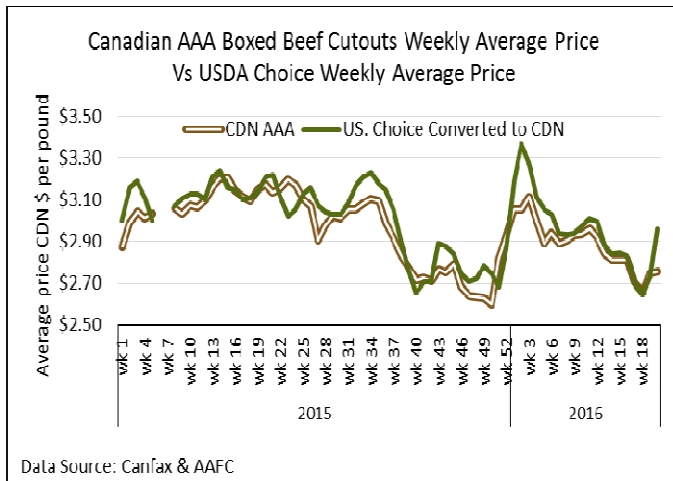
	Week Ending May 28, 2016	# of hd change from week ago	YTD	% Change (Week Ago)	% Change (Year Ago)
Grand Total	42,878	-8,633	993,654	-17%	+0%
Western Slaughter	33,498	-6,494	753,338	-16%	-1%
Eastern Slaughter	9,380	-2,139	240,316	-19%	+4%

USDA ESTIMATED CATTLE KILL

	Week Ending June 4, 2016	Previous Week	Year Ago
Grand Total	520,000	586,000	554,000

CANADIAN BOXED BEEF CUT-OUT VALUES

Week Ending	AAA	AA
May 20, 2016	2.7577	2.6213
May 13, 2016	2.7464	2.6678
May 6, 2016	2.6517	2.5879



U.S. BOXED BEEF CUT-OUT VALUES (U.S. Funds)

	Choice 600-900	Select 600-699
Current five day average	222.35	201.76

LIVE CATTLE - CANADA

IMPORTS		Import % change from 2015 YTD	EXPORTS		Export % change from 2015 YTD
Jan 1- Mar 31			Jan 1- May 21		
Pure bred	743	-11%	Slaughter steers & heifers	134,531	+43%
Non-pure bred	6,125	-5%	Feeder steers & heifers	118,595	-42%
			Cows & Bulls	103,288	-3%

BEEF EXPORTS - CANADA

United States		Change from last year YTD	Mexico		Change from 2015 YTD
Jan 1 - Mar 31			Jan 1 - Mar 31		
Total	61,960 tonnes	+7% or up 3,925 tonnes	3,246 tonnes		-42% or down 2,331 tonnes

BEEF PRODUCTION - CANADA

	Jan 1 – May 28	Last Year Same Time	% Change	Change in tonnes YTD
Fed	337,000 tonnes	320,327 tonnes	+5%	+16,673
Non-fed	60,257 tonnes	50,524 tonnes	+19%	+9,733

BEEF IMPORTS - CANADA

	Jan 1 – May 28	Last Year Same Time	% Change	Change in tonnes YTD
United States	48,121 tonnes	48,589 tonnes	-1%	-468 tonnes
Non-NAFTA	30,979 tonnes	32,676 tonnes	-5%	-1,697 tonnes
Total	82,100 tonnes	81,917 tonnes	+0%	+183 tonnes

CHICAGO MERCANTILE EXCHANGE

Closing quotes on futures today were as follows:

Live Cattle			Feeder Cattle			Corn			Soybeans			Canadian \$		
\$/cwt US			\$/cwt US			\$/bu US		¢/bu		\$/bu US		¢/bu		
Jun	122.00	+0.27	Aug	146.67	+0.27	Jul	4.182	+3.0	July	11.320	-12.2	Spot	77.37	+1.12
Aug	117.80	+0.15	Sep	145.17	+0.10	Sep	4.196	+4.0	Aug	11.220	-8.6	Jun	77.37	+1.11
Oct	117.35	+0.15	Oct	143.75	+0.02	Dec	4.196	+3.0	Sep	11.012	-1.2	Sep	77.38	+1.11
Dec	117.60	+0.45	Nov	140.42	+0.25	Mar	4.260	+3.2	Nov	10.850	+3.4	Dec	77.40	+1.09
Feb	117.02	+0.42	Jan	135.90	+0.15	May	4.292	+3.0	Jan	10.824	+4.6	Mar	77.43	+1.09
Apr	116.30	+0.35	Mar	133.55	+0.32	Jul	4.322	+2.4	Mar	10.554	+8.6	Jun	77.47	+1.08

Beef Farmers of Ontario, 130 Malcolm Road, Guelph, ON N1K 1B1 Phone: (519) 824-0334 Fax: (519) 824-1930 or email: markets@ontariobeef.com

Comments for the week ending June 2, 2016

Larger receipts of 710 fed steers and heifers sold through Ontario auction markets this week, up 278 from last week and 69 more than this time last year. Fed steers sold from \$147.69-\$165.39 averaging \$157.42 down \$0.85 from last week, and \$45.84 cwt below prices last year at this time. Fed heifers ranged from \$145.63-\$168.36 averaging \$159.12 up \$2.45 from last week and \$42.00 below year ago prices. For most of this reporting period the market was reported as active with prices steady and strong, but by week's end prices were up \$2.00-\$5.00 cwt. The first week of January 2016 live steers averaged 1,625 lbs, this week the average weight was 1,578 lbs.

The Ontario railgrade market continued to see a slight improvement in pricing with steers starting out higher, from \$263.00-\$264.00 dressed, and ended this reporting period at \$263.00-\$265.00 dressed. Heifers started out stronger from \$262.00-\$263.00 and held fully steady for the duration. This week's average prices are up \$4.25 for steers and \$4.00 for heifers on average from last week, but \$73.75 and \$74.00 lower than last year respectively. Ontario carcass weights for the week ending January 16, 2016 averaged 996 lbs, while the week ending May 28, 2016 weights have declined to 950 lbs.

2,232 cull cows came to market this week up 185 head from last week and 335 more than last year at this time. As of May 31, 2016 there have been 52,179 cull cows sold through auction markets, up 6,042 from May 31, 2015, but 4,061 less than May 31, 2014. Cull cows ranged from \$74.54-\$104.85 averaging \$89.24 up \$2.34 from last week but \$34.57 below last year at this time. Auction markets reported trade as active on good demand with prices holding steady to strong, with one report of prices up to \$8.00 cwt stronger.

Lighter volumes of stocker and feeder cattle came to market this week, down 157 head from last week and 420 more than this time last year. As of this week there have been 97,797 head of replacements sold through auction markets, down 2,372 from last year at this time and 5,319 less than this time in 2014. Auction markets reported a strong active trade with prices starting out strong, up \$5.00-\$15.00 cwt on the lighter grass types

and \$2.00-\$10.00 higher on the heavier cattle. As the week progressed the market was fully steady to steady to the week's trend. Actual average prices for this week saw steers 400-500 lbs averaging \$11.98 higher than last week, steers 500-600 lbs up \$0.37, 600-700 lbs down \$14.01, 700-800 lbs down \$3.53, 800-900 lbs down \$2.75, 900-1000 lbs down \$2.00, with steers 1000 lbs plus down \$0.20 from last week on average. Heifers 300-400 lbs were up \$14.59, 400-500 lbs down \$5.97, 500-600 lbs up \$2.33, 600-700 lbs down \$5.89, 700-800 lbs down \$3.71, 800-900 lbs down \$2.44 and heifers 900 lbs and over were up \$3.15 from last week on average.

The Quebec Electronic Market this week was reported from \$264.00-\$265.25 on a dressed basis, up \$1.06 from last week on average.

Alberta direct trade, for the week ending May 26th, was light to moderate with prices under pressure. Canfax reported dressed steers from \$262.50-\$268.50 down \$2.94 from the previous week on average. Heifers sold at \$158.50 live, down \$5.76 from the previous week, while dressed deals ranged from \$262.50-\$268.50 down \$3.92 on average. This week trade was moderate to active with Canfax reporting steers trading from \$159.70-\$161.75 live and \$265.50-\$270.50 dressed, up \$1.26 from last week on average. Heifers sold from \$265.50-\$268.50 on a dressed basis, down \$1.60.

The U.S. cash cattle trade for the week ending May 26th, was light to scattered early in the week at lower prices, but as the week progressed prices improved, with some dressed deals on Friday steady to the previous week. The USDA Mandatory Price Report for the entire week lists live sales from \$122.00-\$127.00 with steers averaging \$124.99 down \$5.76 from the previous week on average, with heifers averaging \$124.93 down \$5.39. On the rail prices ranged from \$195.00-\$205.00 dressed, with steers averaging \$198.28 down \$5.79 from last week and heifers \$199.26 down \$4.99. Friday's prices were in the top of the ranges. At time of reporting, this week's trade is just getting going at higher prices. Trade in the south so far is reported at \$128.00 live which is up \$1.00 from last week's high price and \$3.00 stronger than last week's weighed average price. Business in the north is slower getting started with just a couple of sales at \$205.00-\$206.00 dressed, which is steady to the top of last week's range, but \$6.00-\$7.00 higher than last week's weighted average prices. Bids in the north are sitting at \$205.00-\$206.00 dressed while asking prices are \$210.00 plus dressed in the north, and \$130.00 plus live in the south. Business will continue late into the afternoon.