



Weekly Market Information Report for the week ending Thursday, August 5, 2016

The following information is collected from various sources and disseminated by Beef Farmers of Ontario.

ONTARIO DIRECT TO PACKER RAILGRADE CATTLE TRADE

Prices are on a carcass weight basis before grade and weight discounts. Weekly Range:

A Grade Steers	243.00-252.00
A Grade Heifers	242.00-251.00

ONTARIO LIVE CATTLE TRADE

Ontario auction sales this week saw weighted average price ranges for:

FED CATTLE	Volume	Price Range	Average	Top	Last Week Avg
Large Frame Steers +1250	121	142.62-153.31	148.63	165.00	146.18
Medium Frame Steers +1250	68	142.74-156.03	148.31	167.00	145.36
Large & Medium Frame Steers +1250	189	142.64-153.62	148.98	167.00	146.24
Large Frame Heifers +1000	137	133.52-150.04	144.37	161.00	142.74
Medium Frame Heifers +1000	101	141.94-151.32	146.34	161.50	139.78
Large & Medium Frame Heifers +1000	238	138.01-151.76	145.85	161.50	141.44
Cows - All Weights	1,780	69.93-95.97	82.27	137.00	82.23
Bulls - All Weights	113	109.67-131.16	119.66	169.00	117.83

STOCKERS - Large and Medium Frame

STEERS	Volume	Price Range	Average	Top	Last Week Avg
1000+	450	154.15-168.44	160.03	175.25	158.59
900-999	197	160.74-178.04	167.46	197.00	168.48
800-899	206	171.35-187.79	180.73	199.50	177.17
700-799	161	151.95-192.28	175.93	210.25	169.67
600-699	145	136.37-185.20	166.32	204.00	176.46
500-599	101	159.51-206.31	185.44	230.00	197.64
400-499	54	159.62-214.67	192.95	242.00	203.78
-399	36	151.92-214.83	189.79	300.00	204.33

HEIFERS	Volume	Price Range	Average	Top	Last Week Avg
+900	289	134.59-149.08	142.45	160.50	143.31
800-899	147	140.88-166.38	151.97	174.00	150.97
700-799	133	139.67-161.50	152.43	176.00	156.62
600-699	183	134.00-177.87	161.29	204.00	162.22
500-599	77	141.82-174.84	160.35	210.00	163.62
400-499	26	154.34-181.42	167.53	210.00	178.85
300-399	16	165.09-184.03	171.18	225.00	201.67
-299	20	168.00-203.00	186.58	300.00	169.00

At **Kawartha Lakes Co-op Auction Market: July 30, 2016** – 3 fed cattle, 127 cows, 9 bulls, 28 veal & 21 stockers

	Price Range	Average	Top
Cows	57.99-98.99	81.39	116.99
Bulls under 1600 lbs	112.90-169.99	129.49	169.99
Bulls over 1600 lbs	112.00-132.00	122.19	132.00
Veal 126-300 lbs	100.00-155.00	133.89	225.00
Veal under 125 lbs	100.00-150.00	132.40	150.00

Denfield Livestock Exchange Inc., August 2, 2016: 125 Fed Cattle, 37 Veal, 4 Bulls, 62 Cows & 187 Drop Calves (\$/hd.)

	Price Range	Top		Price Range	Top
Choice steers	150.00-155.00	157.00	Good beef cows	90.00-100.00	110.50
Good steers	145.00-150.00		Good Holstein cows	80.00-90.00	
Choice heifers	150.00-155.00	158.25	D1 & D2 Cows	70.00-80.00	
Good heifers	146.00-150.00		D3 & D4 Cows	60.00-70.00	
Good Holstein veal	110.00-120.00		Choice drop calves	\$600.00-\$700.00	\$820.00
Plain & heavy veal	100.00-110.00		Good drop calves	\$120.00-\$200.00	
Good beef bulls	105.00-123.50		Plain & Newborns	\$50.00-\$100.00	

At Renfrew Pontiac Livestock Ltd.: August 2, 2016 – 13 Replacement Calves, 39 Cows & 7 Bulls

	Price Range	Top
Replacement Calves	\$140.00-\$210.00/head	\$300.00/head
Cows D1 & D2	103.00-107.00	114.00
Cows D3	85.00-103.00	
Cows D4	80.00-102.00	
Bulls over 1600 lbs	121.99-131.00	

At Aylmer Stockyards Inc.: August 3, 2016 – 34 Veal, 110 Cows, 21 Fed Cattle, 6 bulls, 142 Replacement Calves & 7 Stockers

	Price Range	Avg.	Top
Fed Steers, dairy and dairy cross	112.00-128.00	117.99	128.00
Fed Heifers, dairy & dairy cross	86.99-120.99	112.20	120.99
Cows	69.99-118.50	85.89	118.50
Veal over 600 lbs	104.49-122.99	111.89	122.99
Replacement Calves	\$25.00-\$500.00/hd	\$111.00/hd	

ONTARIO STOCKER & FEEDER TRADE

Stocker sale at Brussels Livestock: July 29, 2016 – 652 stockers

Steers	Price Range	Average	Top	Heifers	Price Range	Average	Top
1000+	148.00-159.50	154.28	160.50	+900 lbs	142.00-153.00	148.26	156.00
900-999	154.00-167.00	159.19	176.00	800-899	151.00-174.00	160.18	174.00
800-899	156.00-183.00	171.80	183.00	700-799	155.00-176.00	166.44	176.00
700-799	144.00-176.50	168.13	176.50	600-699	160.00-187.00	175.24	187.00
600-699	154.00-195.00	176.50	204.00	500-599	130.00-165.00	153.36	179.00
500-599	191.00-209.00	202.36	209.00	400-499	177.00-192.00	182.00	192.00
400-499	200.00-242.00	221.56	242.00				
399-	240.00-260.00	254.40	260.00				

Stocker sale at: Community Livestock Exchange: August 2, 2016 – 235 Stockers

Steers	Price Range	Average	Top	Heifers	Price Range	Average	Top
800-899	139.99-155.00	146.50	155.00	900+	69.99-123.99	96.69	123.99
700-799	86.99-184.00	144.99	184.00	800-899	80.00-140.99	107.40	140.99
600-699	105.00-198.99	161.49	198.99	700-799	94.99-153.00	134.40	153.00
500-599	120.99-212.50	172.90	212.50	600-699	97.99-169.50	145.90	169.50
400-499	122.50-177.49	153.89	200.00	500-599	142.99-180.00	156.20	180.00
399-				400-499	139.99-189.99	157.40	189.99

Stocker sale at: Keady Livestock Market: August 2, 2016 - 295 Stockers

Steers	Price Range	Average	Top	Heifers	Price Range	Average	Top
1000+	153.50-156.00	154.54	156.00	900+	141.00-143.00	141.71	143.00
900-999	175.25-180.00	177.83	180.00	700-799	157.50-161.50	160.60	161.50
800-899	190.50-199.50	194.89	199.50				
700-799	198.00-204.00	201.50	204.00				

Stocker sale at: **Renfrew Pontiac Livestock: August 2, 2016 – 88** Stockers

Steers	Price Range	Average	Top	Heifers	Price Range	Average	Top
700-799	122.50-177.00	157.09	177.00	600-699	105.00-169.99	162.59	169.99
600-699	112.50-167.99	159.60	167.99	500-599	152.49-164.99	160.40	164.99
500-699	152.49-160.00	156.20	160.00				
400-499	112.50-218.00	166.50	218.00				

Stocker sale at **Ontario Livestock Exchange: August 3, 2016 – 443** Stockers

Steers	Price Range	Average	Top	Heifers	Price Range	Average	Top
1000+	158.50-175.25	165.08	175.25	900+	160.50-17 hd		
900-999	160.00-197.00	169.63	197.00	700-799	177.00-179.00	178.63	179.00
700-799	195.50-210.25	206.56	210.25				
600-699	186.00-187.50	187.17	187.50				

Stocker sale at: **Ontario Livestock Exchange, August 4, 2016 – 150** Stockers

Steers	Price Range	Average	Top	Heifers	Price Range	Average	Top
800-899	140.0-165.00	158.19	171.00	600-699	112.00-144.0	136.56	144.00
700-799	150.00-193.50	182.63	193.50	500-599	144.00-177.50	156.04	177.50

Stocker sale at: **Ontario Stockyards Inc., August 4, 2016 – 311** Stockers

Steers	Price Range	Average	Top	Heifers	Price Range	Average	Top
1000+	128.00-154.00	136.27	154.00	900+	108.00-138.00	123.34	156.00
900-999	163.25-178.50	171.14	178.50	800-899	130.00-150.00	142.79	150.00
800-899	164.50-190.50	179.95	190.50	700-799	140.00-164.50	152.86	167.00
700-799	167.00-202.50	182.30	202.50	600-699	139.00-197.00	164.69	204.00
600-699	169.00-195.00	184.31	200.00	500-599	165.00-205.00	194.37	205.00
500-599	189.00-216.00	198.62	230.00	400-499	150.00-160.00	154.91	192.00
400-499	155.00-221.00	201.93	221.00	300-399	121.00-195.00	144.48	225.00
399	190.00-203.00	200.50	217.00	299-	180.00-200.00	184.32	210.00

Stocker sale at: **Ottawa Livestock Exchange, August 4, 2016 – 63** Stockers

Steers	Price Range	Average	Top	Heifers	Price Range	Average	Top
700-799	99.00-166.00	137.82	172.00	600-699	123.00-153.00	140.71	162.00
600-699	178.00-192.0	184.40	192.00				
500-599	189.00-199.00	194.40	199.00				
400-499	191.00-209.00	202.75	209.00				
399-	102.00-210.00	187.20	210.00				

ALBERTA DIRECT TRADE

Week Ending Thursday, August 4, 2016

Steers	Live	249.50	Flat rail	243.00-248.00
Heifers	Live	N/T	Flat rail	243.00-248.00

U.S. TRADE (U.S. funds)

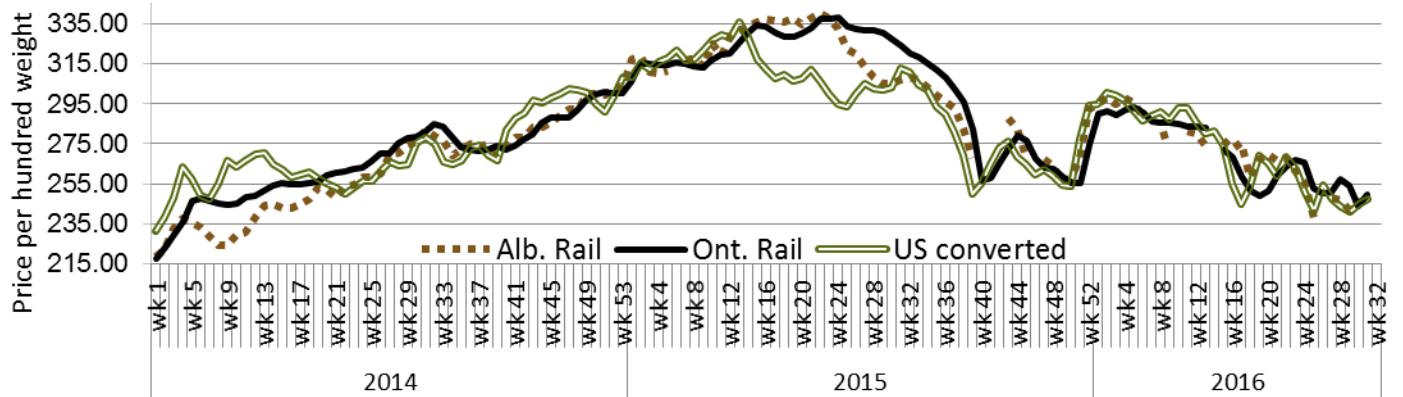
Week Ending Thursday, August 4, 2016

Choice and Select Steers and Heifers:	Live	116.00-120.00
	Rail	186.00-190.00

QUEBEC ELECTRONIC AUCTION MARKET (F.O.B. THE FEEDLOT)

	Price	Change from Last Week
Week Ending Thursday, August 4, 2016	246.75-248.50	+3.97

U.S.- Alberta-Ontario- Comparison Rail Steer Average Weekly Price



Data Source: BFO/Canfax/USDA

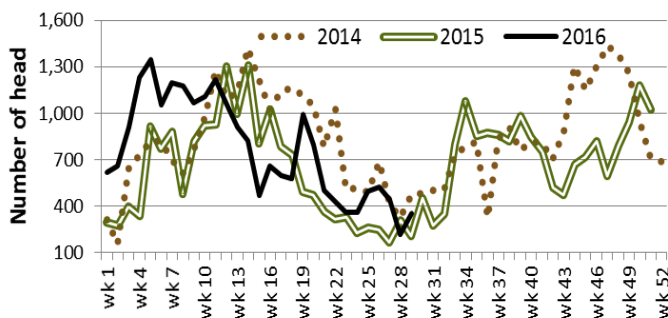
AVERAGE CARCASS WEIGHTS – CANADA

	Steers	Heifers
July 30, 2016	905	823
July 23, 2016	901	817
August 1, 2015	873	802

FEDERALLY INSPECTED CANADIAN SLAUGHTER

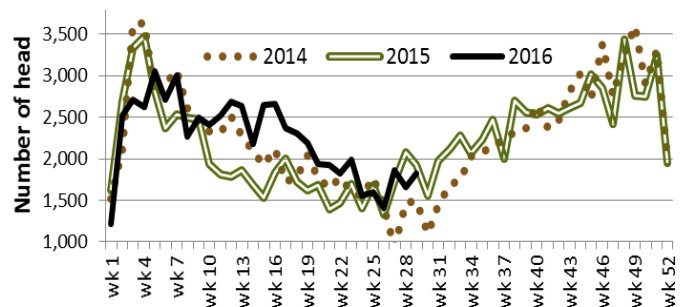
	Week Ending July 30, 2016	# of hd change from week ago	YTD	% Change (Week Ago)	% Change (Year Ago)
Grand Total	56,610	-261	1,458,792	-1%	+4%
Western Slaughter	45,330	-332	1,123,099	-1%	+3%
Eastern Slaughter	11,280	+71	335,693	+1%	+6%

Live Fed Steer & Heifer Weekly Exports to the U.S. Through Ontario Ports



Data Source: Agriculture and Agri-Food Canada

Live Cull Cow Weekly Exports to the U.S. Through Ontario Ports



Data Source: Agriculture and Agri-Food Canada

LIVE CATTLE EXPORTS-ONTARIO

	Week ending July 16, 2016	Week ending July 9, 2016	Year to Date
Total live slaughter cattle exported from Ontario to the U.S.	2,516	2,384	96,857
Steers & Heifers	354	219	21,540
Cows	1,819	1,655	63,558
Bulls	343	510	11,759

USDA ESTIMATED CATTLE KILL

	Week Ending August 6, 2016	Previous Week	Year Ago
Grand Total	579,000	581,000	534,000

CANADIAN BOXED BEEF CUT-OUT VALUES

Week Ending	AAA	AA
July 15, 2016	2.7704	2.5935
July 8, 2016	2.7639	2.5194
July 1, 2016	2.8024	2.5894

U.S. BOXED BEEF CUT-OUT VALUES (U.S. Funds)

	Choice 600-900	Select 600-699
Current five day average	198.43	190.76

LIVE CATTLE – CANADA

IMPORTS	<i>Import % change from 2015 YTD</i>	EXPORTS	<i>Export % change from 2015 YTD</i>		
<i>Jan 1- May 31</i>		<i>Jan 1- July 23</i>			
Pure bred	1,382	-32%	Slaughter steers & heifers	168,431	+46%
Non-pure bred	7,519	-34%	Feeder steers & heifers	143,048	-38%
			Cows & Bulls	145,739	-3%

BEEF EXPORTS – CANADA

United States	<i>Change from last year YTD</i>	Mexico	<i>Change from 2015 YTD</i>	
<i>Jan 1 – May 31</i>		<i>Jan 1 – May 31</i>		
Total	105,961 tonnes	+10% or up 9,606 tonnes	6,050 tonnes	-30 % or - 2,551 tonnes

BEEF PRODUCTION – CANADA

	<i>Jan 1 – July 30</i>	<i>Last Year Same Time</i>	<i>% Change</i>	<i>Change in tonnes YTD</i>
Fed	498,481 tonnes	458,733 tonnes	+9%	+39,749
Non-fed	80,008 tonnes	68,634 tonnes	+17%	+11,374

BEEF IMPORTS – CANADA

	<i>Jan 1 – July 30</i>	<i>Last Year Same Time</i>	<i>% Change</i>	<i>Change in tonnes YTD</i>
United States	71,669 tonnes	75,114 tonnes	-5%	-3,445 tonnes
Non-NAFTA	37,630 tonnes	44,278 tonnes	-15%	-6,648 tonnes
Total	113,624 tonnes	120,755 tonnes	-6%	-7,131 tonnes

CHICAGO MERCANTILE EXCHANGE

Closing quotes on futures today were as follows:

Live Cattle	Feeder Cattle	Corn	Soybeans	Canadian \$
\$/cwt US	\$/cwt US	\$/bu US	¢/bu	\$/bu US
Aug 117.67 +1.35	Aug 149.65 +2.07	Sep 3.242 +3.4	Aug 10.036 +13.2	Spot 75.99 -0.86
Oct 115.52 +0.75	Sep 147.20 +1.97	Dec 3.342 +3.2	Sep 9.880 +14.4	Sep 76.00 -0.87
Dec 115.67 +0.80	Oct 143.87 +0.90	Mar 3.444 +3.0	Nov 9.744 +17.6	Dec 76.04 -0.86
Feb 114.95 +0.87	Nov 140.72 +0.77	May 3.512 +3.0	Jan 9.744 +17.4	Mar 76.08 -0.84
Apr 113.45 +1.02	Jan 137.10 +1.67	Jul 3.580 +3.0	Mar 9.656 +15.4	Jun 76.13 -0.83
Jun 107.12 +0.80	Mar 135.30 +1.72	Sep 3.644 +2.4	May 9.644 +15.0	Sep 76.18 -0.80

Beef Farmers of Ontario, 130 Malcolm Road, Guelph, ON N1K 1B1 Phone: (519) 824-0334 Fax: (519) 824-1930 or email: markets@ontariobeef.com

Comments for the week ending Thursday, August 4, 2016

Slightly larger receipts of 427 fed steers and heifers sold through auction markets this week up 60 head from last week and just 5 less than last year at this time. Fed steers sold from \$142.64-\$153.62 averaging \$148.98 up \$2.74 from last week and \$40.11 below year ago prices. Fed heifers traded from \$138.01-\$151.76 averaging \$145.85 up \$4.41 from last week and \$44.23 lower than last year at this time. Auction market reports started out with a good demand and prices strong to \$4.00-\$5.00 higher in spots. As the week progressed trade went from strong, to slightly easier on the good quality cattle, with all others trading lower. A few extra fancy cattle brought premium prices. The market ended the week on a steady note, with active trading.

The Ontario railgrade market started out the week with a \$5.00 cwt boost to the bottom end of the range. Steers started out this week at \$243.00-\$250.00 dressed, but by Monday prices were up again to \$248.00-\$252.00 dressed, and held steady the remainder of the week. Heifers followed the same trend starting out at \$242.00-\$249.00 dressed, to \$247.00-\$251.00 by Monday and held fully steady. This week's average prices were up \$5.25 from last week and \$74.50 below last year at this time. Delivery on cattle sold this week ranged from this week to the second week in August.

As of July 23, 2016 the volume of cattle processed federally in Ontario totaled 307,531 head, which is up 18,892 head from the same time in 2015, but 13,444 less than July 23, 2014. Exports of fed cattle to the U.S. through Ontario ports, as of July 16, 2016, totals 22,159 head, up 4,618 from the same time in 2015, but 1,249 less than the same time in 2014. Cull cow exports to the U.S. through Ontario ports, as of July 16, 2016, total 64,770 head, up 6,905 head from the same time and 2015 and 3,605 more than this time in 2014.

There were 1,780 cull cows sold through auction markets this week down 176 head from last week and 394 less than the same time last year. Cull cows sold from \$69.93-\$95.97 averaging \$82.27 up \$0.04 from last week and \$33.09 below year ago prices. Auction market reports started out steady to higher. By midweek prices were mostly to barely steady, but ended this trading period selling on a steady trade.

Lighter receipts of 2,241 stocker and feeder cattle sold through auction market this week, down 514 from last week and 153 more than this time last year. Auction markets reported good quality calves as selling on an active trade at steady prices and ended the week slightly stronger. Medium quality calves were under pressure with prices down \$5.00-\$10.00, with one report of up to \$20.00 cwt lower. Good quality short keep/yearlings sold on a brisk demand with prices steady to \$1.00-\$2.00 higher, while medium quality/second cut cattle sold under pressure at prices \$2.00-\$3.00 cwt lower. Actual average prices this week saw steers 400-500 lbs down \$10.83 from last week on average, 500-600 lb steers were down \$12.20, 600-700 lbs down \$10.14, 700-800 lbs up \$6.26, 800-900 lbs up \$3.56, 900-1000 lbs down \$1.02, with steers over 1000 lbs averaging \$1.44 stronger than last week on average. Heifers from 300-400 lbs averaged \$30.49 lower than last week on average with extremely light volume, 400-500 lbs down \$11.32, 500-600 lbs down \$3.27, 600-700 lbs down \$0.93, 700-800 lbs down \$4.19, 800-900 lbs up \$1.00 and heifers over 900 lbs averaged \$0.86 lower than last week on average.

The Quebec Electronic Market for this week ranged from \$246.75-\$248.50 dressed, up \$3.97 from last week on average.

Alberta direct trade this week, reported by Canfax, saw live steers trading at \$149.50. On the rail both steers and heifers sold from \$243.00-\$248.00 dressed, down \$1.00 from last week on average. Canfax noted: "The majority of cattle that sold this week were being scheduled for the second half of August delivery."

The US cash trade for the week ending July 29th, did not develop until Friday afternoon, with moderate volumes. Live sales ranged from \$114.00-\$118.00, with steers averaging \$117.00, up \$2.36 from the previous week, while heifers averaged \$116.64 up \$1.86. On the rail steers sold from \$184.00-\$188.00 dressed with steers averaging \$186.08 up \$1.33, while heifers averaged \$186.06 up \$1.61 from the week before. This week, the cattle futures have seen some improvement, which has encouraged sellers to bump up asking prices and hold firm. Light to moderate trade surfaced on Thursday at higher prices. Sales in the south ranged from \$116.00-\$120.00 live, averaging \$118.94 for steers and \$118.85 for heifers, up almost \$2.00 from last week on average. In the north dressed deals ranged from \$186.00-\$190.00, with steers averaging \$187.92 and heifers \$187.66, also up around \$2.00 from last week on average. Today a couple of sales have been noted in the north at \$187.00 dressed, otherwise the market was quiet. Asking prices on the remaining cattle are \$120.00-\$122.00 live in the south and \$192.00 plus dressed in the north, but at this point it appears that the bulk of trade has been completed.