



Weekly Market Information Report for the week ending Thursday, August 11, 2016

The following information is collected from various sources and disseminated by Beef Farmers of Ontario.

ONTARIO DIRECT TO PACKER RAILGRADE CATTLE TRADE

Prices are on a carcass weight basis before grade and weight discounts. Weekly Range:

A Grade Steers	247.00-252.00
A Grade Heifers	246.00-251.00

ONTARIO LIVE CATTLE TRADE

Ontario auction sales this week saw weighted average price ranges for:

FED CATTLE	Volume	Price Range	Average	Top	Last Week Avg
Large Frame Steers +1250	162	143.62-151.61	148.10	170.50	148.63
Medium Frame Steers +1250	119	137.67-150.10	146.16	164.00	148.31
Large & Medium Frame Steers +1250	281	142.31-151.90	147.59	170.50	148.98
Large Frame Heifers +1000	120	140.41-148.89	145.50	156.75	144.37
Medium Frame Heifers +1000	103	132.72-148.74	143.22	165.00	146.34
Large & Medium Frame Heifers +1000	223	136.91-149.46	145.10	165.00	145.85
Cows - All Weights	1,892	69.81-97.78	83.29	137.00	82.27
Bulls - All Weights	113	103.07-131.72	118.77	185.00	119.66

STOCKERS - Large and Medium Frame

STEERS	Volume	Price Range	Average	Top	Last Week Avg
1000+	782	158.06-174.87	165.04	179.00	160.03
900-999	460	164.95-179.23	172.92	189.75	167.46
800-899	175	159.34-184.53	174.83	195.00	180.73
700-799	196	148.19-195.03	175.81	209.00	175.93
600-699	214	147.01-196.57	171.44	207.00	166.32
500-599	199	147.89-212.10	184.09	247.00	185.44
400-499	95	151.88-210.69	185.58	247.00	192.95
-399	58	161.86-244.15	207.33	280.00	189.79

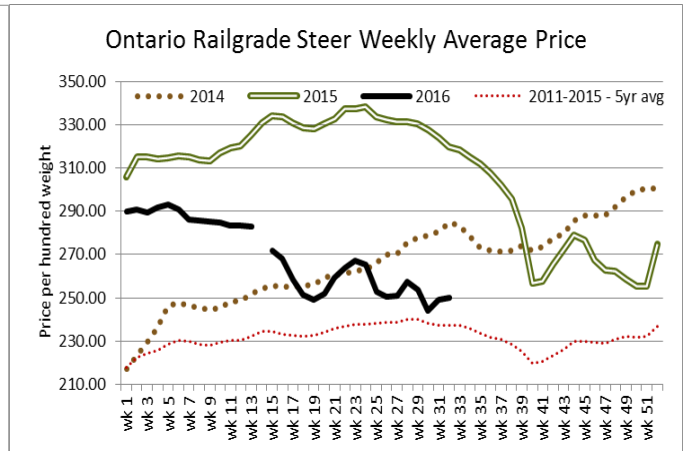
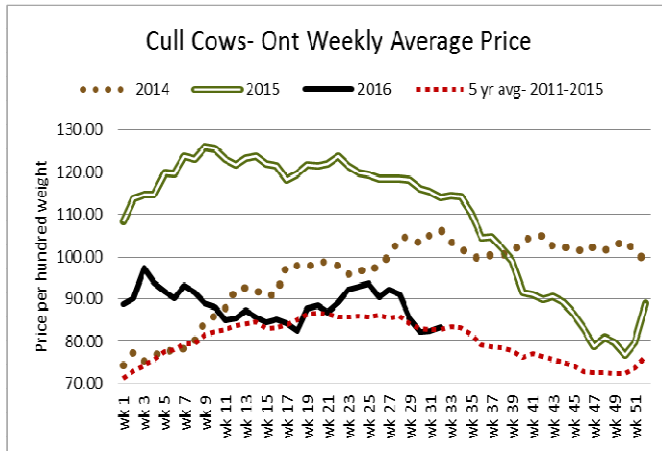
HEIFERS	Volume	Price Range	Average	Top	Last Week Avg
+900	250	139.35-151.43	145.26	165.25	142.45
800-899	197	148.47-166.56	159.86	175.50	151.97
700-799	181	136.72-171.20	157.86	184.50	152.43
600-699	205	142.71-175.76	160.76	189.00	161.29
500-599	155	143.17-185.65	167.25	220.00	160.35
400-499	68	141.16-179.78	163.57	207.00	167.53
300-399	23	149.65-179.48	166.95	260.00	171.18
-299	18	191.33-238.55	204.81	313.00	186.58

At **Kawartha Lakes Community Sale Barn: August 6, 2016** – 124 cows, 8 bulls, 49 veal, 8 fed cattle, & 55 stockers

	Price Range	Average	Top
Cows	52.50-98.99	81.69	98.99
Bulls over 1600 lbs	105.00-114.99	111.00	114.99
Veal 600 lbs +	84.99-114.99	106.09	114.99
Veal 126-300 lbs	114.99-132.49	123.79	245.00
Veal under 125 lbs	80.00-132.49	114.59	132.49

Denfield Livestock Exchange Inc., August 9, 2016: 169 Fed Cattle, 29 Veal, 8 Bulls, 79 Cows & 142 Drop Calves (\$/hd.)

	Price Range	Top		Price Range	Top
Choice steers	150.00-155.00	159.00	Good beef cows	80.00-110.00	
Good steers	145.00-149.00		Good Holstein cows	80.00-100.00	
Choice heifers	150.00-154.00	157.00	D1 & D2 Cows	70.00-80.00	
Good heifers	145.00-148.00		D3 & D4 Cows	40.00-70.00	
Good Holstein veal	110.00-120.00		Choice drop calves	\$250.00-\$370.00	
Plain & heavy veal	100.00-110.00		Good drop calves	\$150.00-\$200.00	
Good beef bulls	120.00		Plain & Newborns	\$60.00-\$100.00	

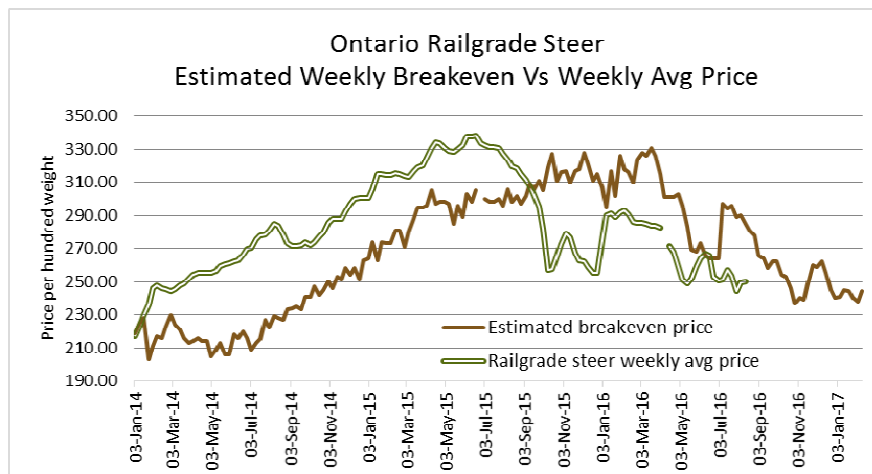


At Renfrew Pontiac Livestock Ltd.: August 9, 2016 – 21 Replacement Calves, 39 Cows & 14 Bulls

	Price Range	Top
Replacement Calves	\$110.00-\$200.00/hd	\$260.00/hd
Cows D1 & D2	103.00-107.00	112.50
Cows D3	85.00-101.00	
Cows D4	77.00-100.00	
Bulls under 1600 lbs	103.00-185.00	185.00

At Aylmer Stockyards Inc.: August 10, 2016 – 46 Veal, 92 Cows, 5 Fed Cattle, 4 bulls, 159 Repl Calves & 18 Stockers

	Price Range	Avg.	Top
Cows	52.00-114.99	84.19	114.99
Veal over 600 lbs	107.00-132.00	114.70	132.00
Replacement Calves	\$15.00-\$650.00/hd	\$149.95	



The information provided on this report is based on weighted averages for actual data collected. Input costs are a guideline only and will vary from producer to producer. BFO does not take any responsibility and accepts no legal liability arising from or connected to damages or losses experienced by producers when using this information. This is to be used at your own risk

ONTARIO STOCKER & FEEDER TRADE

Stocker sale at **Brussels Livestock: August 5, 2016 – 786** stockers

Steers	Price Range	Average	Top	Heifers	Price Range	Average	Top
1000+ lbs	149.00-161.00	154.00	165.50	+900 lbs	147.00-154.50	149.89	165.25
900-999	156.50-169.50	163.35	179.00	800-899	151.00-170.25	163.28	170.25
800-899	162.00-183.50	175.29	183.50	700-799	140.00-175.00	157.64	175.00
700-799	156.00-183.00	165.35	183.00	600-699	146.00-187.00	164.90	187.00
600-699	157.00-198.00	167.00	207.00	500-599	163.00-202.00	183.71	220.00
500-599	180.00-242.00	210.29	247.00	400-499	155.00-200.00	184.18	207.00
400-499	190.00-234.00	210.38	247.00	300-399	210.00-260.00	230.00	260.00
399-	217.00-270.00	247.40	270.00				

Stocker sale at: **Community Livestock Exchange: August 9, 2016 – 199** Stockers

Steers	Price Range	Average	Top	Heifers	Price Range	Average	Top
700-799	98.99-197.50	151.49	197.50	700-799	100.00-160.00	129.49	160.00
600-699	105.00-206.00	151.60	206.00	600-699	118.99-169.99	150.09	169.99
500-599	125.00-214.00	171.70	214.00	500-599	110.00-180.00	145.30	180.00
400-499	127.49-229.00	194.50	229.00	400-499	80.00-119.99	103.80	194.99

Stocker sale at: **Keady Livestock Market: August 9, 2016 - 735** Stockers

Steers	Price Range	Average	Top	Heifers	Price Range	Average	Top
1000+	162.50-174.00	168.85	174.00	900+	140.00-152.00	148.67	152.00
900-999	169.00-182.75	177.64	189.75	800-899	146.00-175.50	167.45	175.50
800-899	169.00-195.00	185.96	195.00	700-799	170.00-175.00	174.44	175.00
700-799	181.00-209.00	198.28	209.00	600-699	156.00-186.00	171.80	186.00
600-699	181.00-190.00	185.97	200.00	500-599	173.00-185.00	178.00	185.00
500-599	162.50-19.00	188.22	199.00				

Stocker sale at: **Renfrew Pontiac Livestock: August 9, 2016 – 142** Stockers

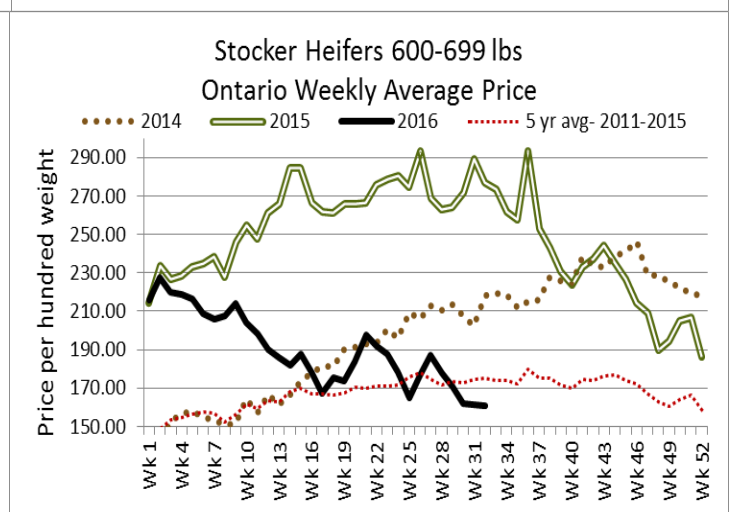
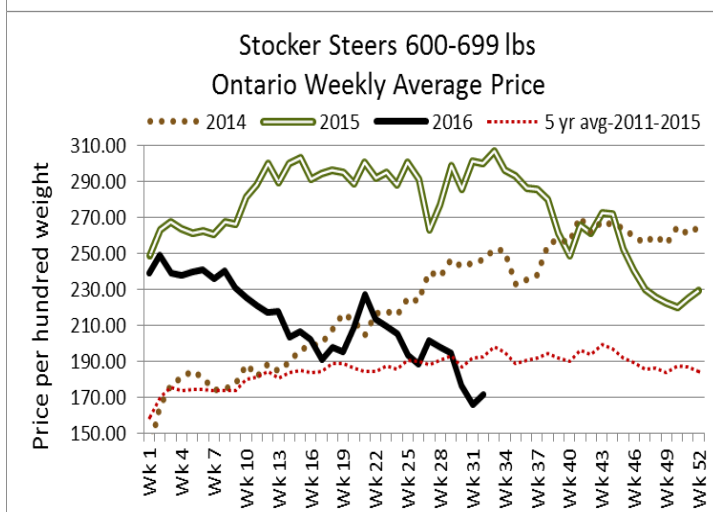
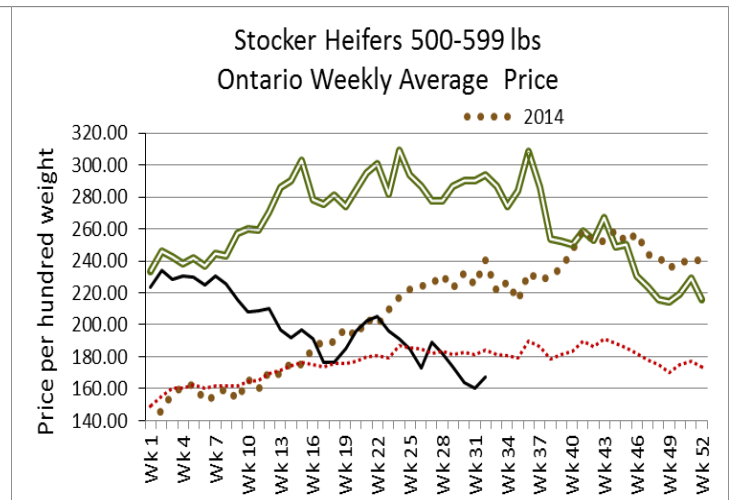
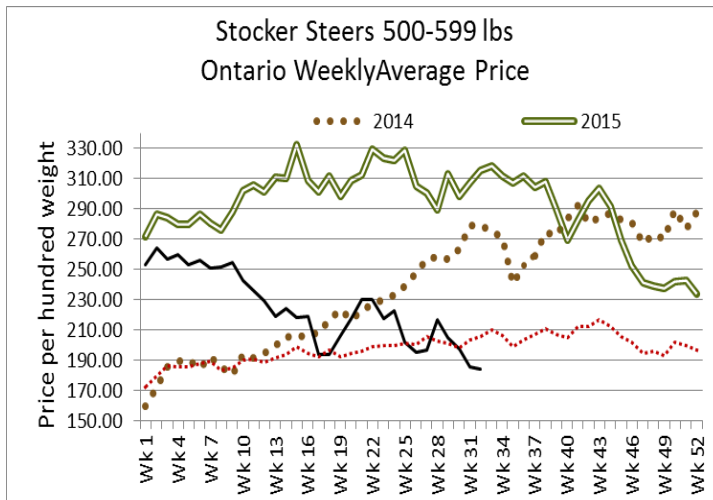
Steers	Price Range	Average	Top	Heifers	Price Range	Average	Top
900-999	147.99-164.70	163.39	164.70	700-799	125.00-164.99	158.49	164.99
700-799	125.00-179.00	157.80	179.00	600-699	132.49-168.99	154.89	168.99
600-699	102.49-173.99	161.00	173.99	500-599	139.99-177.49	161.80	177.49
500-599	122.50-192.99	173.90	192.99				
400-499	150.00-233.00	188.99	233.00				
399-	119.99-207.50	153.80	207.50				

Stocker sale at **Ontario Livestock Exchange: August 10, 2016 – 626** Stockers

Steers	Price Range	Average	Top	Heifers	Price Range	Average	Top
1000+	158.50-179.00	165.81	179.00	900+	148.50-158.00	151.96	158.00
900-999	174.25-187.00	179.21	187.00	600-699	158.50-168.00	164.44	168.00
700-799	177.50-185.00	183.33	185.00				

Stocker sale at: **Ontario Livestock Exchange, August 11, 2016 – 205** Stockers

Steers	Price Range	Average	Top	Heifers	Price Range	Average	Top
800-899	169.00-179.00	171.50	179.00	700-799	124.50-184.50	175.73	184.50
700-799	168.00-190.00	183.37	190.00	600-699	137.00-189.00	174.32	189.00
600-699	149.00-184.00	168.85	184.00	500-599	167.50-200.00	189.82	200.00
500-599	141.00-197.50	176.55	197.50				
400-499	177.50-215.00	191.83	215.00				



Stocker sale at: **Ontario Stockyards Inc., August 11, 2016 – 400 Stockers**

Steers	Price Range	Average	Top	Heifers	Price Range	Average	Top
1000+	119.00-155.00	142.13	155.00	900+	133.50-155.00	145.58	155.00
900-999	138.00-174.00	156.08	174.00	800-899	142.50-155.50	148.75	172.00
800-899	158.00-188.00	177.54	188.00	700-799	133.50-169.50	151.90	178.50
700-799	142.00-203.50	182.73	203.50	600-699	140.00-155.00	148.625	169.00
600-699	150.00-200.00	179.27	203.00	500-599	125.00-175.00	155.22	175.00
500-599	125.00-210.00	173.67	228.00	400-499	140.00-183.00	164.27	183.00
400-499	164.00-190.00	183.97	213.00	300-399	110.00-150.00	137.89	209.00
399	162.50-221.00	200.00	221.00				

Stocker sale at: **Ottawa Livestock Exchange, August 11, 2016 – 128 Stockers**

Steers	Price Range	Average	Top	Heifers	Price Range	Average	Top
700-799	146.00-180.00	166.56	180.00	600-699	148.00-175.00	160.47	175.00
600-699	166.00-205.00	180.26	205.00	500-599	132.00-194.00	170.11	194.00
500-599	165.00-200.00	178.89	217.00	400-499	170.00-197.00	185.17	197.00
400-499	92.00-219.00	170.13	219.00				
399-	92.00-225.00	177.57	225.00				

ALBERTA DIRECT TRADE

Week Ending Thursday, August 4, 2016

Steers	Live	N/T	Flat rail	242.00-246.00
Heifers	Live	N/T	Flat rail	242.50-246.00

U.S. TRADE (U.S. funds)

Week Ending Thursday, August 4, 2016

Choice and Select Steers and Heifers:

Live	115.50-118.00
Rail	185.00-188.00

QUEBEC ELECTRONIC AUCTION MARKET (F.O.B. THE FEEDLOT)

	Price	Change from Last Week
Week Ending Thursday, August 11, 2016	243.00-245.25	-3.26

AVERAGE CARCASS WEIGHTS – CANADA

	Steers	Heifers
August 6, 2016	913	812
July 30, 2016	905	823
August 8, 2015	893	822

FEDERALLY INSPECTED CANADIAN SLAUGHTER – (Civic Holiday week)

	Week Ending	# of hd change	YTD	% Change	% Change
	August 6, 2016	from week ago		(Week Ago)	(Year Ago)
Grand Total	47,282	-9,328	1,506,074	-16%	+4%
Western Slaughter	37,481	-7,849	1,160,580	-17%	+3%
Eastern Slaughter	9,801	-1,479	345,494	-13%	+6%

LIVE CATTLE EXPORTS-ONTARIO

	Week ending July 23, 2016	Week ending July 16, 2016	Year to Date
Total live slaughter cattle exported from Ontario to the U.S.	2,350	2,516	99,207
Steers & Heifers	504	354	22,044
Cows	1,466	1,819	65,024
Bulls	380	343	12,139

USDA ESTIMATED CATTLE KILL

	Week Ending	Previous Week	Year Ago
	August 13, 2016		
Grand Total	N/A	N/A	N/A

CANADIAN BOXED BEEF CUT-OUT VALUES

Week Ending	AAA	AA
July 30, 2016	2.6351	2.5313
July 23, 2016	2.5982	2.4820
July 15, 2016	2.7704	2.5935

U.S. BOXED BEEF CUT-OUT VALUES (U.S. Funds)

	Choice	Select
	600-900	600-699
Current five day average	199.64	191.40

LIVE CATTLE – CANADA

IMPORTS		Import % change	EXPORTS		Export % change
		from 2015 YTD			from 2015 YTD
<i>Jan 1- June 30</i>			<i>Jan 1- July 30</i>		
Pure bred	1,477	-40%	Slaughter steers & heifers	172,069	+44%
Non-pure bred	9,141	-40%	Feeder steers & heifers	143,865	-38%
			Cows & Bulls	150,214	-4%

BEEF EXPORTS – CANADA

	United States <i>Jan 1 – June 30</i>	<i>Change from last year YTD</i>	Mexico <i>Jan 1 – June 30</i>	<i>Change from 2015 YTD</i>
Total	127,691 tonnes	+13% or up 14,658 tonnes	7,060 tonnes	-29% or -2,849 tonnes

BEEF PRODUCTION – CANADA

	<i>Jan 1 – Aug 6</i>	<i>Last Year Same Time</i>	<i>% Change</i>	<i>Change in tonnes YTD</i>
Fed	515,407 tonnes	475,009 tonnes	+9%	+40,398
Non-fed	81,860 tonnes	70,714 tonnes	+16%	+11,146

BEEF IMPORTS – CANADA

	<i>Jan 1 – Aug 6</i>	<i>Last Year Same Time</i>	<i>% Change</i>	<i>Change in tonnes YTD</i>
United States	73,694 tonnes	78,037 tonnes	-7%	-4,343 tonnes
Non-NAFTA	38,494 tonnes	45,919 tonnes	-16%	-7,425 tonnes
Total	116,579 tonnes	125,405 tonnes	-7%	-8,826 tonnes

CHICAGO MERCANTILE EXCHANGE

Closing quotes on futures today were as follows:

Live Cattle	Feeder Cattle	Corn	Soybeans	Canadian \$
\$/cwt US	\$/cwt US	\$/bu US ¢/bu	\$/bu US ¢/bu	
Aug 116.32 +0.30	Aug 149.07 +0.35	Sep 3.222 +1.2	Aug 10.032 -19.0	Spot 77.21 +0.11
Oct 114.52 -0.02	Sep 147.55 +0.57	Dec 3.330 +1.2	Sep 9.990 -2.6	Sep 77.21 +0.10
Dec 115.05 -0.25	Oct 144.25 +0.20	Mar 3.434 +1.4	Nov 9.816 -2.2	Dec 77.26 +0.09
Feb 114.47 -0.17	Nov 141.25 -0.17	May 3.502 +1.2	Jan 9.822 -1.2	Mar 77.30 +0.09
Apr 113.12 -0.35	Jan 136.75 -0.72	Jul 3.570 +1.2	Mar 9.764 +1.6	Jun 77.35 +0.08
Jun 16.22 -0.37	Mar 134.62 -0.80	Sep 3.640 +1.2	May 9.750 +1.2	Sep 77.39 +0.07

Beef Farmers of Ontario, 130 Malcolm Road, Guelph, ON N1K 1B1 Phone: (519) 824-0334 Fax: (519) 824-1930 or email: markets@ontariobeef.com

ONTARIO STOCKER & FEEDER TRADE SPECIAL FALL SALES

25-Aug	11:00 AM	Ontario Stockyards	Special Fall Yearling Sale in conjunction with regular sale
27-Aug	8:30 AM	Rainy River	Majority yearlings & some early calves, cows etc
31-Aug	2:00 PM	Vankleek Hill	Stocker sale
02-Sep	7:00 PM	Cargill	Char. & Exotic Cross Yearlings-Steers & Heifers
03-Sep	1:00 PM	Maple Hill	Ontario Autumn Angus Classic
07-Sep	11:00 AM	Kawartha Lakes	Stocker Sale (75% yearlings/25% calves)
08-Sep	10:00 AM	Warton	Stockers
10-Sep	1:00 PM	Maple Hill	Ontario Autumn Simmental Classic

Comments for the week ending Thursday, August 11, 2016

Larger receipts of fed cattle were noted again this week at Ontario auction markets, with 504 head sold, up 77 from last week but 42 less than this time last year. Fed steers traded from \$142.31-\$151.90 averaging \$147.59 down \$1.39 from last week, and \$42.59 below year ago prices. Fed heifers sold from \$136.91-\$149.46 averaging \$145.10 down \$0.75 from last week and \$45.45 lower than year ago prices. Auction markets all reported active trading at steady prices, until Wednesday when the market was at least \$3.00 cwt lower, however extra fancy cattle still brought premium prices. The market ended the week steady.

The Ontario Railgrade market saw prices hold fully steady to the previous week until Wednesday when there was a \$1.00 drop on the bottom end of the trading range. Steers started out from \$248.00-\$252.00 dressed but was \$247.00-\$252.00 by Wednesday. Heifers started out \$247.00-\$251.00 dressed, down to \$246.00-\$251.00 by Wednesday. Most of the week sales were reported for delivery this week and next, but by Wednesday sales were being reported into the week after. This week's average prices averaged \$0.75 higher than last week, but \$70.00 below year ago prices.

Slightly larger receipts of 1,892 cull cows sold through auction markets this week up 112 head from last week, but 46 less than the same time last year. Cull cows traded from \$69.81-\$97.78 averaging \$83.29 up \$1.02 from last week and \$30.68 lower than year ago prices. Auction markets all reported a steady trade, until Wednesday when beef types were up at least \$2.00-\$3.00 cwt and dairy types were mostly steady to strong. The market ended off as \$1.00-\$2.00 higher.

There were a few more stocker and feeder cattle on offer this week at auction markets at 3,276 head, up 1,035 from last week and 100 more than last year at this time. A few grass cattle have been noted at sales, but the volume could increase very soon if rain doesn't surface in many parts of Ontario. Auction markets reported a good active trade this week, with good demand. Prices started out on all weights as steady to fully steady, but by week's end the market was stronger with prices \$2.00-\$4.00 cwt higher on heavier weights and fully steady on the rest. Actual average prices this week saw steers 400-500 lbs averaging \$7.37 lower than last week, steers 500-600 lbs down \$1.35, 600-700 lbs up \$5.12, 700-800 lbs down \$0.12, 800-900 lbs down \$5.90, 900-1000 lbs up \$5.46 and steers over 1000 lbs averaged \$5.01 higher than last week. Heifers weighing 300-400 lbs averaged \$4.23 below last week, while heifers 400-500 lbs were down \$3.96, heifers 500-600 lbs averaged \$6.90 higher, 600-700 lbs down \$0.53, 700-800 lbs up \$5.43, 800-900 lbs up \$7.89 and heifers over 900 lbs averaged \$2.81 stronger than last week on average.

The Quebec Electronic Market for this week ranged from \$243.00-\$245.25 dressed, down \$3.26 from last week on average.

Alberta direct trade this week, was light on Wednesday with prices generally steady to last week in the mid to upper 240's on a dressed basis. Light trade on Thursday was a little lower than Wednesday but overall prices averaged steady to last week. Canfax listed dressed sales from \$242.00-\$246.00 for steers, down \$0.23, while heifers sold from \$242.50-\$246.00 dressed, down \$0.11 from last week on average. Canfax reported: "One plant is still buying cattle for the second half of August delivery while the other is booking cattle for the beginning of September delivery."

The US cash trade for the week ending August 4th, listed live sales for the week from \$116.00-\$120.00, with steers averaging \$118.92 up \$1.92 from the previous week, while heifers averaged \$118.94 up \$2.30. On the rail prices ranged from \$186.00-\$190.00 dressed with steers averaging \$187.82 up \$1.74 from the previous week, while heifers averaged \$187.67 up \$1.61. This week an extremely light test surfaced Thursday afternoon from \$115.50-\$118.00 live in the south and \$185.00-\$188.00 dressed in the north, but not enough sold to establish a market trend for the week. The prices were within the same range as last week but below the weekly weighted average. At time of reporting Friday afternoon, trade in the north is light with prices at \$187.00 dressed while the south is untested. Bids are sitting at \$118.00 live in the south while asking prices are \$120.00-\$122.00 live and \$190.00 dressed in the north. Moderate to active trade is expected to develop any time but sellers at this point are holding out for better prices.