



Weekly Market Information Report for the week ending Thursday, August 18, 2016

The following information is collected from various sources and disseminated by Beef Farmers of Ontario.

ONTARIO DIRECT TO PACKER RAILGRADE CATTLE TRADE

Prices are on a carcass weight basis before grade and weight discounts. Weekly Range:

A Grade Steers	242.00-253.00
A Grade Heifers	241.00-252.00

ONTARIO LIVE CATTLE TRADE

Ontario auction sales this week saw weighted average price ranges for:

FED CATTLE	Volume	Price Range	Average	Top	Last Week Avg
Large Frame Steers +1250	131	134.63-147.51	141.30	164.25	148.10
Medium Frame Steers +1250	97	131.64-148.37	140.71	166.00	146.16
Large & Medium Frame Steers +1250	228	131.52-147.94	140.80	166.00	147.59
Large Frame Heifers +1000	119	134.92-146.12	141.29	160.50	145.50
Medium Frame Heifers +1000	125	122.45-143.08	135.88	159.00	143.22
Large & Medium Frame Heifers +1000	244	126.97-144.24	138.49	160.50	145.10
Cows - All Weights	1,995	69.51-101.72	83.05	155.25	83.29
Bulls - All Weights	117	110.75-130.59	119.98	161.00	118.77

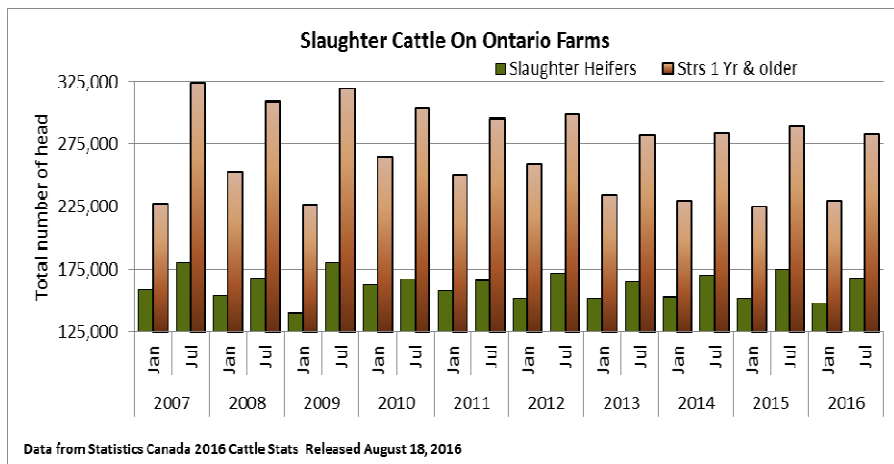
STOCKERS - Large and Medium Frame

STEERS	Volume	Price Range	Average	Top	Last Week Avg
1000+	900	152.54-171.99	162.95	178.25	165.04
900-999	322	168.43-178.45	174.08	186.00	172.92
800-899	259	160.11-189.79	180.20	199.00	174.83
700-799	267	149.88-192.58	180.31	201.00	175.81
600-699	260	150.63-200.38	180.45	216.00	171.44
500-599	217	156.04-206.63	187.16	225.00	184.09
400-499	113	167.61-213.21	194.62	250.00	185.58
-399	58	138.99-225.74	191.08	321.00	207.33

HEIFERS	Volume	Price Range	Average	Top	Last Week Avg
+900	160	140.98-154.06	148.18	162.50	145.26
800-899	111	144.55-162.38	154.45	174.00	159.86
700-799	168	133.03-170.29	157.30	182.00	157.86
600-699	156	139.94-178.10	165.07	195.00	160.76
500-599	142	149.71-184.86	172.16	196.00	167.25
400-499	79	139.47-192.14	170.08	230.00	163.57
300-399	30	179.07-209.90	197.64	270.00	166.95
-299	7	184.42-201.57	193.03	317.00	204.81

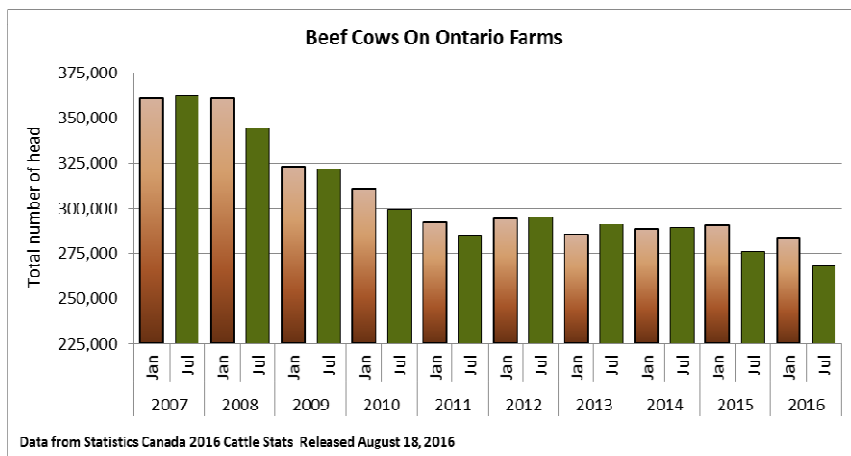
At **Kawartha Lakes Community Sale Barn: August 13, 2016** – 131 cows, 12 bulls, 53 veal, 5 fed cattle, & 38 stockers

	Price Range	Average	Top
Cows	50.00-100.00	81.99	100.00
Bulls under 1600 lbs	101.00-160.29	127.09	160.29
Bulls over 1600 lbs	102.00-124.50	116.30	124.50
Veal 600 lbs +	89.00-140.99	110.09	140.99
Veal 126-300 lbs	112.50-160.00	136.80	267.49
Veal under 125 lbs	72.49-114.99	95.69	114.99



Denfield Livestock Exchange Inc., August 16, 2016: 103 Fed Cattle, 36 Veal, 4 Bulls, 74 Cows & 168 Drop Calves (\$/hd.)

	Price Range	Top		Price Range	Top
Choice steers	144.00-148.00	157.25	Good beef cows	100.00-110.00	
Good steers	140.00-144.00		Good Holstein cows	80.00-90.00	
Choice heifers	143.00-147.00	155.25	D1 & D2 Cows	60.00-70.00	
Good heifers	140.00-143.00		D3 & D4 Cows	50.00-60.00	
Good Holstein veal	110.00-115.00		Choice drop calves	\$200.00-\$300.00	\$675.00
Plain & heavy veal	100.00-110.00		Good drop calves	\$100.00-\$150.00	
Good beef bulls	112.00-134.00		Plain & Newborns	\$50.00-\$100.00	

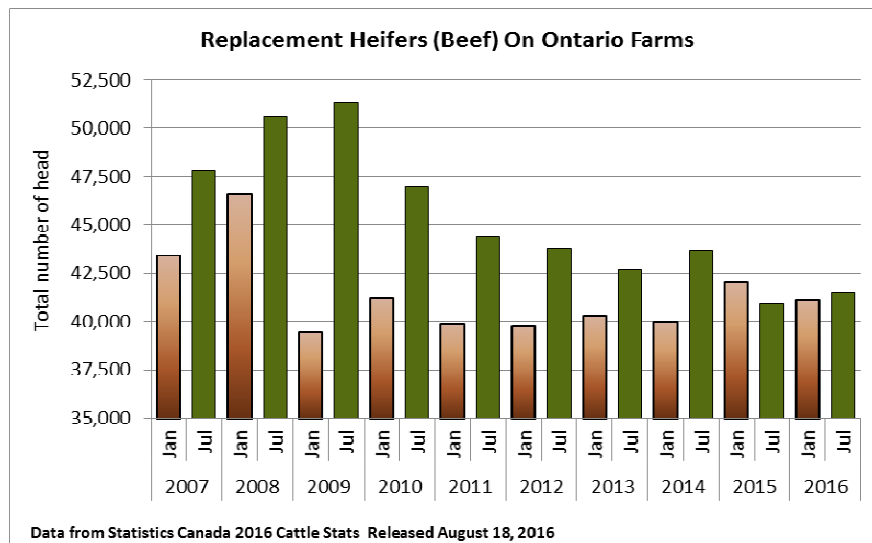


At Renfrew Pontiac Livestock Ltd.: August 16, 2016 – 8 Replacement Calves, 111 Cows & 10 Bulls

	Price Range	Top
Replacement Calves	\$110.00-\$200.00	\$255.00
Cows D1 & D2	102.00-107.00	112.00
Cows D3	84.00-101.00	
Cows D4	79.00-83.00	
Bulls	120.00-131.00	137.00

At Aylmer Stockyards Inc.: August 17, 2016 – 48 Veal, 94 Cows, 25 Fed Cattle, 4 bulls, 114 Drop Calves & 4 Stockers

	Price Range	Avg.	Top
Fed heifers, Dairy & dairy cross	81.00-121.50	11.89	121.50
Cows	62.50-113.50	85.89	133.29
Veal over 600 lbs	106.00-130.00	115.70	130.00
Replacement Calves	\$25.00-\$345.00/hd	\$118.47/hd	



ONTARIO STOCKER & FEEDER TRADE

Stocker sale at **Brussels Livestock: August 12, 2016 – 751** stockers

Steers	Price Range	Average	Top	Heifers	Price Range	Average	Top
1000+ lbs	155.00-167.00	161.73	167.00	+900 lbs	147.00-159.50	154.46	162.50
900-999	167.00-176.50	172.09	183.00	800-899	158.00-167.00	162.46	167.00
800-899	175.50-198.00	191.31	199.00	700-799	154.00-170.00	163.17	170.00
700-799	165.00-196.50	191.00	196.50	600-699	156.00-174.00	165.74	182.50
600-699	170.00-200.00	187.33	216.00	500-599	177.00-192.00	183.11	192.00
500-599	184.50-212.50	200.49	212.50	400-499	155.00-195.00	184.00	230.00
400-499	177.00-228.00	213.47	228.00	300-399			
399-	185.00-221.00	200.14	221.00				

Stocker sale at: **Community Livestock Exchange: August 16, 2016 – 203** Stockers

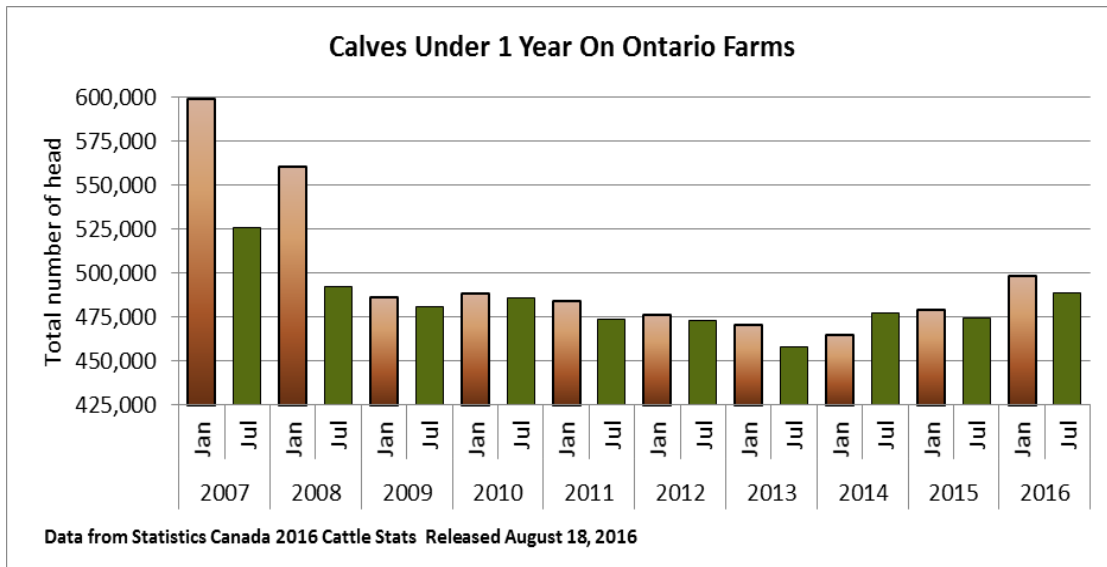
Steers	Price Range	Average	Top	Heifers	Price Range	Average	Top
800-899	91.00-168.99	136.49	168.99	700-799	110.00-158.00	136.69	158.00
700-799	96.99-197.99	158.69	197.99	600-699	106.00-160.00	137.59	160.00
600-699	91.00-200.00	148.19	207.50	500-599	112.99-180.00	156.40	180.00
500-599	119.99-225.00	184.29	225.00	400-499	122.50-185.00	156.00	185.00
400-499	164.99-229.99	205.60	229.99				

Stocker sale at: **Keady Livestock Market: August 16, 2016 - 619** Stockers

Steers	Price Range	Average	Top	Heifers	Price Range	Average	Top
1000+	150.00-176.00	165.23	178.25	900+	154.25-155.00	154.31	155.00
900-999	179.75-186.00	182.59	186.00	800-899	133.00-174.00	160.33	174.00
800-899	182.50-190.00	186.89	190.00	700-799	175.00-182.00	177.86	182.00
700-799	188.00-201.00	194.64	201.00	600-699	144.00-195.00	177.74	195.00
600-699	180.00-197.00	189.94	197.00	500-599	148.00-185.00	167.00	185.00

Stocker sale at: **Renfrew Pontiac Livestock: August 16, 2016 – 210** Stockers

Steers	Price Range	Average	Top	Heifers	Price Range	Average	Top
800-899	147.99-180.00	175.00	180.00	700-799	100.00-175.00	166.70	175.00
700-799	125.00-187.50	179.49	187.50	600-699	160.00-183.00	176.89	183.00
600-699	137.50-194.99	177.40	194.99	500-599	144.99-184.00	176.00	184.00
500-599	147.50-204.99	186.40	204.99	400-499	150.00-189.99	163.19	189.99
400-499	154.00-207.50	190.50	207.50	300-399	180.00-194.99	191.79	194.99
399-	192.50-220.00	206.49	220.00				



Stocker sale at **Ontario Livestock Exchange: August 17, 2016 – 551 Stockers**

Steers	Price Range	Average	Top	Heifers	Price Range	Average	Top
1000+	156.00-172.00	163.65	172.00	900+	151.50-160.50	157.13	150.50
900-999	167.00-177.00	172.75	177.00				
800-899	157.50-184.50	179.10	184.50				

Stocker sale at: **Ontario Livestock Exchange, August 18, 2016 – 282 Stockers**

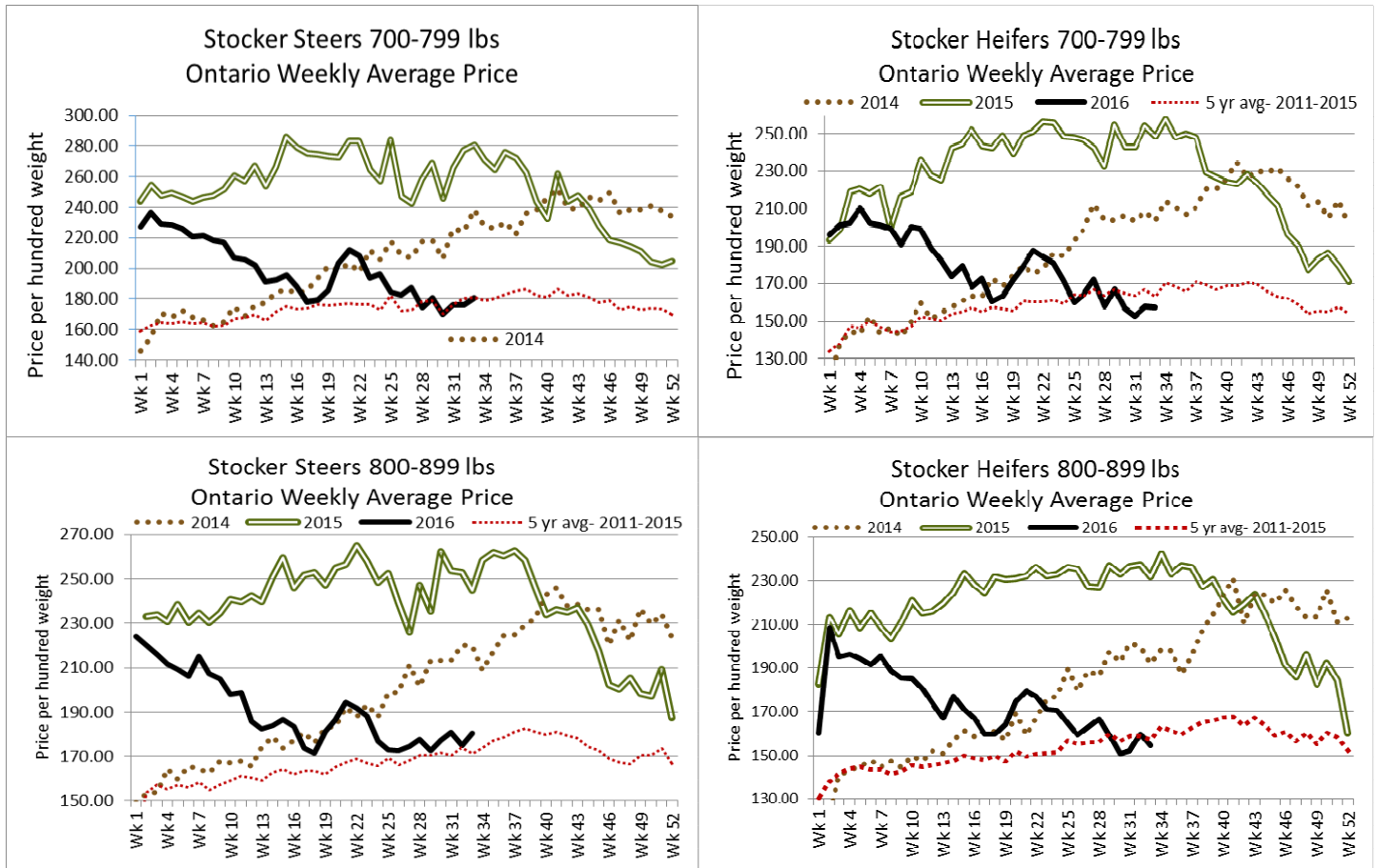
Steers	Price Range	Average	Top	Heifers	Price Range	Average	Top
1000+	117.50-146.00	131.22	146.00	500-599	148.00-180.00	162.30	180.00
900-999	147.00-170.00	161.21	170.00				
800-899	147.00-176.00	167.30	176.00				
700-799	174.00-191.00	185.74	191.00				
600-699	140.00-210.25	192.95	210.25				
500-599	145.00-168.00	156.10	180.00				
400-499	167.50-210.00	187.69	210.00				
399-	170.00-182.50	176.25	182.50				

Stocker sale at: **Ontario Stockyards Inc., August 18, 2016 – 475 Stockers**

Steers	Price Range	Average	Top	Heifers	Price Range	Average	Top
1000+	127.00-162.00	145.16	162.00	900+	106.00-136.00	119.81	148.00
900-999	159.50-177.00	172.05	182.00	800-899	120.00-173.00	150.68	173.00
800-899	130.50-195.50	178.01	198.25	700-799	139.00-172.00	152.58	177.00
700-799	149.00-194.50	180.86	194.50	600-699	150.00-188.00	180.93	188.00
600-699	165.00-202.00	182.12	205.50	500-599	157.50-182.50	171.88	196.00
500-599	170.00-197.50	185.09	210.00	400-499	115.00-182.50	143.73	212.00
400-499	170.00-206.00	189.21	215.00	300-399	150.00-214.00	183.28	214.00
399	169.00-230.00	196.77	230.00				

Stocker sale at: **Ottawa Livestock Exchange, August 18, 2016 – 182 Stockers**

Steers	Price Range	Average	Top	Heifers	Price Range	Average	Top
700-799	129.00-180.00	160.00	180.00	700-799	104.00-159.00	141.33	159.00
600-699	148.00-195.00	172.97	198.00	600-699	94.00-170.00	129.62	178.00
500-599	142.00-210.00	188.00	218.00	500-599	110.00-190.00	174.24	192.00
400-499	178.00-220.00	198.54	220.00				
399-	72.00-218.00	155.57	270.00				



ALBERTA DIRECT TRADE

Week Ending Thursday, August 18, 2016

Steers	Live	N/T	Flat rail	232.00-240.50
Heifers	Live	N/T	Flat rail	238.50-240.50

U.S. TRADE (U.S. funds)

Week Ending Thursday, August 18, 2016

Choice and Select Steers and Heifers:	Live	115.00-118.50
	Rail	184.00-187.00

QUEBEC ELECTRONIC AUCTION MARKET (F.O.B. THE FEEDLOT)

	Price	Change from Last Week
Week Ending Thursday, August 18, 2016	239.75-241.50	-4.01

AVERAGE CARCASS WEIGHTS – CANADA

	Steers	Heifers
August 13, 2016	911	811
August 6, 2016	913	813
August 15, 2015	898	826

FEDERALLY INSPECTED CANADIAN SLAUGHTER

	Week Ending	# of hd change	YTD	% Change	% Change
	August 13, 2016	from week ago		(Week Ago)	(Year Ago)
Grand Total	57,035	+9,753	1,563,109	+21%	+4%
Western Slaughter	45,770	+8,289	1,206,350	+22%	+3%
Eastern Slaughter	11,265	+1,464	356,759	+15%	+6%

LIVE CATTLE EXPORTS-ONTARIO

	<i>Week ending July 30, 2016</i>	<i>Week ending July 23, 2016</i>	<i>Year to Date</i>
Total live slaughter cattle exported from Ontario to the U.S.	2,763	2,350	101,970
Steers & Heifers	274	504	22,318
Cows	1,998	1,466	67,022
Bulls	491	380	12,630

USDA ESTIMATED CATTLE KILL

	<i>Week Ending August 13, 2016</i>	<i>Previous Week</i>	<i>Year Ago</i>
Grand Total	599,000	578,000	545,000

CANADIAN BOXED BEEF CUT-OUT VALUES

Week Ending	AAA	AA
August 5, 2016	2.5876	2.4911
July 30, 2016	2.6351	2.5313
July 23, 2016	2.5982	2.4820

U.S. BOXED BEEF CUT-OUT VALUES (U.S. Funds)

	Choice 600-900	Select 600-699
Current five day average	201.46	193.55

LIVE CATTLE – CANADA

IMPORTS		<i>Import % change from 2015 YTD</i>	EXPORTS		<i>Export % change from 2015 YTD</i>
<i>Jan 1- June 30</i>			<i>Jan 1- August 6</i>		
Pure bred	1,477	-40%	Slaughter steers & heifers	175,980	+42%
Non-pure bred	9,141	-40%	Feeder steers & heifers	144,463	-39%
			Cows & Bulls	154,365	-4%

BEEF EXPORTS – CANADA

United States	<i>Change from last year YTD</i>	Mexico	<i>Change from 2015 YTD</i>
<i>Jan 1 – June 30</i>		<i>Jan 1 – June 30</i>	
Total 127,691 tonnes	+13% or up 14,658 tonnes	7,060 tonnes	-29% or -2,849 tonnes

BEEF PRODUCTION – CANADA

	<i>Jan 1 – Aug 13</i>	<i>Last Year Same Time</i>	<i>% Change</i>	<i>Change in tonnes YTD</i>
Fed	535,781 tonnes	490,128 tonnes	+9%	+45,653
Non-fed	83,972 tonnes	72,768 tonnes	+15%	+11,204

BEEF IMPORTS – CANADA

	<i>Jan 1 – Aug 13</i>	<i>Last Year Same Time</i>	<i>% Change</i>	<i>Change in tonnes YTD</i>
United States	75,781 tonnes	80,602 tonnes	-6%	-4,821 tonnes
Non-NAFTA	42,194 tonnes	48,909 tonnes	-14%	-6,715 tonnes
Total	119,734 tonnes	130,180 tonnes	-8%	-10,446 tonnes

CHICAGO MERCANTILE EXCHANGE

Closing quotes on futures today were as follows:

Live Cattle			Feeder Cattle			Corn		Soybeans		Canadian \$				
\$/cwt US			\$/cwt US			\$/bu US	¢/bu	\$/bu US	¢/bu					
Aug	113.55	-0.02	Aug	146.07	+1.05	Sep	3.342	+2.2	Sep	10.270	-5.2	Spot	77.76	-0.55
Oct	110.25	-0.32	Sep	143.85	+0.70	Dec	3.436	+1.6	Nov	10.044	-10.0	Sep	77.77	-0.55
Dec	111.72	-0.32	Oct	141.20	+0.57	Mar	3.534	+1.6	Jan	10.050	-9.4	Dec	77.80	-0.55
Feb	111.85	-0.20	Nov	137.97	+0.37	May	3.602	+1.4	Mar	10.002	-7.4	Mar	77.84	-0.55
Apr	110.85	-0.02	Jan	133.47	+0.37	Jul	3.666	+1.2	May	9.976	-5.6	Jun	77.89	-0.53
Jun	104.52	+0.12	Mar	131.37	+0.72	Sep	3.734	+1.0	Jul	9.972	-5.0	Sep	77.94	-0.53

Beef Farmers of Ontario, 130 Malcolm Road, Guelph, ON N1K 1B1 Phone: (519) 824-0334 Fax: (519) 824-1930 or email: markets@ontariobeef.com

ONTARIO STOCKER & FEEDER TRADE SPECIAL FALL SALES

25-Aug	11:00 AM	Ontario Stockyards	Special Fall Yearling Sale in conjunction with regular sale
27-Aug	8:30 AM	Rainy River	Majority yearlings & some early calves, cows etc
31-Aug	2:00 PM	Vankleek Hill	Stocker sale
02-Sep	7:00 PM	Cargill	Char. & Exotic Cross Yearlings-Steers & Heifers
03-Sep	1:00 PM	Maple Hill	Ontario Autumn Angus Classic
07-Sep	11:00 AM	Kawartha Lakes	Stocker Sale (75% yearlings/25% calves)
08-Sep	10:00 AM	Warton	Stockers
10-Sep	1:00 PM	Maple Hill	Ontario Autumn Simmental Classic

Comments for the week ending Thursday, August 18, 2016

472 fed steers and heifers sold through auction markets this week, down 32 head from last week and 17 less than this time last year. Fed steers sold from \$131.52-\$147.94 averaging \$140.80 down \$6.79 from last week and \$46.09 below year ago prices. Fed heifers traded from \$126.97-\$144.24 averaging \$138.49 down \$6.61 from last week and \$47.59 lower than last year at this time. Auction market reports started out as under pressure with prices \$2.00-\$5.00 lower Tuesday, and down \$3.00-\$4.00 by Wednesday on the good quality lots. All others were under even further pressure. The week ended \$3.00-\$4.00 lower on all weights and classes.

The Ontario Railgrade market was under pressure with prices declining as the week progressed. Steers started out from \$242.00-\$253.00 dressed the previous Friday, to \$242.00-\$250.00 on Monday and \$242.00-\$248.00 on Wednesday. Heifers followed the same trend starting out \$241.00-\$252.00 dressed the previous Thursday, to \$241.00-\$249.00 Monday, and by Wednesday priced at \$241.00-\$247.00 dressed. Wednesday, sales reported were extremely light in volume with delivery anywhere from this week to the week of September 5th (which is a short week). Along with the very light producer price reports, was reports of bids dropping down into the mid to high \$230.00's to lower \$240.00's. This week's average prices were down \$4.00 from last week and \$72.50 below year ago prices on average. Decent volumes of ready cattle, easier cattle futures and a strengthening loonie have not been price supportive.

The Canadian Boxed Beef Report released by Kevin Greer, noted this week that beef features on front page ads of Ontario grocers were weak, however Ontario ads were stronger than western Canada. Beef features are expected to be aggressive the week prior to the Labour Day Holiday. Beef movement at retail is reported to be slightly better than last year at this time while restaurant traffic is just average.

There were 1,995 cull cows sold through auction markets this week, up 103 head from last week and 245 less than this time last year. Cull cows sold from \$69.51-\$101.72 averaging \$83.05, down \$0.24 from last week and \$30.91 below year ago prices. Auction markets reported trade as steady on strong demand for most of the week until Wednesday when the market was about steady to barely steady. The market ended the week on a steady tone.

There were 3,249 stocker and feeder cattle on offer this week, down just 27 head from last week but 450 more than last year at this time. YTD there have been 129,537 stocker and feeder cattle sold through Ontario auction markets, up 592 from the same time last year, but 7,198 less than this time in 2014. Auction markets reported trade as steady on most classes this week, however heavier cattle and grass types were at a premium with very good demand and prices quoted as \$2.00-\$5.00 cwt higher. Actual average prices this week for steers 400-500 lbs was up \$9.04 from last week on average, 500-600 lbs up \$3.07, 600-700 lbs up \$9.01, 700-800 lbs up \$4.50, 800-900 lbs up \$5.37, 900-1000 lbs up \$1.16 and steers over 1000 lbs averaging \$2.09 below last week. Heifers 300-400 lbs were up \$30.69 on average (on very light receipts), 400-500 lbs up \$6.51, 500-600 lbs up \$4.91, 600-700 lbs up \$4.31, 700-800 lbs down \$0.56, 800-900 lbs down \$5.41 and heifers over 900 lbs averaged \$2.92 stronger than last week on average.

The Quebec Electronic Market for this week was under pressure with prices ranging from \$239.75-\$241.50 dressed, down \$4.01 from last week on average.

Alberta direct trade, was also under pressure with prices declining as the week progressed. Canfax reports dressed steers from \$232.00-\$240.50, averaging \$7.70 lower than last week. Heifers sold from \$238.50-\$240.50 down \$5.80 from last week on average.

The US cash trade for the week ending August 11th, was light to moderate with lighter volumes in the north. Price finals for last week, posted by the USDA Mandatory Price Report, listed live sales from \$115.00-\$120.00 with steers averaging \$118.35 down \$0.23 from the previous week, while heifers averaged \$118.58 live, down \$0.36. On the rail steers and heifers sold from \$185.00-\$188.00 dressed, with both steers and heifers averaging \$186.91 down \$0.91 and \$0.76 respectively. This week, a very light test was noted on Wednesday afternoon in parts of the north from \$117.00-\$118.00 live and \$187.00 dressed, while the south has remained at a standstill. Thursday trade was moderate in volume with live sales from \$115.00-\$118.50 with steers averaging \$117.54 and heifers \$117.64 down \$0.81 and \$0.94 respectively. Dressed deals ranged from \$184.00-\$187.00 with steers averaging \$186.06 down \$0.85 from last week, while heifers averaged \$186.35 down \$0.56. Although some clean up trade is possible, it appears that the bulk of trade for this week has been completed.