



Weekly Market Information Report for the week ending Thursday, September 1, 2016

The following information is collected from various sources and disseminated by Beef Farmers of Ontario.

ONTARIO DIRECT TO PACKER RAILGRADE CATTLE TRADE

Prices are on a carcass weight basis before grade and weight discounts. Weekly Range:

A Grade Steers	218.00-232.00
A Grade Heifers	217.00-231.00

ONTARIO LIVE CATTLE TRADE

Ontario auction sales this week saw weighted average price ranges for:

FED CATTLE	Volume	Price Range	Average	Top	Last Week Avg
Large Frame Steers +1250	175	122.63-136.58	132.34	174.00	137.57
Medium Frame Steers +1250	129	125.75-136.57	133.26	172.00	137.99
Large & Medium Frame Steers +1250	304	125.95-137.76	133.43	174.00	138.39
Large Frame Heifers +1000	102	121.37-135.73	130.02	143.50	136.19
Medium Frame Heifers +1000	95	126.45-135.47	132.13	137.50	129.91
Large & Medium Frame Heifers +1000	197	123.78-135.76	131.19	143.50	134.42
Cows - All Weights	1,971	62.76-93.81	78.37	125.00	80.97
Bulls - All Weights	157	100.05-119.37	109.80	148.00	110.15

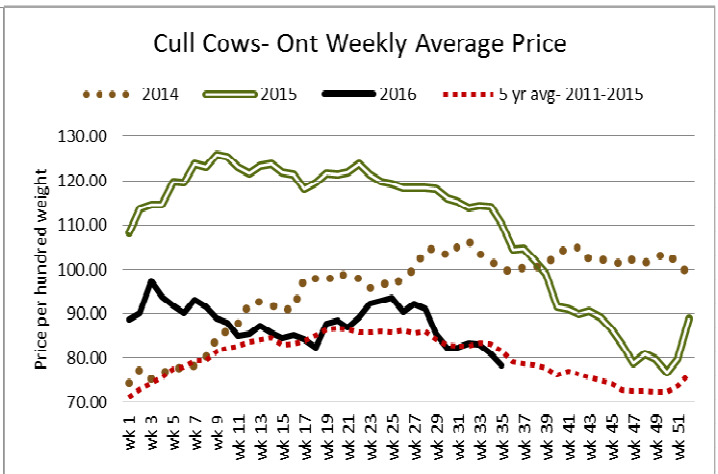
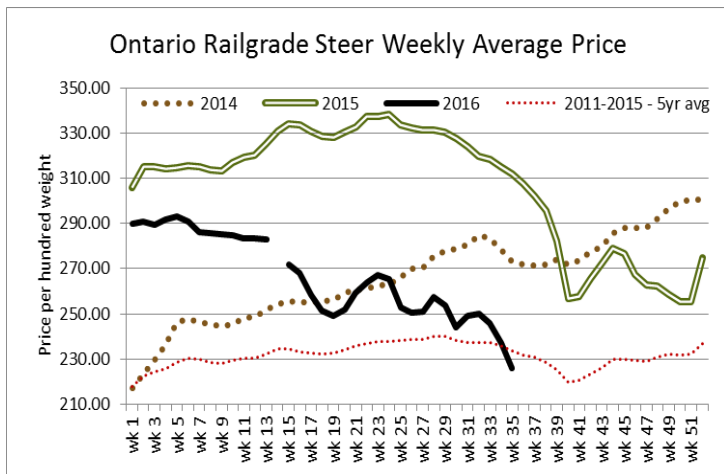
STOCKERS - Large and Medium Frame

STEERS	Volume	Price Range	Average	Top	Last Week Avg
1000+	1,046	147.53-170.42	157.07	172.50	158.77
900-999	468	156.71-173.43	166.29	178.00	172.35
800-899	479	158.87-184.04	172.35	196.00	167.86
700-799	376	143.13-191.12	173.88	202.99	171.59
600-699	287	146.98-200.62	175.77	216.00	168.43
500-599	303	152.18-212.78	187.68	246.00	192.56
400-499	120	170.88-216.71	196.53	237.00	197.76
-399	82	159.46-206.44	185.91	285.00	205.05

HEIFERS	Volume	Price Range	Average	Top	Last Week Avg
+900	329	126.09-144.15	137.54	160.00	148.82
800-899	231	136.12-152.20	146.43	164.70	152.59
700-799	240	134.30-162.32	153.93	174.50	158.91
600-699	350	124.48-168.32	160.73	195.00	159.07
500-599	209	150.69-184.94	169.58	212.00	174.69
400-499	109	138.63-186.42	169.66	218.00	171.07
300-399	36	163.12-199.63	181.48	280.00	199.65
-299	32	162.19-218.59	193.01	280.00	198.71

At Kawartha Lakes Community Sale Barn: August 27, 2016 – 119 cows, 8 bulls, 37 veal, 2 fed cattle, & 31 stockers

	Price Range	Average	Top
Cows	50.00-101.00	79.90	113.99
Bulls under 1600 lbs	92.50-113.99	106.89	113.99
Bulls over 1600 lbs	112.99-126.49	119.79	126.49
Veal 600 lbs +	102.49-150.00	120.59	150.00
Veal 451-600 lbs	87.50-121.99	105.40	121.99
Veal under 125 lbs	37.50-77.50	57.99	82.49



Denfield Livestock Exchange Inc., August 30, 2016: 72 Fed Cattle, 37 Veal, 6 Bulls, 64 Cows & 168 Drop Calves (\$/hd.)

	Price Range	Top		Price Range	Top
Choice steers	130.00-135.00	139.75	Good beef cows	90.00-95.00	101.50
Good steers	125.00-130.00		Good Holstein cows	85.00-95.00	
Choice heifers	130.00-135.00	139.50	D1 & D2 Cows	80.00-85.00	
Good heifers	125.00-130.00		D3 & D4 Cows	70.00-80.00	
Good Holstein veal	120.00-130.00		Choice drop calves	\$150.00-\$250.00	\$425.00
Plain & heavy veal	115.00-120.00		Good drop calves	\$80.00-\$150.00	
Good beef bulls	120.00-128.00		Plain & Newborns	\$40.00-\$70.00	
Good Holstein bulls	113.50				

At Renfrew Pontiac Livestock Ltd.: August 30, 2016 – 11 Replacement Calves, 98 Cows & 13 Bulls

	Price Range	Top
Replacement Calves	\$90.00-\$160.00/hd	200.00/hd
Cows D1 & D2	95.00-101.00	107.00
Cows D3	80.00-94.00	
Cows D4	73.00-80.00	
Bulls	113.00-121.00	128.00

At Aylmer Stockyards Inc.: August 31, 2016 – 51 Veal, 100 Cows, 11 Fed Cattle, 6 bulls, & 9 Stockers

	Price Range	Avg.	Top
Fed Heifers, Dairy & Dairy Cross	91.00-115.50	108.60	115.50
Cows	47.99-103.49	78.30	103.49
Veal over 600 lbs	103.00-141.99	121.90	141.99
Replacement Calves	\$5.00-\$365.00/hd	\$125.00/hd	

ONTARIO STOCKER & FEEDER TRADE

Stocker sale at Brussels Livestock: August 26, 2016 – 1,229 stockers

Steers	Price Range	Average	Top	Heifers	Price Range	Average	Top
1000+ lbs	140.75-164.00	154.60	164.00	+900 lbs	133.50-148.25	143.10	160.00
900-999	156.50-173.25	165.28	178.00	800-899	139.00-153.50	148.01	163.00
800-899	172.00-185.00	177.55	185.00	700-799	148.00-165.00	157.30	172.00
700-799	178.00-195.00	189.60	195.00	600-699	170.00-179.00	175.41	195.00
600-699	161.00-210.00	190.11	210.00	500-599	176.00-207.00	189.27	212.00
500-599	180.00-209.50	198.00	231.00	400-499	172.00-202.00	190.11	202.00
400-499	204.00-228.00	216.87	237.00	300-399	175.00-222.00	197.33	222.00
399-	220.00-240.00	235.40	240.00	299-	220.00-265.00	236.25	265.00

Stocker sale at: **Community Livestock Exchange: August 30, 2016 – 257** Stockers

<i>Steers</i>	Price Range	Average	Top	<i>Heifers</i>	Price Range	Average	Top
800-899	100.00-160.00	132.89	162.00	700-799	112.00-148.99	132.49	148.99
700-799	94.99-194.50	152.69	194.50	600-699	85.99-155.00	129.29	155.00
600-699	88.00-188.99	135.29	206.00	500-599	107.49-180.00	140.70	180.00
500-599	119.99-212.99	171.59	222.99	400-499	112.50-180.00	159.49	180.00
400-499	145.99-227.99	198.70	227.99				

Stocker sale at: **Keady Livestock Market: August 30, 2016 - 565** Stockers

<i>Steers</i>	Price Range	Average	Top	<i>Heifers</i>	Price Range	Average	Top
1000+	148.50-170.25	161.97	170.25	900+	122.50-126.00	125.30	126.00
900-999	173.50-176.00	174.96	176.00	800-899	132.00-157.00	148.44	157.00
800-899	163.50-183.50	172.40	183.50	700-799	151.00-174.50	169.20	174.50
700-799	184.50-192.50	187.22	195.00	600-699	175.50-183.25	181.64	183.25
600-699	202.75-209.00	204.60	209.00	500-599	174.00-177.50	177.25	177.50
500-599	206.00-219.00	209.25	219.00	400-499	170.00-218.00	184.43	218.00
400-499	205.00-222.00	217.14	222.00				

Stocker sale at: **Renfrew Pontiac Livestock: August 30, 2016 – 166** Stockers

<i>Steers</i>	Price Range	Average	Top	<i>Heifers</i>	Price Range	Average	Top
900-999	134.00-162.99	160.29	192.99	700-799	118.99-111.99	168.50	171.99
800-899	137.00-147.99	145.10	147.99	600-699	154.00-178.00	165.70	178.00
700-799	129.00-170.99	161.89	170.99	500-599	140.99-191.99	173.99	191.99
600-699	173.99-200.00	178.80	200.00	400-499	105.00-200.00	171.79	200.00
500-599	141.99-216.00	194.50	216.00	300-399	172.99-197.50	185.80	197.50
400-499	142.50-225.00	196.70	225.00	299-	175.00-200.00	189.10	200.00
399-	172.50-229.99	216.59	229.99				

Stocker sale at **Ontario Livestock Exchange: August 31, 2016 – 971** Stockers

<i>Steers</i>	Price Range	Average	Top	<i>Heifers</i>	Price Range	Average	Top
1000+	149.00-172.50	156.68	172.50	900+	112.00-141.00	130.75	141.00
900-999	158.00-175.50	166.58	175.50				
800-899	171.00-196.00	177.38	196.00				
700-799	183.75-198.75	192.66	198.75				
600-699	192.00-205.00	198.50	205.00				
500-599	160.00-204.00	182.00	204.00				

Stocker sale at: **Ontario Livestock Exchange, September 1, 2016 – 247** Stockers

<i>Steers</i>	Price Range	Average	Top	<i>Heifers</i>	Price Range	Average	Top
600-699	140.00-216.00	195.65	216.00	900+	122.00-138.00	128.50	138.00
500-599	123.50-246.00	195.31	246.00	800-899	124.00-141.50	136.75	141.50
				700-799	111.00-142.50	129.77	150.00
				600-699	117.50-137.50	126.13	150.00

1.

Stocker sale at: **Ontario Stockyards Inc., September 1, 2016 – 147** Stockers

<i>Steers</i>	Price Range	Average	Top	<i>Heifers</i>	Price Range	Average	Top
1000+	109.00-139.00	126.54	155.00	700-799	140.00-153.00	150.14	153.00
800-899	140.00-160.00	150.06	160.00	600-699	145.00-154.00	151.85	154.00
700-799	139.00-127.00	147.33	157.00	500-599	137.50-179.00	158.52	179.00
600-699	160.00-174.00	167.47	174.00	400-499	147.50-165.00	157.10	167.50
500-599	152.50-199.00	181.40	199.00				
400-499	151.00-197.50	169.82	200.00				

Stocker sale at: **Ottawa Livestock Exchange, September 1, 2016 – 199 Stockers**

Steers	Price Range	Average	Top	Heifers	Price Range	Average	Top
800-899	144.00-162.00	152.67	169.00	600-699	118.00-160.00	143.17	160.00
700-799	145.00-174.00	162.11	174.00	500-599	141.00-188.00	165.41	208.00
600-699	157.00-184.00	172.38	189.00	400-499	162.00-189.00	179.77	189.00
500-599	148.00-208.00	180.16	220.00	399-	135.00-199.00	164.00	207.00
400-499	189.00-216.00	204.43	222.00				
399-	165.00-220.00	200.85	220.00				

ONTARIO STOCKER & FEEDER TRADE SPECIAL FALL SALES

Stocker sale at **Stratton - Rainy River Cattlemen's Association Sale: August 27, 2016 – 665 stockers, 71 cows, & 13 bulls**

Steers	Price Range	Average	Top	Heifers	Price Range	Average	Top
1000+	110.00-154.00	127.69	154.00	900+	100.00-143.99	132.49	143.99
900-999	110.00-170.99	163.70	170.99	800-899	135.00-164.70	155.49	164.70
800-899	159.00-194.99	185.40	194.99	700-799	132.49-168.79	160.60	168.79
700-799	119.99-202.99	180.09	202.99	600-699	109.00-169.99	164.90	169.99
600-699	123.99-202.49	178.60	202.49	500-599	122.50-163.99	155.60	163.99
500-599	132.49-188.50	172.50	188.50	400-499	109.00-150.00	126.89	150.00
Cows	56.99-100.00	86.59	100.00				

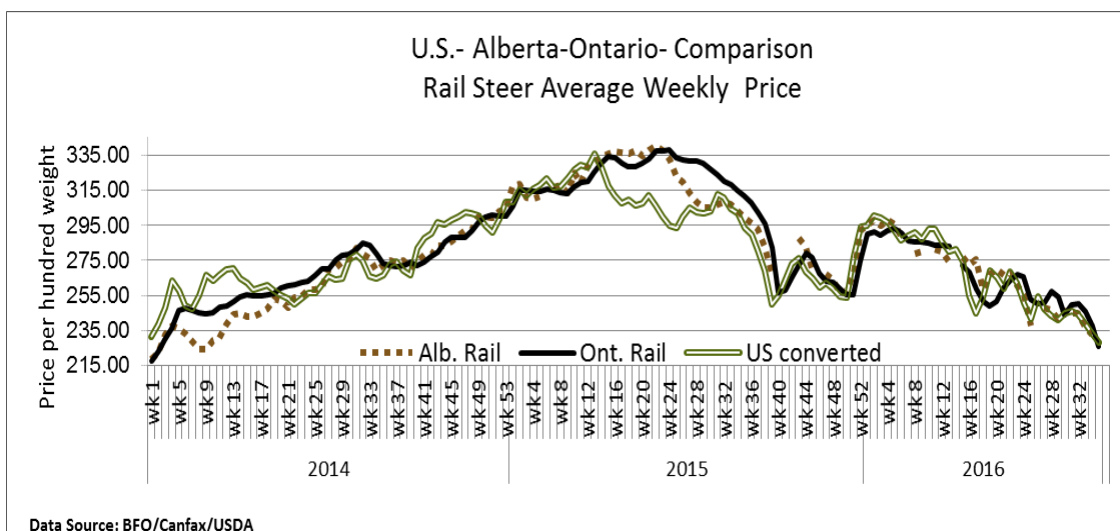
Stocker sale at **Vankleek Hill Livestock Exchange: August 31, 2016 – 260 Stockers**

Steers	Price Range	Average	Top	Heifers	Price Range	Average	Top
800-899	137.00-167.00	146.42	171.00	700-799	125.00-140.00	133.69	140.00
700-799	134.00-176.00	148.24	182.00	600-699	122.00-162.00	136.56	162.00
600-699	150.00-208.00	169.12	208.00				
500-599	134.00-212.00	179.14	222.00				
400-499	180.00-210.00	187.14	210.00				
399-	130.00-224.00	165.77	224.00				

ALBERTA DIRECT TRADE

Week Ending Thursday, September 1, 2016

Steers	Live	N/T	Flat rail	N/T
Heifers	Live	N/T	Flat rail	N/T



U.S. TRADE (U.S. funds)

Week Ending Thursday, September 1, 2016

Choice and Select Steers and Heifers:	Live	106.50-111.00
	Rail	173.00-177.00

QUEBEC ELECTRONIC AUCTION MARKET (F.O.B. THE FEEDLOT)

	Price	Change from Last Week
Week Ending Thursday, September 1, 2016	220.00-223.00	-7.32

AVERAGE CARCASS WEIGHTS – CANADA

	Steers	Heifers
August 27, 2016	924	830
August 20, 2016	914	827
August 29, 2015	906	820

FEDERALLY INSPECTED CANADIAN SLAUGHTER

	<i>Week Ending</i> August 27, 2016	<i># of hd change</i> from week ago	<i>YTD</i>	<i>% Change</i> (Week Ago)	<i>% Change</i> (Year Ago)
Grand Total	56,785	-3,527	1,680,206	-6%	+4%
Western Slaughter	44,613	-1,157	1,299,071	-7%	+4%
Eastern Slaughter	12,172	-32	381,135	+0%	+6%

LIVE CATTLE EXPORTS-ONTARIO

	<i>Week ending Aug. 13, 2016</i>	<i>Week ending Aug. 6, 2016</i>	<i>Year to Date</i>
Total live slaughter cattle exported from Ontario to the U.S.	2,764	2,642	107,385
Steers & Heifers	376	197	22,891
Cows	1,753	2,094	70,869
Bulls	635	360	13,625

USDA ESTIMATED CATTLE KILL

	<i>Week Ending</i> September 3, 2016	<i>Previous Week</i>	<i>Year Ago</i>
Grand Total	604,000	605,000	560,000

CANADIAN BOXED BEEF CUT-OUT VALUES

Week Ending	AAA	AA
August 19, 2016	2.5405	2.4499
August 12, 2016	2.5490	2.4509
August 5, 2016	2.5876	2.4911

U.S. BOXED BEEF CUT-OUT VALUES (U.S. Funds)

	Choice 600-900	Select 600-699
Current five day average	197.35	191.06

LIVE CATTLE – CANADA

IMPORTS		<i>Import % change</i> from 2015 YTD	EXPORTS		<i>Export % change</i> from 2015 YTD
<i>Jan 1- June 30</i>			<i>Jan 1- August 20</i>		
Pure bred	1,477	-40%	Slaughter steers & heifers	185,616	+41%
Non-pure bred	9,141	-40%	Feeder steers & heifers	148,186	-38%
			Cows & Bulls	163,446	-5%

BEEF EXPORTS – CANADA

	<i>Change from last year YTD</i>	Mexico	<i>Change from 2015 YTD</i>
United States <i>Jan 1 – June 30</i>		<i>Jan 1 – June 30</i>	
Total	127,691 tonnes	+13% or up 14,658 tonnes	7,060 tonnes -29% or -2,849 tonnes

BEEF PRODUCTION – CANADA

	Jan 1 – Aug 27	Last Year Same Time	% Change	Change in tonnes YTD
Fed	578,194 tonnes	527,318	+10%	+50,876
Non-fed	88,240 tonnes	77,633	+14%	+10,607

BEEF IMPORTS – CANADA

	Jan 1 – Aug 27	Last Year Same Time	% Change	Change in tonnes YTD
United States	78,696 tonnes	84,881 tonnes	-7%	-6,185 tonnes
Non-NAFTA	40,557 tonnes	50,415 tonnes	-20%	-9,858 tonnes
Total	123,969 tonnes	136,917 tonnes	-9%	-12,948 tonnes

CHICAGO MERCANTILE EXCHANGE

Closing quotes on futures today were as follows:

Live Cattle		Feeder Cattle		Corn		Soybeans		Canadian \$			
\$/cwt US		\$/cwt US		\$/bu US		¢/bu		\$/bu US		¢/bu	
Oct	101.60 -1.97	Sep	134.87 -2.42	Sep	3.164 +5.4	Sep	9.684 +9.4	Spot	76.96	+0.62	
Dec	103.47 -1.92	Oct	132.07 -2.45	Dec	3.284 +4.6	Nov	9.524 +8.6	Sep	76.95	+0.61	
Feb	104.25 -1.72	Nov	129.67 -2.07	Mar	3.384 +4.2	Jan	9.556 +8.4	Dec	76.99	+0.61	
Apr	103.95 -1.52	Jan	125.07 -1.80	May	3.452 +3.6	Mar	9.584 +8.4	Mar	77.03	+0.61	
Jun	97.75 -0.97	Mar	123.95 -1.82	Jul	3.524 +3.4	May	9.614 +8.2	Jun	77.08	+0.60	
Aug	97.07 -1.22	Apr	124.07 -1.80	Sep	3.594 +3.4	Jul	9.644 +8.6	Sep	77.13	+0.60	

Beef Farmers of Ontario, 130 Malcolm Road, Guelph, ON N1K 1B1 Phone: (519) 824-0334 Fax: (519) 824-1930 or email: markets@ontariobeef.com

ONTARIO STOCKER & FEEDER TRADE SPECIAL FALL SALES

03-Sep	1:00 PM	Maple Hill	Ontario Autumn Angus Classic
07-Sep	11:00 AM	Kawartha Lakes	Stocker Sale (75% yearlings/25% calves)
08-Sep	10:00 AM	Warton	Stockers
10-Sep	1:00 PM	Maple Hill	Ontario Autumn Simmental Classic
12-Sep	7:00 PM	Maple Hill	Weekly Stocker Sales begin for the fall- every Monday
15-Sep	11:00 AM	Ontario Stockyards Inc	Special Fall Yearling Sale in conjunction with regular sale
16-Sep	11:00 AM	Community Livestock Exchange	Quinte Cattlemen's Association-Stocker Sale- farm fresh
20-Sep	10:00 AM	Thessalon- Algoma Co-op	Yearling Sale
23-Sep	9:00 AM	Keady Livestock Market	Grass Yearling Sale- Overnight stand
24-Sep	11:00 AM	Denfield Livestock Exchange	Stockers, Bred Cows, Cow/calf Pairs
24-Sep	1:00 PM	Maple Hill Auctions Ltd	Patton Charolais Herd Dispersal

Comments for the week ending Thursday, September 1, 2016

The fed cattle market continued under pressure with 501 head of cattle sold through auction markets, down 58 head from last week but 132 more than last year at this time. Fed steers traded from \$125.95-\$137.76 averaging \$133.43 down \$4.96 from last week and \$51.48 less than this time last year. Fed heifers sold from \$123.78-\$135.76 averaging \$131.19, down \$3.26 from last week and \$55.49 below year ago prices. Auction markets reported trade as under pressure at lower prices, down \$4.00-\$5.00 cwt for most of the week, but ended the week off \$2.00-\$3.00 cwt lower.

The Ontario railgrade market continued to decline as the week progressed. The previous Friday we did not see enough sales to report a railgrade price for either steers or heifers. On Monday, producers phoned in prices ranging from \$223.00-\$232.00 dressed for steers and \$222.00-\$231.00 for heifers. By Wednesday, the market had pulled back to \$218.00-\$230.00 dressed for steers and \$217.00-\$229.00 for heifers. Delivery on these cattle were anywhere from the next day to two weeks out. This week's average prices are \$11.50 lower than last week and \$86.00 cwt below year ago prices.

The Canadian Boxed Beef Report released by Kevin Grier for August 29th reported Canadian buyer activity as: “Distributors were trying to get end meat around them last week with limited success given availability. As the board continued to fall, however, the sense of urgency eased notably.” “Canadian beef features on the front page of flyers across the country were poor this week. A very small share of surveyed grocers across the country bothered to have beef on the front page. Ontario was notable for its lack of beef. Beef movement at retail is improving and has been mostly better than last year over this time. Restaurant traffic is just average in the east and very poor in the west.” In terms of seasonality Kevin reports: “This is a seasonally weak time of year for the cut-out. Not much seasonal support can be expected in the next two weeks.”

The cull cow market is also experiencing downward pressure with 1,971 head sold through auction markets this week, up 66 from last week but 263 less than this time last year. Cull cows ranged from \$62.76-\$93.81 averaging \$78.37 down \$2.60 from last week and \$32.03 lower than year ago prices. Auction markets reported trade as steady to barely steady until mid-week when prices were firm on beef types, but down \$2.00-\$3.00 on the dairy breeds. The market ended the week on a strong active trade with prices firm to slightly stronger.

Larger receipts of 4,697 head of stocker and feeder cattle sold through auction markets this week up 1,205 head from last week and 1,330 more than last year at this time. Fall stocker sales have started which will account for some of the increase in volume. Auction markets called this week’s trade as steady on active trading, the end of the last week. As the week progressed the market was barely steady to \$3.00-\$5.00 lower in spots, by mid-week the good quality grass cattle were steady and medium quality were easier. The week ended with trade selective and prices steady to the week’s decline. Actual average prices this week saw steers 400-500 lbs down \$1.23 from last week on average, 500-600 lbs \$4.88, 600-700 lbs up \$7.34, 700-800 lbs up \$2.29, 800-900 lbs up \$4.49, 900-1000 lbs down \$6.06 and steers over 1000 lbs down \$1.70 from last week on average. Heifers 300-400 lbs were down \$18.17 from last week, 400-500 lbs down \$1.41, 500-600 lbs down \$5.11, 600-700 lbs up \$1.66, 700-800 lbs down \$4.98, 800-900 lbs down \$6.16 and heifers over 900 lbs averaged \$11.28 lower than last week on average.

The Quebec Electronic Market on Wednesday ranged from \$220.00-\$223.00 dressed, down \$7.32 from last week on average.

Alberta direct trade was too light this week to establish a price report. Canfax notes: “Dressed sales have been reported in the mid 220’s on a delivered basis. Initial sales are anywhere from 8.00-15.00 lower than the previous week. Live sales have been reported 6.00 lower than last week’s weighted average price. Lower fed cattle prices continues to hurt feeding margins. Feedlots that have been selling cattle on the cash market are looking at 12 consecutive months of losses.”

The US cash trade for the week ending August 29th, declined as the week progressed. The USDA Mandatory Price report listed live sales from \$110.50-\$115.00 with steers averaging \$114.60 down \$2.91 from the previous week, while heifers averaged \$114.87 down \$2.74. On the rail sales ranged from \$175.00-\$182.00 dressed with steers averaging \$180.23 down \$5.80 and heifers \$181.18 down \$5.15 from the previous week. Monday of this week, a very light test was noted in Nebraska with live sales from \$110.00-\$111.00 down \$4.00 from last week on average, while a few dressed sales were noted at \$177.00 dressed down \$3.00-\$4.00. Tuesday morning trade surfaced in most feeding states, however, business came to a halt in the afternoon as the cattle futures reversed from lower trade to sharply higher at the end of the trading session. Sellers began resisting lower bids and pulled cattle from the market as they waited to see what happened Wednesday on the board. But the board lost some ground on Wednesday. Actual sales for Tuesday morning were larger than first thought though. Tuesday, business was moderate to active in the north and light to moderate in the south. Prices released by the USDA Mandatory Price report listed live sales from \$106.50-\$110.00 with steers averaging \$109.96 down \$4.64 from last week while heifers averaged \$109.99, down \$4.88. On the rail prices ranged from \$173.00-\$175.00 dressed with steers averaging \$174.73 down \$5.50 from last week, while heifers averaged \$174.74 down \$6.44. A couple of sales on Wednesday were steady at \$175.00 dressed in the north. Thursday light trade was steady to the week’s market at \$110.00 live in the south and \$173.00-\$175.00 dressed in the north. Thursday ended with the futures sharply lower, to down the limit on one contract, and the pressure continued today. A couple of sales were noted in the north today at \$173.00-\$175.00 dressed, steady to the week’s decline. Trade this week was reasonable in size so a large carryover is not expected.