



Weekly Market Information Report for the week ending Thursday, September 8, 2016

The following information is collected from various sources and disseminated by Beef Farmers of Ontario.

ONTARIO DIRECT TO PACKER RAILGRADE CATTLE TRADE

Prices are on a carcass weight basis before grade and weight discounts. Weekly Range:

A Grade Steers	207.00-223.00
A Grade Heifers	206.00-222.00

ONTARIO LIVE CATTLE TRADE

Ontario auction sales this week saw weighted average price ranges for:

FED CATTLE	Volume	Price Range	Average	Top	Last Week Avg
Large Frame Steers +1250	99	116.46-130.42	125.37	169.00	132.34
Medium Frame Steers +1250	87	122.57-129.14	126.99	169.50	133.26
Large & Medium Frame Steers +1250	186	119.94-131.05	126.52	169.50	133.43
Large Frame Heifers +1000	75	114.03-130.56	125.00	170.50	130.02
Medium Frame Heifers +1000	64	111.79-128.67	122.72	159.00	132.13
Large & Medium Frame Heifers +1000	139	112.25-130.01	124.39	170.50	131.19
Cows - All Weights	1,643	67.76-89.40	77.38	123.00	78.37
Bulls - All Weights	115	97.48-117.69	109.42	140.99	109.80

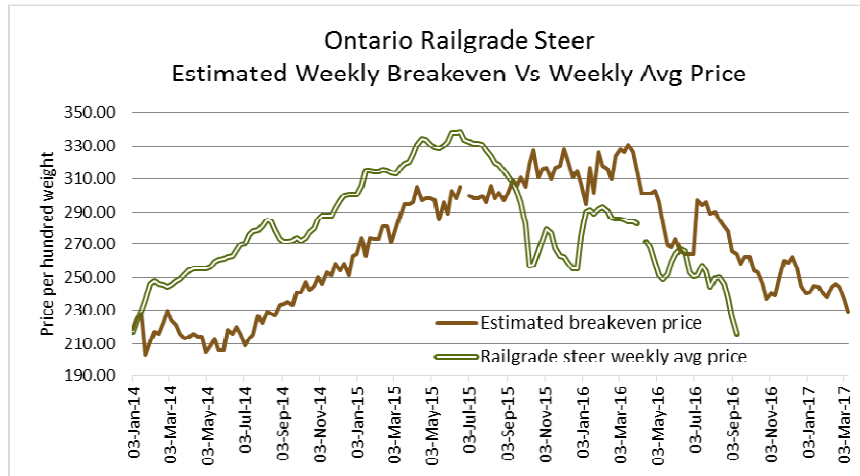
STOCKERS - Large and Medium Frame

STEERS	Volume	Price Range	Average	Top	Last Week Avg
1000+	585	146.14-165.11	153.84	170.75	157.07
900-999	413	147.70-166.81	157.44	175.00	166.29
800-899	360	157.29-178.65	167.96	189.00	172.35
700-799	224	149.46-174.39	164.91	189.50	173.88
600-699	223	146.66-189.63	173.04	207.50	175.77
500-599	229	155.83-208.70	185.51	229.99	187.68
400-499	154	169.96-213.28	195.50	251.00	196.53
-399	74	163.37-226.28	197.70	250.00	185.91

HEIFERS	Volume	Price Range	Average	Top	Last Week Avg
+900	254	127.78-145.64	136.26	160.50	137.54
800-899	252	142.83-156.43	151.86	166.25	146.43
700-799	294	147.25-163.96	157.17	179.00	153.93
600-699	210	148.71-173.69	163.25	187.50	160.73
500-599	133	138.68-170.62	158.76	217.00	169.58
400-499	103	172.90-191.81	185.14	226.00	169.66
300-399	42	182.55-198.23	192.13	235.00	181.48
-299	21	188.57-193.67	191.93	255.00	193.01

At Kawartha Lakes Co-op Auction Market: September 3, 2016 – 3 fed cattle, 127 cows, 9 bulls, 28 veal & 21 stockers

	Price Range	Average	Top
Cows	67.00-101.00	81.00	101.00
Veal 600 lbs +	85.99-140.99	118.19	140.99
Veal under 125 lbs	75.00-119.99	96.29	168.79



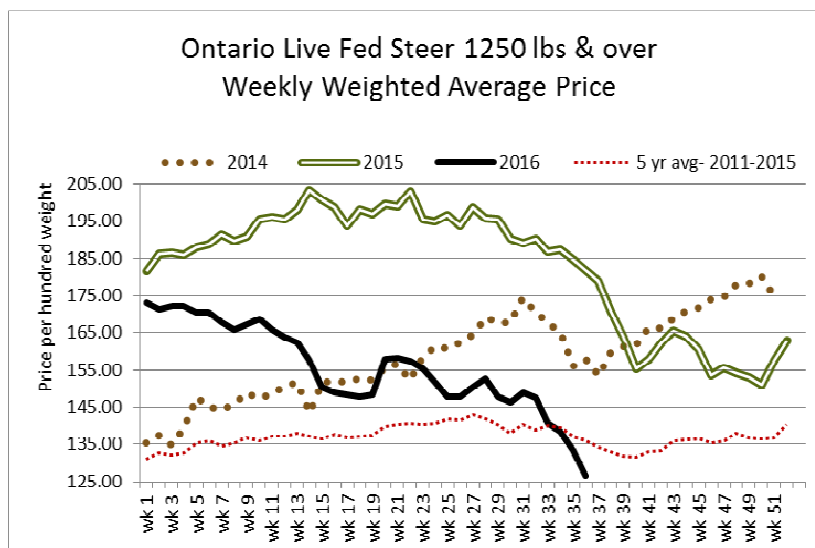
The information provided on this report is based on weighted averages for actual data collected. Input costs are a guideline only and will vary from producer to producer. BFO does not take any responsibility and accepts no legal liability arising from or connected to damages or losses experienced by producers when using this information. This is to be used at your own risk.

Denfield Livestock Exchange Inc., September 6, 2016: 42 Fed Cattle, 43 Veal, 3 Bulls, 44 Cows & 204 Drop Calves(\$/hd.)

	Price Range	Top		Price Range	Top
Choice steers	130.00-134.00	137.00	Good beef cows	90.00-100.00	108.50
Good steers	125.00-130.00		Good Holstein cows	85.00-95.00	
Choice heifers	128.00-132.00		D1 & D2 Cows	75.00-85.00	
Good heifers	124.00-128.00		D3 & D4 Cows	65.00-75.00	
Good Holstein veal	130.00-135.00		Choice drop calves	\$140.00-\$220.00	\$410.00
Plain & heavy veal	120.00-130.00		Good drop calves	\$90.00-\$125.00	
Good beef bulls	115.00-120.00		Plain & Newborns	\$50.00-\$80.00	
Good Holstein bulls	95.00				

At Renfrew Pontiac Livestock Ltd.: September 6, 2016 – 15 Replacement Calves, 44 Cows & 9 Bulls

	Price Range	Top
Replacement Calves	\$90.00-\$160.00/hd	\$190.00/hd
Cows D1 & D2	95.00-102.00	
Cows D3	80.00-94.00	
Cows D4	73.00-80.00	
Bulls	111.00-122.00	128.00



This week's weighted average price of \$126.52 is the lowest weekly weighted average price since December 2013.

At **Aylmer Stockyards Inc.:** September 7, 2016 – 58 Veal, 97 Cows, 22 Fed Cattle, 5 bulls, 15 Stockers & 128 calves

	Price Range	Avg.	Top
Fed Heifers, Dairy & Dairy Cross	83.49-113.99	105.80	113.99
Cows	50.00-91.00	78.80	91.00
Veal over 600 lbs	107.49-130.49	119.50	130.49
Replacement Calves	\$20.00-\$380.00/hd	\$125.16/hd	

ONTARIO STOCKER & FEEDER TRADE

Stocker sale at **Brussels Livestock:** September 2, 2016 – 1,221 stockers

Steers	Price Range	Average	Top	Heifers	Price Range	Average	Top
1000+	141.00-159.00	154.15	170.75	+900 lbs	133.25-147.75	139.60	147.75
900-999	149.00-164.25	156.67	168.25	800-899	136.00-155.50	147.37	155.50
800-899	156.50-174.50	162.39	179.75	700-799	147.50-165.00	157.05	165.00
700-799	156.00-175.00	168.09	187.00	600-699	148.00-178.00	165.17	178.00
600-699	158.00-201.00	185.74	201.00	500-599	137.00-175.00	166.37	217.00
500-599	164.00-215.00	192.35	215.00	400-499	173.00-191.00	184.28	226.00
400-499	190.00-229.00	211.36	229.00	300-399	184.00-193.00	190.00	200.00
399-	184.00-232.00	205.05	240.00	299-	185.00-195.00	193.33	255.00

Stocker sale at **Community Livestock Exchange:** September 6, 2016 – 136 Stockers

Steers	Price Range	Average	Top	Heifers	Price Range	Average	Top
700-799	104.00-179.00	145.10	179.00	600-699	114.99-148.99	130.20	148.99
600-699	101.00-200.00	159.20	200.00	500-599	110.00-164.99	143.70	164.99
500-599	110.00-202.99	167.79	202.99	400-499	127.49-175.00	165.19	175.00
400-499	169.99-210.99	202.40	210.99				

Stocker sale at **Keady Livestock Market:** September 6, 2016 - 519 Stockers

Steers	Price Range	Average	Top	Heifers	Price Range	Average	Top
1000+	159.50-164.75	162.63	164.75	900+	97.00-110.00	104.72	151.50
900-999	159.00-171.50	169.04	171.50	800-899	155.00-166.25	164.18	166.25
800-899	150.00-183.00	173.34	189.00	700-799	167.00-172.50	170.23	172.50
700-799	170.00-189.50	180.77	189.50	600-699	164.50-187.50	179.76	187.50
600-699	175.00-193.00	186.18	193.00	500-599	139.00-180.00	163.56	180.00
500-599	176.00-227.00	194.27	227.00				
400-499	130.00-212.50	159.88	212.50				

Stocker sale at **Renfrew Pontiac Livestock:** September 6, 2016 – 66 Stockers

Steers	Price Range	Average	Top	Heifers	Price Range	Average	Top
600-699	164.99-207.50	175.69	207.50	800-899	144.99-146.99	145.90	146.99
500-599	150.00-229.99	188.50	229.99	600-699	158.00-165.99	163.39	165.99
400-499	175.00-245.00	217.79	245.00	500-599	140.99-167.99	164.10	167.99
399-	202.49-250.00	224.00	250.00				

Stocker sale at **Ontario Livestock Exchange:** September 7, 2016 – 664 Stockers

Steers	Price Range	Average	Top	Heifers	Price Range	Average	Top
1000+	145.00-169.00	153.48	169.00	900+	136.00-143.00	140.73	143.00
900-999	153.00-175.00	162.26	175.00				
800-899	167.50-187.00	175.97	187.00				

Stocker sale at: **Ontario Livestock Exchange, September 8, 2016 – 242** Stockers

Steers	Price Range	Average	Top	Heifers	Price Range	Average	Top
1000+	128.00-137.00	134.92	137.00	800-899	135.00-146.50	144.58	146.50
700-799	142.00-152.00	143.93	160.00	700-799	137.00-154.50	1417.35	154.50
600-699	148.00-191.00	173.26	202.50	600-699	142.00-163.00	149.80	163.00
500-599	137.50-217.00	199.42	217.00	500-599	130.00-145.00	138.25	145.00
400-499	167.50-251.00	227.79	251.00				

Stocker sale at: **Ontario Stockyards Inc., September 8, 2016 – 388** Stockers

Steers	Price Range	Average	Top	Heifers	Price Range	Average	Top
1000+	131.00-133.50	131.89	146.00	900+	109.00-160.50	130.49	160.50
900-999	100.00-156.50	132.00	158.00	800-899	140.50-147.50	144.99	150.00
800-899	152.50-183.25	173.57	183.25	700-799	135.00-171.00	155.87	179.00
700-799	150.00-185.50	178.80	185.50	600-699	146.00-177.00	167.78	177.00
600-699	151.00-185.00	169.53	196.00	500-599	153.00-180.00	166.05	189.00
500-599	170.00-200.00	183.77	200.00	400-499	187.50-200.00	195.25	203.00
400-499	171.00-205.00	189.42	212.50	300-399	207.50-210.00	209.27	235.00
399-	182.50-245.00	228.22	245.00	299-	226.00-230.00	227.32	230.00

Stocker sale at: **Ottawa Livestock Exchange, September 8, 2016 – 55** Stockers

Steers	Price Range	Average	Top	Heifers	Price Range	Average	Top
700-799	107.00-148.00	126.29	148.00	600-699	126.00-147.00	134.25	147.00
600-699	114.00-150.0	130.75	150.00				
500-599	113.00-173.00	151.00	173.00				
400-499	109.00-175.00	144.33	199.00				

ONTARIO STOCKER & FEEDER TRADE SPECIAL FALL SALES

Stocker sale at **Cargill Auction Market Inc: September 2, 2016 – 915** stockers (368 steers, 547 heifers)

Steers	Price Range	Heifers	Price Range
1000+	160.00-168.00	900+	160.00-165.00
900-999	165.00-178.00	800-899	167.00-176.00
		700-799	172.00-178.00

A top quality offering of grass yearlings sold on a good demand at steady prices!

Stocker sale at: **Kawartha Lakes Community Sale Barn, September 7, 2016 – 166** Stockers

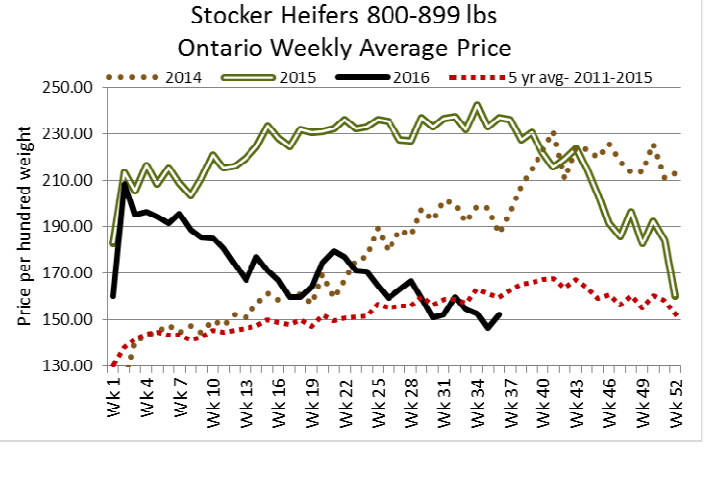
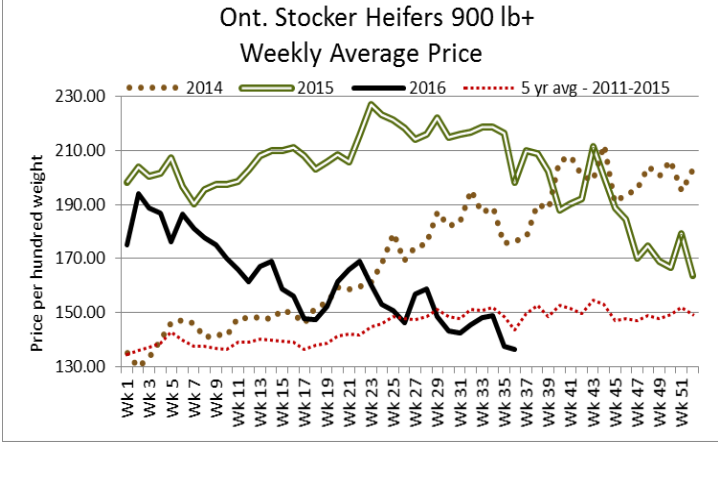
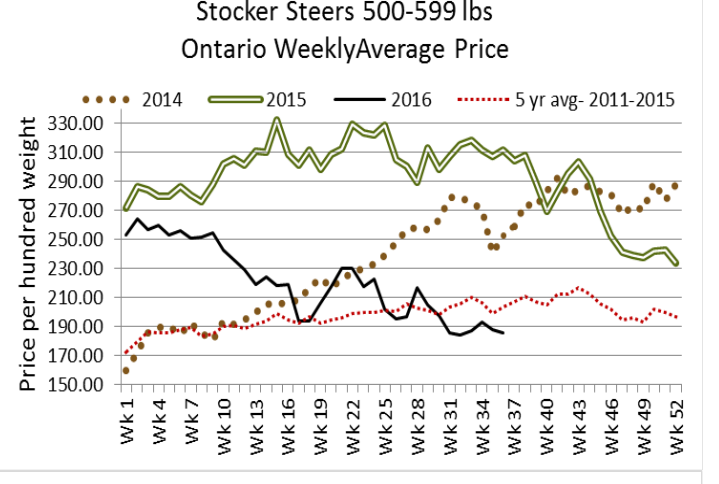
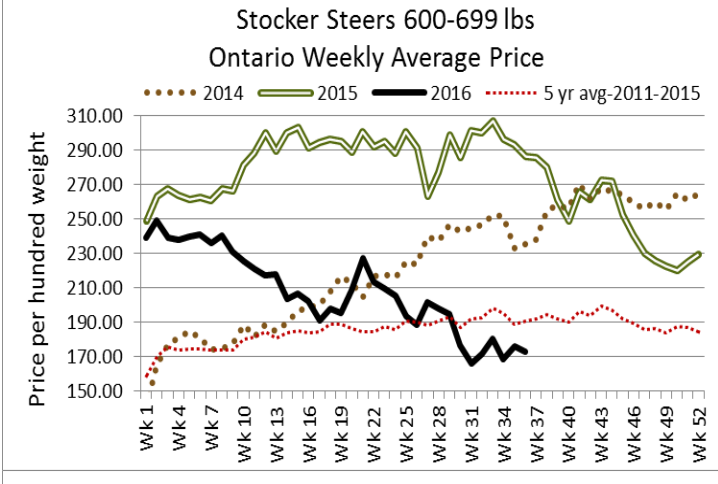
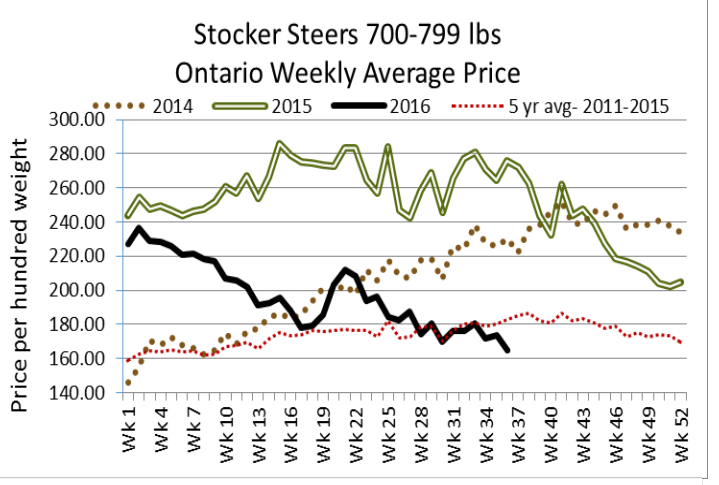
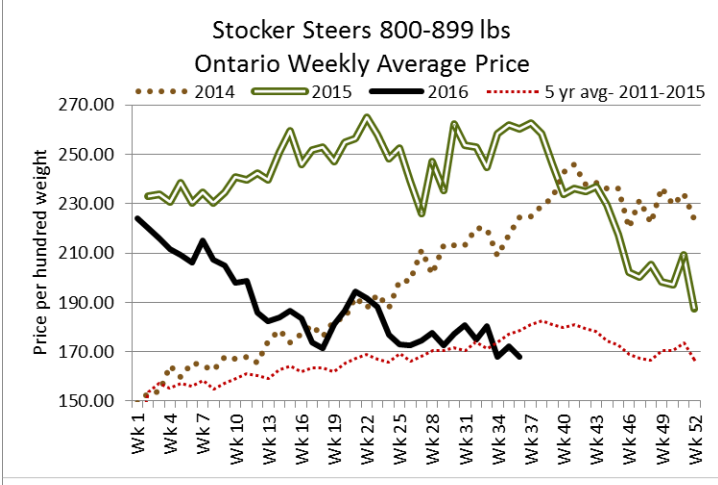
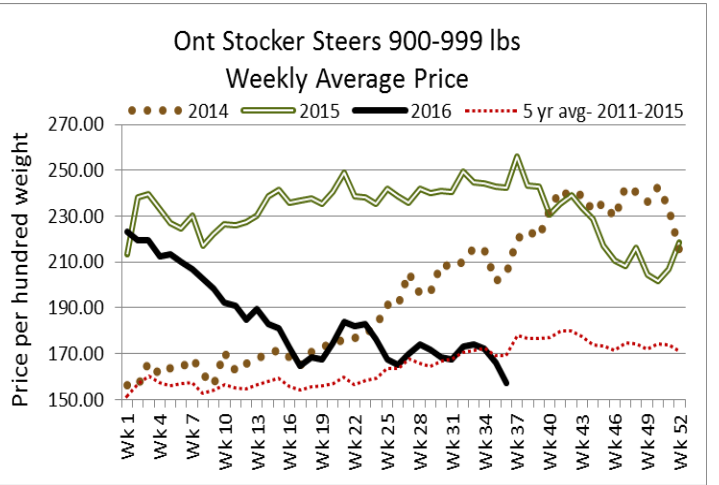
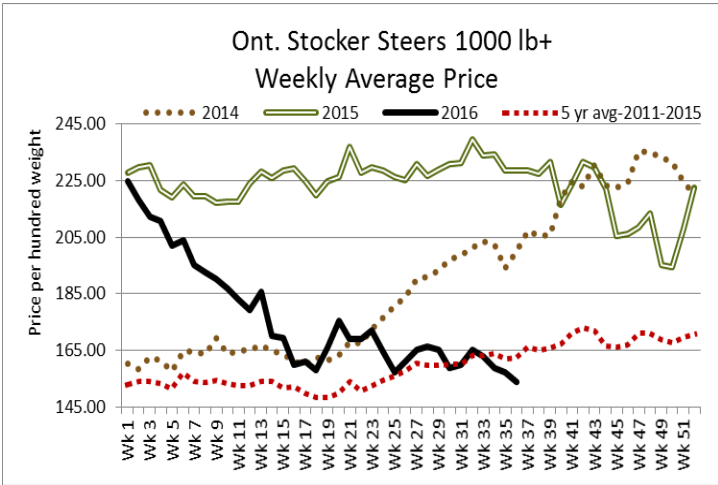
Steers	Price Range	Average	Top	Heifers	Price Range	Average	Top
900-999	121.99-155.00	141.59	155.00	800-899	150.00-163.99	159.89	163.99
800-899	141.99-170.99	163.90	170.99	700-799	144.99-166.99	160.40	166.99
700-799	139.99-173.99	164.79	173.99	600-699	130.00-160.00	152.00	160.00
600-699	125.00-186.00	170.19	186.00	500-599	100.00-142.99	127.80	142.00
500-599	179.00-189.99	180.29	189.99				
400-499	181.00-202.00	193.39	202.00				

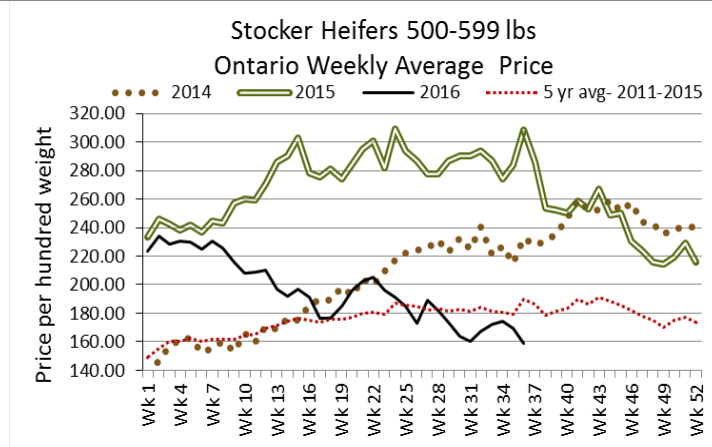
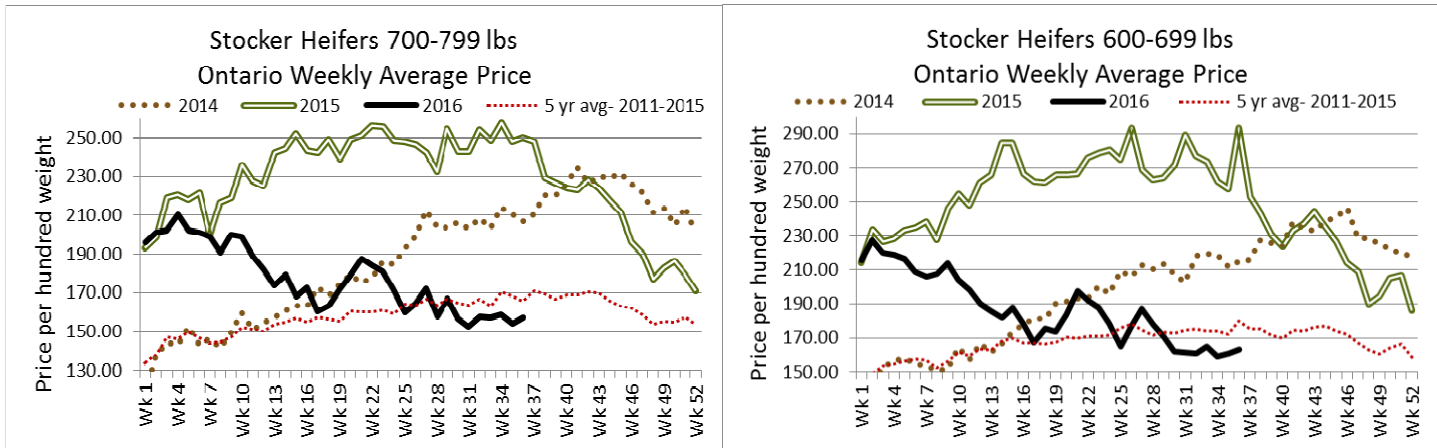
Light receipts of stockers sold steady with the recent downturn in the market.

Stocker Sale at **Warton, Grey Bruce Livestock Cooperative, September 8, 2016 - 256** Stockers (232 steers, 24 heifers)

Steers	Prices	Heifers	Prices
1000+	Up to 163.00	700-850	Up to 150.00
900-1000	Up to 173.25	500-700	Up to 176.50
800-900	Up to 178.75		
600-800	Up to 180.50		

Top quality Chaolais and Black Angus cattle sold at higher than expected prices!





U.S. TRADE (U.S. funds)

Week Ending Thursday, September 8, 2016

Choice and Select Steers and Heifers:	Live	103.00-106.00
	Rail	164.00-170.00

QUEBEC ELECTRONIC AUCTION MARKET (F.O.B. THE FEEDLOT)

	Price	Change from Last Week
On Wednesday September 7, 2016	210.75-215.50	-7.55

AVERAGE CARCASS WEIGHTS – CANADA

	Steers	Heifers
September 3, 2016	921	823
August 27, 2016	924	830
September 5, 2015	917	833

FEDERALLY INSPECTED CANADIAN SLAUGHTER

	Week Ending	# of hd change	YTD	% Change	% Change
	September 3, 2016	from week ago		(Week Ago)	(Year Ago)
Grand Total	58,895	+2,110	1,739,101	+4%	+5%
Western Slaughter	46,399	+1,786	1,345,470	+4%	+4%
Eastern Slaughter	12,496	+216	393,631	+3%	+6%

LIVE CATTLE EXPORTS-ONTARIO

	Week ending Aug. 20, 2016	Week ending Aug. 13, 2016	Year to Date
Total live slaughter cattle exported from Ontario to the U.S.	3,049	2,764	110,434
Steers & Heifers	651	376	23,542
Cows	1,861	1,753	72,730
Bulls	537	635	14,162

USDA ESTIMATED CATTLE KILL

	Week Ending September 10, 2016	Previous Week	Year Ago
Grand Total	528,000	610,000	501,000

CANADIAN BOXED BEEF CUT-OUT VALUES

Week Ending	AAA	AA
August 26, 2016	2.6537	2.5303
August 19, 2016	2.5405	2.4499
August 12, 2016	2.5490	2.4509

U.S. BOXED BEEF CUT-OUT VALUES (U.S. Funds)

	Choice 600-900	Select 600-699
Current five day average	191.38	185.68

LIVE CATTLE – CANADA

IMPORTS		Import % change from 2015 YTD	EXPORTS		Export % change from 2015 YTD
Jan 1- July 31			Jan 1- August 27		
Pure bred	1,875	-30%	Slaughter steers & heifers	190,883	+40%
Non-pure bred	9,952	-47%	Feeder steers & heifers	149,540	-38%
			Cows & Bulls	168,054	-5%

BEEF EXPORTS – CANADA

United States	Change from last year YTD	Mexico	Change from 2015 YTD
Jan 1 – July 31		Jan 1 – July 31	
Total 150,502 tonnes	+16% or +20,324 tonnes	8,233 tonnes	-29% or -3,361 tonnes

BEEF PRODUCTION – CANADA

	Jan 1 – Sept 3	Last Year Same Time	% Change	Change in tonnes YTD
Fed	599,295 tonnes	546,375 tonnes	+10%	+52,920
Non-fed	90,592 tonnes	79,365 tonnes	+14%	+11,227

BEEF IMPORTS – CANADA

	Jan 1 – Sept 3	Last Year Same Time	% Change	Change in tonnes YTD
United States	81,899 tonnes	87,069 tonnes	-6%	-5,170 tonnes
Non-NAFTA	41,932 tonnes	51,587 tonnes	-21%	-9,655 tonnes
Total	129,688 tonnes	140,379 tonnes	-8%	-10,691 tonnes

CHICAGO MERCANTILE EXCHANGE

Closing quotes on futures today were as follows:

Live Cattle			Feeder Cattle			Corn		Soybeans		Canadian \$				
\$/cwt US			\$/cwt US			\$/bu US		\$/bu US						
Oct	104.40	+3.00	Sep	134.22	+2.62	Sep	3.300	+3.0	Sep	9.972	+5.2	Spot	76.76	-0.65
Dec	105.40	+2.80	Oct	131.27	+2.77	Dec	3.410	+2.4	Nov	9.802	+3.4	Sep	76.76	-0.65
Feb	105.55	+2.32	Nov	128.67	+2.40	Mar	3.514	+3.0	Jan	9.842	+3.6	Dec	76.81	-0.65
Apr	104.30	+1.50	Jan	125.20	+1.82	May	3.586	+3.0	Mar	9.874	+3.4	Mar	76.86	-0.65
Jun	98.32	+1.02	Mar	124.17	+1.45	Jul	3.652	+2.6	May	9.910	+3.4	Jun	76.91	-0.64
Aug	97.12	+0.12	Apr	123.92	+1.17	Sep	3.716	+2.4	Jul	9.942	+4.0	Sep	76.96	-0.64

Beef Farmers of Ontario, 130 Malcolm Road, Guelph, ON N1K 1B1 Phone: (519) 824-0334 Fax: (519) 824-1930 or email: markets@ontariobeef.com

ONTARIO STOCKER & FEEDER TRADE SPECIAL FALL SALES

10-Sep	1:00 PM	Maple Hill	Ontario Autumn Simmental Classic
12-Sep	7:00 PM	Maple Hill	Weekly Stocker Sales begin for the fall- every Monday
15-Sep	11:00 AM	Ontario Stockyards Inc	Special Fall Yearling Sale in conjunction with reg. sale
16-Sep	11:00 AM	Community Livestock Exchange	Quinte Cattlemen's Assoc-Stocker Sale- farm fresh
20-Sep	10:00 AM	Thessalon- Algoma Co-op	Yearling Sale
23-Sep	9:00 AM	Keady Livestock Market	Grass Yearling Sale- Overnight stand
24-Sep	11:00 AM	Denfield Livestock Exchange	Stockers, Bred Cows, Cow/calf Pairs
24-Sep	1:00 PM	Maple Hill Auctions Ltd	Patton Charolais Herd Dispersal
28-Sep	11:00 AM	Kawartha Lakes Community Sale Barn	Peterborough/Victoria County Stocker Sale
28-Sep	2:00 PM	Vankleek Hill Livestock Exchange	Stocker Sale
30-Sep	7:00 PM	Cargill Auction Market	Charolais & Exotic Cross Yearling Sale
01-Oct	8:30 AM	Rainy River Cattlemen's Sale- Stratton	Calves & yearlings, Cows etc. Protocol cattle on offer

Comments for the week ending Thursday, September 8, 2016

The downward trend continued this week with just 325 fed steers and heifers sold through auction markets, down 166 from last week and 109 less than last year at this time. Steers sold from \$119.94-\$131.05 averaging \$126.52 down \$6.91 from last week and \$55.26 below year ago prices, and the lowest weekly average price since the end of December 2013. Fed heifers ranged from \$112.25-\$130.01 averaging \$124.39 down \$6.80 from last week and \$53.58 lower than last year at this time. Auction markets reported lighter receipts with prices continuing under pressure, down \$2.00-\$3.00 with second cut cattle experiencing further losses. The week ended \$3.00-\$4.00 below last week.

Ontario railgrade prices were also under pressure with no prices available the previous Friday. On Tuesday prices had dropped considerably to \$213.00-\$223.00 dressed for steers, down from \$218.00-\$230.00 the previous Wednesday. On Wednesday of this week prices had declined further to \$207.00-\$220.00 for steers with delivery dates anywhere from this current week to the middle of September. Heifers followed the same pricing trend with prices on Tuesday from \$212.00-\$222.00 dressed, down to \$206.00-\$219.00 on Wednesday. This week's average prices are down \$10.00 from last week and \$92.00 below year ago prices.

The Canadian Boxed Beef Report released by Kevin Grier for September 6th reported Canadian buyer activity as: "Features are expected to be good in September and early October for beef. Pricing and share of ads will be well up over last year. The east went heavy on beef features this week. Those ads in the east were generally aggressively priced. Beef movement at retail is picking up. Regular pricing is starting to go lower. Food service activity has been good in August in eastern Canada, while the west has been spotty." Regarding meat margins, the report notes: "Beef margins at retail are above the two year 2014-2015 average. Beef pricing continues to be competitive versus the other main meats. Overall beef continues to look less and less expensive relative to the other meats and it is pulling its weight with regard to margins, which is a big change compared to the last two years."

There were 1,643 cull cows sold through auction markets this week, down 328 head from last week and 498 less than last year at this time. Cull cows traded from \$64.76-\$89.70 averaging \$77.38 down \$0.99 from last week and \$27.15 lower than last year at this time. Auction markets reported trade barely steady to easier early in the reporting week. As the week progressed, the market was steady to \$3.00-\$5.00 higher on all classes.

Much lighter receipts of 3,571 stocker and feeder cattle came to market this week with auctions trading 1,126 head less than last week but 820 more than last year at this time. Auction markets reported trade as slightly lower to \$2.00-\$3.00 lower, with special fall sales noting prices steady to the week's decline. By week's end a good active trade was noted with prices steady, and a couple of places trade was up \$10.00 cwt. Actual average prices this week saw steers 400-500 lbs down \$1.03 from last week on average, 500-600 lbs down \$2.17, 600-700 lbs were down \$2.73, 700-800 lbs down \$8.97, 800-900 lbs down \$4.39, 900-1000 lbs down \$8.85 and steers over 1000 lbs averaged \$3.23 lower than last week. Heifers 300-400 lbs were up by \$10.65, 400-500 lbs up \$15.48, 500-600 lbs down \$10.82, 600-700 lbs up \$2.52, 700-800 lbs up \$3.24, 800-900 lbs up \$5.43 and heifers over 900 lbs averaged \$1.28 lower than last week on average.

The Quebec Electronic Market on Wednesday ranged from \$210.75-\$215.50 dressed, down \$7.55 from last week on average.

Alberta direct trade reported for this week by Canfax notes live steers at \$127.00 down \$6.60 from last week's very limited trade. On the rail steers are reported from \$213.50-225.50 dressed with no sales last week to compare to. Heifers sold from \$213.50-\$223.50 dressed, down \$8.36 from last week's limited trade.

The US cash trade for the week ending September 1st, posted by the USDA Mandatory Price Report saw live sales range from \$104.00-\$111.00 throughout the week with steers averaging \$109.68 down \$4.82 from the previous week, while heifers averaged \$109.68 down \$5.19. On the rail the weekly range was \$170.00-\$177.00 with steers averaging \$173.94 down \$6.29 from the previous week, while heifers averaged \$174.17 down \$7.01. This week light to moderate trade in parts of the north on Wednesday was light to moderate at \$170.00 dressed, down \$4.00 from last week's weighted average, with a few sales at \$106.00 live down \$3.00-\$4.00 from last week. Moderate to active trading took place in all feeding states on Thursday with prices lower than Wednesday's easier trade. Live sales ranged from \$103.00-\$106.00 averaging \$105.00 down \$4.00-\$5.00 from last week. On the rail prices ranged from \$164.00-\$169.00 dressed, averaging \$166.00-\$167.00 down \$7.00-\$9.00 from last week. Today the market was quiet as both sides watched the board. A couple of bids surfaced in the north at \$165.00-\$166.00 dressed, but sellers were not showing any interest. Many are hoping that today's rally in the live cattle futures will help some stability develop next week.