



## Weekly Market Information Report for the week ending Thursday, September 22, 2016

The following information is collected from various sources and disseminated by Beef Farmers of Ontario.

### ONTARIO DIRECT TO PACKER RAILGRADE CATTLE TRADE

Prices are on a carcass weight basis before grade and weight discounts. Weekly Range:

<b>A Grade Steers</b>	213.00-215.00
<b>A Grade Heifers</b>	212.00-214.00

### ONTARIO LIVE CATTLE TRADE

Ontario auction sales this week saw weighted average price ranges for:

<b>FED CATTLE</b>	<b>Volume</b>	<b>Price Range</b>	<b>Average</b>	<b>Top</b>	<b>Last Week Avg</b>
Large Frame Steers +1250	101	121.11-132.36	127.16	139.00	127.82
Medium Frame Steers +1250	93	126.56-136.30	130.74	149.00	121.36
Large & Medium Frame Steers +1250	194	123.62-134.77	129.09	149.00	126.32
Large Frame Heifers +1000	95	118.55-130.81	126.37	133.00	123.54
Medium Frame Heifers +1000	93	115.33-130.48	125.11	132.25	120.61
Large & Medium Frame Heifers +1000	188	116.00-130.76	125.86	133.00	122.64
Cows - All Weights	1,798	67.23-93.17	80.29	137.50	77.10
Bulls - All Weights	128	101.49-126.17	112.86	162.99	106.78

### STOCKERS - Large and Medium Frame

<b>STEERS</b>	<b>Volume</b>	<b>Price Range</b>	<b>Average</b>	<b>Top</b>	<b>Last Week Avg</b>
<b>1000+</b>	906	152.38-173.68	161.83	185.50	159.42
<b>900-999</b>	576	159.37-179.84	171.16	186.75	165.94
<b>800-899</b>	429	168.67-189.32	180.97	199.00	179.18
<b>700-799</b>	441	166.91-191.29	182.73	199.00	175.61
<b>600-699</b>	409	156.28-207.67	188.33	219.50	177.82
<b>500-599</b>	384	167.27-222.55	203.07	235.00	185.58
<b>400-499</b>	290	176.39-231.78	213.29	277.00	192.88
<b>-399</b>	91	182.15-250.53	222.03	292.50	184.44

<b>HEIFERS</b>	<b>Volume</b>	<b>Price Range</b>	<b>Average</b>	<b>Top</b>	<b>Last Week Avg</b>
<b>+900</b>	284	124.40-148.57	136.13	159.50	135.37
<b>800-899</b>	240	136.69-163.45	151.48	168.50	149.92
<b>700-799</b>	167	141.76-164.91	155.02	176.50	159.57
<b>600-699</b>	231	138.82-172.67	155.41	200.99	162.58
<b>500-599</b>	196	154.67-187.36	170.72	206.50	159.30
<b>400-499</b>	220	163.89-195.70	183.43	222.50	168.14
<b>300-399</b>	88	158.85-205.85	187.44	235.00	190.35
<b>-299</b>	16	203.41-222.28	212.97	240.00	194.18

At Kawartha Lakes Community Sale Barn: September 17, 2016 – 108 cows, 10 bulls, 49 veal, 7 fed cattle, & 49stockers

	<b>Price Range</b>	<b>Average</b>	<b>Top</b>
<b>Cows</b>	50.00-94.49	78.20	94.49
<b>Bulls under 1600 lbs</b>	100.00-121.99	111.09	121.99
<b>Bulls over 1600 lbs</b>	105.00-160.49	126.29	160.49
<b>Veal 600 lbs +</b>	100.00-121.99	114.90	121.99
<b>Veal 125-300 lbs</b>	100.00-200.00	144.50	220.00
<b>Veal under 125 lbs</b>	50.00-105.00	79.10	117.50

**Denfield Livestock Exchange Inc., September 20, 2016: 59 Fed Cattle, 35 Veal, 2 Bulls, 51 Cows & 160 Drop Calves(\$/hd.)**

	Price Range	Top		Price Range	Top
Choice steers	128.00-133.00	137.25	Good beef cows	85.00-95.00	98.50
Good steers	124.00-128.00		Good Holstein cows	80.00-90.00	
Choice heifers	128.00-133.00	138.50	D1 & D2 Cows	60.00-70.00	
Good heifers	124.00-128.00		D3 & D4 Cows	50.00-60.00	
Good Holstein veal	123.00-130.00	133.00	Choice drop calves	\$150.00-\$225.00	\$370.00
Plain & heavy veal	115.00-122.00		Good drop calves	\$75.00-\$150.00	
Good beef bulls	108.00-120.00		Plain & Newborns	\$20.00-\$70.00	
Good Holstein bulls	N/T				

**At Renfrew Pontiac Livestock Ltd.: September 20, 2016 – 16 Replacement Calves, 94 Cows & 13 Bulls**

	Price Range	Top
Replacement Calves	\$85.00-\$140.00	\$165.00
Cows D1 & D2	95.00-100.00	103.00
Cows D3	80.00-94.00	
Cows D4	72.00-79.00	
Bulls	112.00-123.00	126.00

**At Aylmer Stockyards Inc.: September 21, 2016 – 40 Veal, 95 Cows, 2 Fed Cattle, 2 bulls, 28 Stockers & 126 calves**

	Price Range	Avg.	Top
Cows	63.00-108.80	84.19	108.80
Veal over 600 lbs	94.99-131.49	122.79	131.49
Replacement Calves	\$5.00-\$365.00/hd	\$84.02/hd	

**ONTARIO STOCKER & FEEDER TRADE**

**Stocker sale at Brussels Livestock: September 16, 2016 – 1,102 stockers**

Steers	Price Range	Average	Top	Heifers	Price Range	Average	Top
1000+ lbs	149.00-165.00	156.41	165.00	+900 lbs	134.00-152.00	142.24	159.50
900-999	156.00-175.00	164.54	176.75	800-899	139.00-168.50	154.73	168.50
800-899	155.50-181.00	170.92	189.00	700-799	141.00-163.00	156.01	164.00
700-799	163.00-191.00	178.74	191.00	600-699	150.00-171.50	163.86	171.50
600-699	165.00-219.50	192.93	219.50	500-599	166.00-201.00	182.36	206.50
500-599	177.00-221.25	206.14	221.25	400-499	175.00-205.00	188.58	205.00
400-499	151.00-219.00	199.20	227.50	300-399	190.00-225.00	213.23	225.00
399-	150.00-238.00	202.57	238.00				

**Stocker sale at: Keady Livestock Market: September 20, 2016 - 748 Stockers**

Steers	Price Range	Average	Top	Heifers	Price Range	Average	Top
1000+	147.00-165.00	154.48	172.00	800-899	150.00-168.00	161.54	168.00
900-999	177.00-185.75	180.73	186.75	700-799	171.50-175.00	173.83	175.00
800-899	184.00-193.00	188.32	193.00	600-699	150.00-175.50	160.57	179.00
700-799	189.00-197.75	194.29	197.75	500-599	130.00-184.00	154.03	184.00
600-699	188.00-209.50	196.14	209.50	400-499	171.00-184.00	176.20	204.00
500-599	170.00-208.00	192.04	208.00	300-399	170.00-208.00	195.23	208.00
400-499	197.50-223.00	209.15	223.00				
399-	182.50-242.00	225.70	242.00				

Stocker sale at: **Community Livestock Exchange: September 20, 2016 – 142** Stockers

<i>Steers</i>	Price Range	Average	Top	<i>Heifers</i>	Price Range	Average	Top
<b>700-799</b>	130.00-184.00	172.79	184.00	<b>700-799</b>	106.00-167.50	157.20	167.50
<b>600-699</b>	121.99-210.99	176.29	210.99	<b>600-699</b>	107.49-146.99	131.89	146.99
<b>500-599</b>	130.00-227.49	199.70	227.49	<b>500-599</b>	145.99-182.00	163.79	182.00
<b>400-499</b>	160.00-245.00	210.70	245.00	<b>400-499</b>	119.99-186.00	172.90	186.00

Stocker sale at: **Renfrew Pontiac Livestock: September 20, 2016 – 315** Stockers

<i>Steers</i>	Price Range	Average	Top	<i>Heifers</i>	Price Range	Average	Top
<b>900-999</b>	137.99-182.00	172.79	182.00	<b>600-699</b>	128.00-170.99	147.90	170.99
<b>800-899</b>	144.99-184.00	157.60	184.00	<b>500-599</b>	141.99-178.00	162.99	178.00
<b>700-799</b>	158.49-191.99	185.20	191.99	<b>400-499</b>	152.49-206.99	179.30	206.99
<b>600-699</b>	139.99-216.50	197.99	216.50	<b>300-399</b>	135.00-202.99	187.20	202.99
<b>500-599</b>	173.99-227.99	212.50	227.99				
<b>400-499</b>	170.99-247.99	225.30	247.99				
<b>399-</b>	204.99-257.50	241.99	257.50				

Stocker sale at **Ontario Livestock Exchange: September 21, 2016 – 628** Stockers

<i>Steers</i>	Price Range	Average	Top	<i>Heifers</i>	Price Range	Average	Top
<b>1000+</b>	160.00-185.50	167.38	185.50	<b>900+</b>	134.25-147.00	140.92	147.00
<b>900-999</b>	165.50-181.00	172.94	181.00				
<b>800-899</b>	176.00-199.00	192.98	199.00				
<b>700-799</b>	183.00-199.00	193.00	199.00				

Stocker sale at: **Ontario Livestock Exchange, September 22, 2016 – 104** Stockers

<i>Steers</i>	Price Range	Average	Top	<i>Heifers</i>	Price Range	Average	Top
<b>400-499</b>	175.00-277.00	259.43	277.00	<b>600-699</b>	129.00-157.00	141.80	157.00

Stocker sale at: **Ontario Stockyards Inc., September 22, 2016 – 737** Stockers

<i>Steers</i>	Price Range	Average	Top	<i>Heifers</i>	Price Range	Average	Top
<b>1000+</b>	145.00-173.75	162.29	173.75	<b>900+</b>	98.00-149.00	113.66	157.00
<b>900-999</b>	124.00-181.00	159.32	182.00	<b>800-899</b>	130.00-146.00	135.93	156.50
<b>800-899</b>	153.50-185.00	171.91	185.00	<b>700-799</b>	142.00-162.00	151.06	176.50
<b>700-799</b>	169.00-190.50	180.63	197.25	<b>600-699</b>	140.00-167.00	155.05	167.00
<b>600-699</b>	160.00-193.25	180.30	193.25	<b>500-599</b>	172.00-195.00	180.16	195.00
<b>500-599</b>	190.00-227.00	208.33	227.00	<b>400-499</b>	187.50-212.00	200.20	222.50
<b>400-499</b>	210.00-241.00	227.17	241.00	<b>300-399</b>	185.00-235.00	209.37	235.00
<b>399-</b>	200.00-250.00	224.80	250.00				

Stocker sale at: **Ottawa Livestock Exchange, September 22, 2016 – 192** Stockers

<i>Steers</i>	Price Range	Average	Top	<i>Heifers</i>	Price Range	Average	Top
<b>700-799</b>	149.00-179.00	164.29	179.00	<b>500-599</b>	130.00-178.00	165.31	178.00
<b>600-699</b>	157.00-209.00	189.85	209.00	<b>400-499</b>	185.00-208.00	199.33	208.00
<b>500-599</b>	162.00-231.00	196.12	231.00	<b>300-399</b>	104.00-180.00	141.38	200.00
<b>400-499</b>	177.00-234.00	213.38	234.00				
<b>399-</b>	125.00-237.00	194.85	237.00				

**ONTARIO STOCKER & FEEDER TRADE SPECIAL FALL SALES**

Stocker sale at **Community Livestock Exchange: September 16, 2016 – 518** stockers

<b>Steers</b>	<b>Price Range</b>	<b>Average</b>	<b>Top</b>	<b>Heifers</b>	<b>Price Range</b>	<b>Average</b>	<b>Top</b>
<b>1000+ lbs</b>	131.00-154.80	149.50	154.80	<b>+900 lbs</b>	97.99-135.49	126.80	135.49
<b>900-999</b>	119.99-154.20	150.49	154.20	<b>800-899</b>	122.99-161.00	144.19	161.00
<b>800-899</b>	119.99-179.00	158.49	179.00	<b>700-799</b>	127.00-164.99	139.79	164.99
<b>700-799</b>	118.99-187.00	171.90	187.00	<b>600-699</b>	105.00-200.99	145.10	200.99
<b>600-699</b>	126.00-210.00	185.89	210.00	<b>500-599</b>	142.99-176.00	156.49	176.00
<b>500-599</b>	133.00-227.00	206.00	227.00	<b>400-499</b>	143.99-188.99	177.89	188.99
<b>400-499</b>	150.00-237.50	214.40	237.50				
<b>399-</b>	181.00-192.50	187.09	192.50				

Qunité Cattlemen’s Association- Fall Stocker Sale! There were 518 cattle on offer comprised of 384 steers and 134 heifers with approximately 90% being vaccinated. Bidding was strong for fancy lightweight steers and a large block of fancy, heavy steers sold strongly within a very narrow price range. Plainer cattle and heifers generally faced a decreased demand.

Stocker sale at: **Maple Hill Auctions Ltd, September 19, 2016 – 345** Stockers

<b>Steers</b>	<b>Price Range</b>	<b>Average</b>	<b>Top</b>	<b>Heifers</b>	<b>Price Range</b>	<b>Average</b>	<b>Top</b>
<b>1000+</b>	167.25-174.75	170.98	174.75	<b>500-599</b>	190.00-192.00	191.00	192.00
<b>900-999</b>	171.00-185.00	179.67	185.00				
<b>800-899</b>	185.00-194.75	190.60	194.75				
<b>700-799</b>	195.00-199.00	197.91	199.00				
<b>600-699</b>	200.00-210.00	206.43	210.00				
<b>500-599</b>	176.50-196.50	189.90	196.50				

Stocker Sale at **Algoma Cooperative Livestock Sales- Thessalon, September 20, 2016- 945** Stockers

<b>Steers</b>	<b>Price Range</b>	<b>Heifers</b>	<b>Price Range</b>
<b>1000+</b>	143.00-158.00	<b>900+</b>	162.00-167.50
<b>900-999</b>	170.50-184.00	<b>800-899</b>	155.00-160.00
<b>800-899</b>	180.0-196.00	<b>700-799</b>	149.50-163.00
<b>700-799</b>	170.00-198.50	<b>600-699</b>	152.00-156.00
<b>600-699</b>	177.00-196.75		

An active trade on a strong demand.

**U.S. TRADE (U.S. funds)**

Week Ending Thursday, September 22, 2016

<b>Choice and Select Steers and Heifers:</b>	<b>Live</b>	<b>N/T</b>
	Rail	170.00

**QUEBEC ELECTRONIC AUCTION MARKET (F.O.B. THE FEEDLOT)**

	<b>Price</b>	<b>Change from Last Week</b>
On Thursday, September 22, 2016	213.00-213.50	+3.45

**AVERAGE CARCASS WEIGHTS – CANADA**

	<b>Steers</b>	<b>Heifers</b>
<b>September 17, 2016</b>	926	850
<b>September 10, 2016</b>	932	818
<b>September 19, 2015</b>	921	843

### FEDERALLY INSPECTED CANADIAN SLAUGHTER

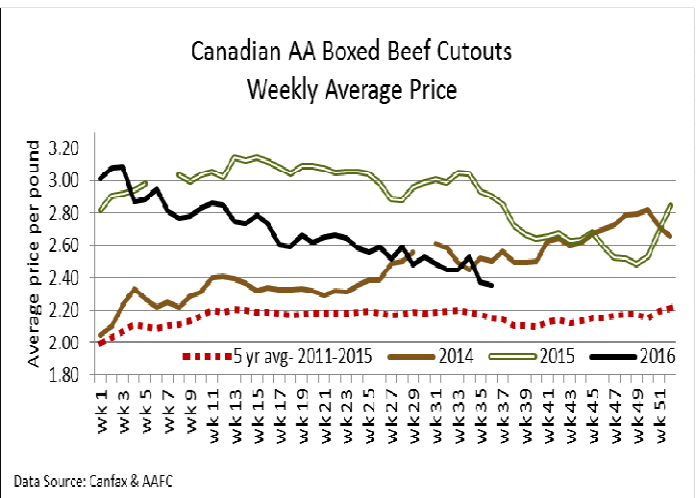
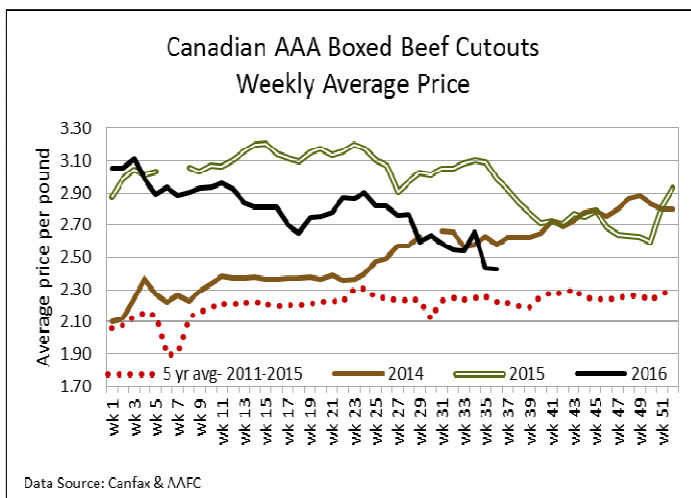
	Week Ending September 17, 2016	# of hd change from week ago	YTD	% Change (Week Ago)	% Change (Year Ago)
<b>Grand Total</b>	60,645	+6,669	1,853,722	+12%	+5%
<b>Western Slaughter</b>	48,130	+5,339	1,436,391	+12%	+5%
<b>Eastern Slaughter</b>	12,515	+1,330	417,331	+12%	+6%

### LIVE CATTLE EXPORTS-ONTARIO

	Week ending Sept. 3, 2016	Week ending Aug. 27, 2016	Year to Date
<b>Total live slaughter cattle exported from Ontario to the U.S.</b>	<b>3,400</b>	<b>3,576</b>	<b>117,410</b>
<b>Steers &amp; Heifers</b>	1,052	999	25,593
<b>Cows</b>	1,868	1,948	76,546
<b>Bulls</b>	480	629	15,271

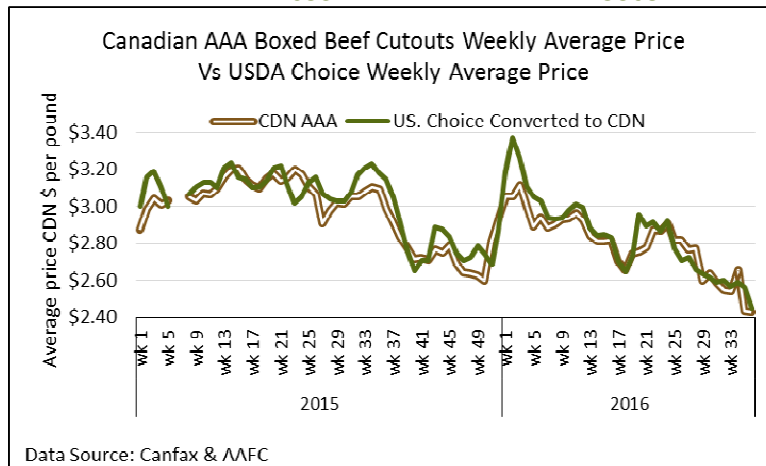
### USDA ESTIMATED CATTLE KILL

	Week Ending September 24, 2016	Previous Week	Year Ago
<b>Grand Total</b>	592,000	604,000	574,000



### CANADIAN BOXED BEEF CUT-OUT VALUES

Week Ending	AAA	AA
September 9, 2016	2.4260	2.3559
September 2, 2016	2.4319	2.3754
August 26, 2016	2.6537	2.5303



## U.S. BOXED BEEF CUT-OUT VALUES (U.S. Funds)

	<b>Choice</b>	<b>Select</b>
	<b>600-900</b>	<b>600-699</b>
<b>Current five day average</b>	186.36	179.38

### LIVE CATTLE – CANADA

<b>IMPORTS</b>	<i>Import % change from 2015 YTD</i>	<b>EXPORTS</b>	<i>Export % change from 2015 YTD</i>		
<i>Jan 1- July 31, 2016</i>		<i>Jan 1- Sept 3, 2016</i>			
Pure bred	1,875	-30%	Slaughter steers & heifers	197,736	+42%
Non-pure bred	9,952	-47%	Feeder steers & heifers	150,746	-38%
			Cows & Bulls	172,651	-6%

### BEEF EXPORTS – CANADA

<b>United States</b>	<i>Change from last year YTD</i>	<b>Mexico</b>	<i>Change from 2015 YTD</i>	
<i>Jan 1 – July 31</i>		<i>Jan 1 – July 31</i>		
<b>Total</b>	150,502 tonnes	+16% or +20,324 tonnes	8,233 tonnes	-29% or -3,361 tonnes

### BEEF PRODUCTION – CANADA

	<i>Jan 1 – Sept 17</i>	<i>Last Year Same Time</i>	<i>% Change</i>	<i>Change in tonnes YTD</i>
Fed	642,055 tonnes	581,386 tonnes	+10%	+60,669
Non-fed	94,137 tonnes	82,982 tonnes	+13%	+11,155

### BEEF IMPORTS – CANADA

	<i>Jan 1 – Sept 10</i>	<i>Last Year Same Time</i>	<i>% Change</i>	<i>Change in tonnes YTD</i>
United States	85,645 tonnes	91,343 tonnes	-6%	-5,698 tonnes
Non-NAFTA	43,571 tonnes	53,246 tonnes	-18%	-9,675 tonnes
<b>Total</b>	135,610 tonnes	146,794 tonnes	-8%	-11,184 tonnes

### CHICAGO MERCANTILE EXCHANGE

*Closing quotes on futures today were as follows:*

<b>Live Cattle</b>		<b>Feeder Cattle</b>		<b>Corn</b>		<b>Soybeans</b>		<b>Canadian \$</b>	
\$/cwt US		\$/cwt US		\$/bu US		¢/bu			
<b>Oct</b>	107.27 +0.20	<b>Sep</b>	136.82 -0.17	<b>Dec</b>	3.364 -0.2	<b>Nov</b>	9.550 -21.4	<b>Spot</b>	75.93 -0.61
<b>Dec</b>	106.85 -0.10	<b>Oct</b>	132.37 +0.07	<b>Mar</b>	3.462 -0.4	<b>Jan</b>	9.610 -21.0	<b>Sep</b>	75.96 -0.62
<b>Feb</b>	107.10 -0.22	<b>Nov</b>	129.72 +0.22	<b>May</b>	3.526 -1.2	<b>Mar</b>	9.664 -19.4	<b>Dec</b>	76.02 -0.62
<b>Apr</b>	106.47 -0.35	<b>Jan</b>	125.32 -0.10	<b>Jul</b>	3.594 -1.2	<b>May</b>	9.716 -19.4	<b>Mar</b>	76.09 -0.61
<b>Jun</b>	99.75 -0.40	<b>Mar</b>	123.45 -0.15	<b>Sep</b>	3.664 -0.6	<b>Jul</b>	9.770 -18.4	<b>Jun</b>	76.15 -0.60
<b>Aug</b>	98.05 -0.40	<b>Apr</b>	122.45 -0.87	<b>Dec</b>	3.756 -0.6	<b>Aug</b>	9.756 -17.2	<b>Sep</b>	76.21 -0.59

Beef Farmers of Ontario, 130 Malcolm Road, Guelph, ON N1K 1B1 Phone: (519) 824-0334 Fax: (519) 824-1930 or email: [markets@ontariobeef.com](mailto:markets@ontariobeef.com)

### ONTARIO STOCKER & FEEDER TRADE SPECIAL FALL SALES

24-Sep	11:00am	Denfield Livestock Exchange	Stockers, Bred Cows, Cow/calf Pairs
24-Sep	1:00pm	Maple Hill Auctions Ltd	Patton Charolais Herd Dispersal
28-Sep	11:00am	Kawartha Lakes Community Sale Barn	Peterborough/Victoria County Stocker Sale
28-Sep	2:00pm	Vankleek Hill Livestock Exchange	Stocker Sale
28-Sep	2:30 pm	Aylmer Stockyards Inc	Stocker Sale
30-Sep	7:00pm	Cargill Auction Market	Charolais & Exotic Cross Yearling Sale
01-Oct	8:30am	Rainy River Cattlemen's Sale - Stratton	Calves & yearlings, Cows etc. Protocol cattle on offer
03-Oct	7:00 pm	Maple Hill Auctions Ltd	Fall Stocker Sale
04-Oct	11:00 am	Ontario Stockyards	Fall Yearling Sale
07-Oct	9:00 am	Keady Livestock Market	Fall Yearling Sale- overnight stand
07-Oct	7:00 pm	Cargill Auction Market	Charolais & Exotic Cross Yearling Sale
08-Oct	11:00 am	Denfield Livestock Exchange	Stockers, Bred cows & cow/calf pairs

## Comments for the week ending September 22, 2016

There were 382 fed steers and heifers sold through auction markets this week down 36 from last week and 243 less than this time last year. Fed steers traded from \$123.62-\$134.77 with a weekly weighted average price of \$129.09 up \$2.77 from last week and \$41.84 below year ago prices. Fed heifers sold from \$116.00-\$130.76 averaging \$125.86 up \$3.22 from last week, but \$40.64 lower than last year at this time. Auction markets reported a good demand this week with prices generally \$2.00-\$3.00 higher than last week on good quality cattle. Medium quality and second cut were reported as just steady.

Ontario railgrade prices were up \$10.00 on average from the week before. Fed steers sold from \$213.00-\$215.00 dressed while heifers sold from \$212.00-\$214.00. Prices remained steady the entire week with delivery reported to be in September. This week's average price is \$81.50 lower than this time last year.

The Canadian Boxed Beef Report released by Kevin Grier this week notes: "Buyers now figure that the bottom has been hit and are now in the market. Distributors are coming in looking for a position on ends but they likely waited too long for any bargains. Some early to mid-November features are completed but some still have not finished the second half of October. For the most part Canadian retailers were focused on the Canadian Thanksgiving logistics and inventories." As for beef features Kevin Grier notes: "Beef features were very good with over 70% of surveyed banners having beef on the front page of the flyer. The encouraging aspect of the features is not only the lower and more attractive pricing, but the wide array of items being featured. Beef movement at retail is picking up. Regular pricing is starting to go lower. Food service activity has been good in Eastern Canada."

The cull cow market met a good demand with 1,798 head on offer at auction markets, down 76 from last week and 311 less than this time last year. Cull cows sold from \$67.23-\$93.17 averaging \$80.29 up \$3.19 from last week, but \$21.70 lower than year ago prices. Auction market reports started out with active trading and prices from barely steady to firm/steady. As the week progressed, demand improved and prices were stronger, up \$2.00-\$5.00 cwt by week's end.

4,968 stocker and feeder cattle sold through auction markets this week, up 385 from last week but 538 less than this time last year. Auction markets reported a stronger market on the good quality steers while plainer types and some heifer categories met a decreased demand. For the most part trade was reported as active on a good quality offering and strong demand with prices fully steady to stronger by the end of the week. Actual average prices this week saw steers 400-500 lbs up \$20.41 on average, 500-600 lbs up \$17.49, 600-700 lbs up \$10.51, 700-800 lbs up \$7.12, 800-900 lbs up \$1.79, 900-1000 lbs up \$5.22 and steers over 1000 lbs averaged \$2.41 stronger than last week. Heifers 300-400 lbs averaged \$2.91 lower, 400-500 lbs were up \$15.29, 500-600 lbs up \$11.42, 600-700 lbs down \$7.17, 700-800 lbs down \$4.55, heifers 800-900 lbs up \$1.56 and heifers over 900 lbs averaged \$0.76 stronger than last week on average.

The Quebec Electronic Market on Wednesday ranged from \$213.00-\$213.50 dressed, up \$3.45 from last week on average.

Alberta direct trade was light this week. Canfax reported live steers from \$133.00-\$135.00 live and \$222.00-\$225.50 on a dressed basis, up \$7.50 from last week's limited trade. Heifers traded from \$132.80-\$135.00 live and \$222.00-\$225.50 dressed, with no sales last week to compare to.

The US cash trade for the week ending September 16th, was active on the Friday with higher prices. The USDA Mandatory Price Report listed live sales from \$105.00-\$110.00 with steers averaging \$109.36 up \$4.34 from the previous week, while live heifers averaged \$109.47 up \$4.59. On the rail steers and heifers traded from \$167.00-\$171.00 dressed, with steers averaging \$169.89 up \$3.64 from the week before, while heifers

averaged \$169.99, up \$2.86. This week the market has been quiet with the exception of a handful of cattle selling in the north on Thursday afternoon at \$168.00-\$170.00 dressed, but certainly not enough sold to establish a market. A light test was noted in the north this morning at \$167.00-\$168.00 dressed while the south remained untested. Cattle futures were sharply lower most of the day but by the end of the day they had managed to regain most of the day's losses. The cash market got quiet as sellers reassessed asking prices now that the dust has settled. As a result of such a confusing market today, it appears that trade will be delayed until much later this afternoon.