



Weekly Market Information Report for the week ending Thursday, September 29, 2016

The following information is collected from various sources and disseminated by Beef Farmers of Ontario.

ONTARIO DIRECT TO PACKER RAILGRADE CATTLE TRADE

Prices are on a carcass weight basis before grade and weight discounts. Weekly Range:

A Grade Steers	213.00-224.00
A Grade Heifers	212.00-223.00

ONTARIO LIVE CATTLE TRADE

Ontario auction sales this week saw weighted average price ranges for:

FED CATTLE	Volume	Price Range	Average	Top	Last Week Avg
Large Frame Steers +1250	133	117.00-129.44	124.97	142.00	127.16
Medium Frame Steers +1250	99	121.05-131.35	126.32	139.00	130.74
Large & Medium Frame Steers +1250	232	118.42-130.39	125.71	142.00	129.09
Large Frame Heifers +1000	122	113.43-125.11	120.45	135.00	126.37
Medium Frame Heifers +1000	90	116.16-126.54	123.34	136.00	125.11
Large & Medium Frame Heifers +1000	212	115.19-126.22	121.84	136.00	125.86
Cows - All Weights	1,895	64.10-90.14	76.28	110.00	80.29
Bulls - All Weights	106	98.89-119.43	110.91	134.00	112.86

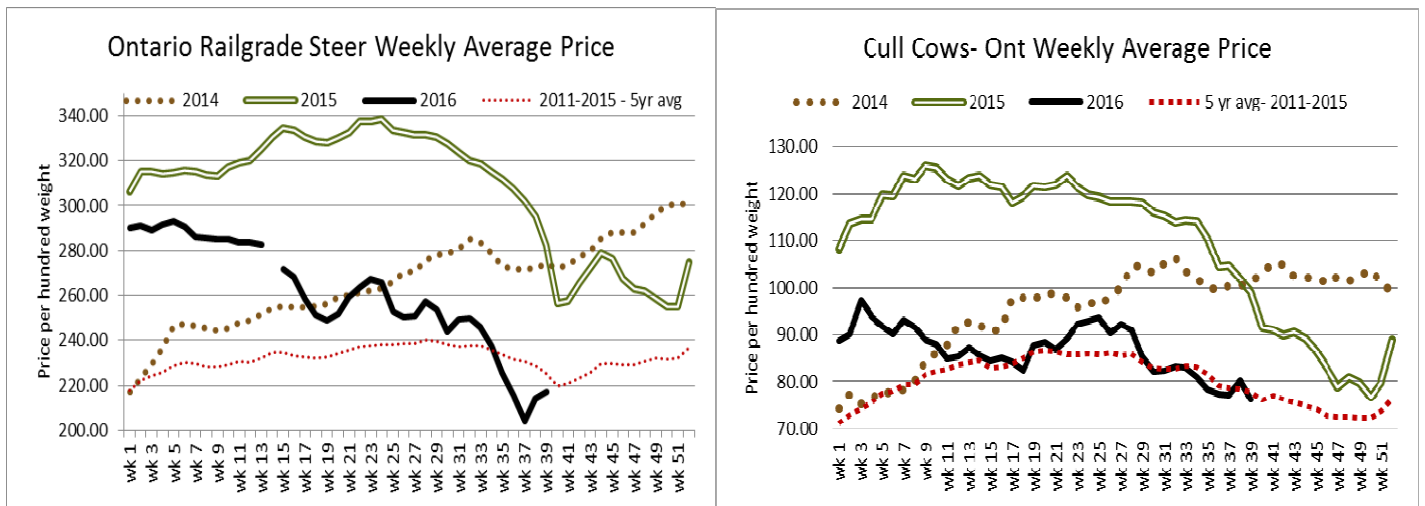
STOCKERS - Large and Medium Frame

STEERS	Volume	Price Range	Average	Top	Last Week Avg
1000+	1,097	159.05-176.58	167.73	178.50	161.83
900-999	643	173.34-183.94	179.32	189.75	171.16
800-899	289	172.06-186.48	180.50	193.50	180.97
700-799	216	147.90-185.60	168.51	203.00	182.73
600-699	348	156.28-205.86	184.76	218.99	188.33
500-599	383	168.65-224.42	203.21	235.00	203.07
400-499	219	176.74-236.41	208.83	254.99	213.29
-399	83	191.60-232.01	212.90	275.00	222.03

HEIFERS	Volume	Price Range	Average	Top	Last Week Avg
+900	302	128.95-153.45	145.13	168.00	136.13
800-899	288	154.17-168.72	163.27	176.25	151.48
700-799	276	135.31-169.50	159.02	179.00	155.02
600-699	229	141.57-177.46	161.73	185.00	155.41
500-599	276	144.90-199.59	181.80	221.00	170.72
400-499	203	168.70-211.68	197.06	227.50	183.43
300-399	54	160.42-207.54	186.03	237.50	187.44
-299	12	172.00-190.50	178.70	212.00	212.97

At **Renfrew Pontiac Livestock Ltd.:** September 27, 2016 – 8 Replacement Calves, 82 Cows & 12 Bulls

	Price Range	Top
Replacement Calves	\$85.00-\$140.00/hd	\$160.00/hd
Cows D1 & D2	94.00-100.00	109.00
Cows D3	79.00-94.00	
Cows D4	70.00-78.00	
Bulls	108.00-122.00	128.00

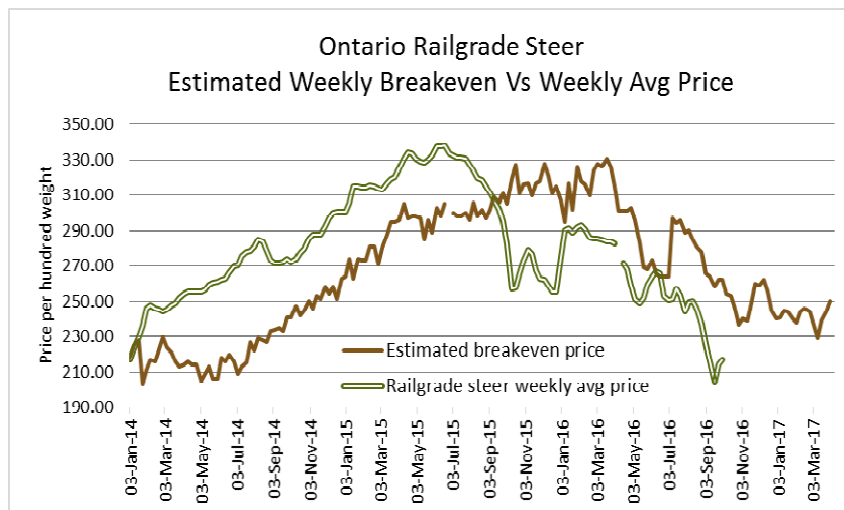


Denfield Livestock Exchange Inc., September 27, 2016: 118 Fed Cattle, 50 Veal, 6 Bulls, 65 Cows & 118 Drop Calves (\$/hd.)

	Price Range	Top		Price Range	Top
Choice steers	128.00-132.00	135.50	Good beef cows	85.00-95.00	104.00
Good steers	124.00-128.00		Good Holstein cows	80.00-90.00	
Choice heifers	128.00-132.00	136.50	D1 & D2 Cows	70.00-80.00	
Good heifers	124.00-128.00		D3 & D4 Cows	60.00-70.00	
Good Holstein veal	120.00-130.00		Choice drop calves	\$150.00-\$250.00	\$525.00
Plain & heavy veal	110.00-120.00		Good drop calves	\$100.00-\$150.00	
Good beef bulls	105.00-115.00		Plain & Newborns	\$50.00-\$100.00	
Good Holstein bulls	105.00-113.00				

At Aylmer Stockyards Inc.: September 28, 2016 –50 Veal, 136 Cows, 27 Fed Cattle, 2 bulls, 34 Stockers & 107 calves

	Price Range	Avg.	Top
Fed Steers, dairy & dairy cross	106.00-114.50	109.80	114.50
Fed Heifers, dairy & dairy cross	70.99-105.49	91.20	105.49
Cows	50.00-104.00	76.10	104.00
Veal over 600 lbs	100.00-136.00	116.59	136.00
Dollar Calves	\$10.00-\$375.00/hd	\$119.86/hd	



The information provided on this report is based on weighted averages for actual data collected. Input costs are a guideline only and will vary from producer to producer. BFO does not take any responsibility and accepts no legal liability arising from or connected to damages or losses experienced by producers when using this information. This is to be used at your own risk.

ONTARIO STOCKER & FEEDER TRADE

Stocker sale at **Brussels Livestock: September 16, 2016 – 753** stockers

Steers	Price Range	Average	Top	Heifers	Price Range	Average	Top
1000+ lbs	150.00-169.50	165.56	169.50	+900 lbs	136.25-150.00	143.28	157.50
900-999	156.00-178.00	167.15	180.00	800-899	148.00-159.50	153.97	160.00
800-899	177.00-193.50	186.39	193.50	700-799	120.00-174.00	155.93	174.00
700-799	166.00-199.00	176.85	203.00	600-699	140.00-183.00	167.55	183.00
600-699	175.00-208.00	184.45	212.00	500-599	164.00-193.50	181.82	193.50
500-599	189.00-235.00	216.95	285.00	400-499	180.00-219.00	206.97	219.00
400-499	177.00-224.00	201.19	243.00	300-399	164.00-222.00	202.57	222.00
399-	180.00-236.00	212.22	240.00				

Stocker sale at: **Community Livestock Exchange: September 27, 2016 – 254** Stockers

Steers	Price Range	Average	Top	Heifers	Price Range	Average	Top
700-799	110.00-192.99	154.40	192.99	600-699	119.99-169.99	140.79	169.99
600-699	111.00-212.00	175.20	212.00	500-599	106.00-193.99	169.99	193.99
500-599	160.00-233.00	202.30	233.00	400-499	162.00-204.99	187.70	204.99
400-499	137.50-254.99	208.59	254.99				
399-	260.00-275.00	267.39	275.00				

Stocker sale at: **Keady Livestock Market: September 27, 2016 - 464** Stockers

Steers	Price Range	Average	Top	Heifers	Price Range	Average	Top
1000+	167.25-178.00	172.90	178.00	900+	110.00-168.00	162.89	168.00
900-999	182.50-189.75	184.90	189.75	800-899	132.50-147.50	140.56	162.00
800-899	181.00-188.50	185.00	188.50	700-799	168.00-179.00	175.05	179.00
700-799	185.00-200.00	197.50	200.00	600-699	147.50-183.00	164.63	183.00
600-699	187.50-201.00	194.29	201.00	500-599	155.00-177.50	165.00	17.50
500-599	207.50-227.50	222.81	227.50	400-499	175.00-203.00	195.60	203.00
				300-399	180.00-213.00	197.75	213.00

Stocker sale at: **Renfrew Pontiac Livestock: September 27, 2016 – 468** Stockers

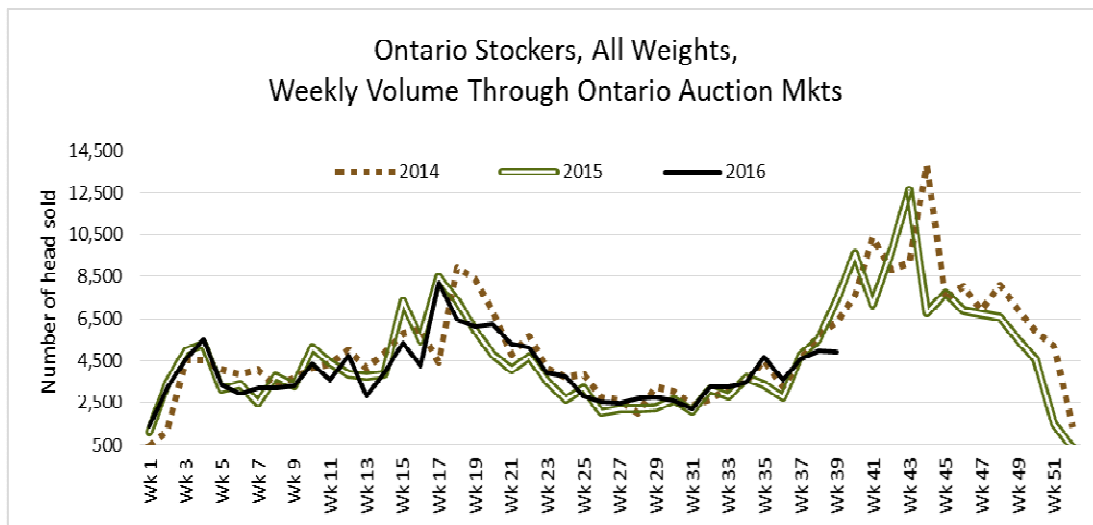
Steers	Price Range	Average	Top	Heifers	Price Range	Average	Top
900-999	139.99-179.49	168.50	179.49	800-899	100.00-164.99	146.99	164.99
800-899	159.00-187.99	172.59	187.99	700-799	111.00-171.99	164.70	171.99
700-799	140.99-183.49	167.99	183.49	600-699	136.00-181.00	166.39	181.00
600-699	158.49-218.99	201.10	218.99	500-599	112.50-212.99	187.20	212.99
500-599	139.99-229.00	207.90	229.00	400-499	150.00-217.49	203.69	217.49
400-499	175.00-245.00	220.50	245.00	300-399	202.49-212.50	210.09	212.50
399-	192.50-229.99	218.19	229.99				

Stocker sale at **Ontario Livestock Exchange: September 28, 2016 – 572** Stockers

Steers	Price Range	Average	Top	Heifers	Price Range	Average	Top
1000+	152.00-178.50	161.93	178.50	900+	156.00-165.50	162.66	165.50
900-999	165.50-176.00	172.9+6	176.00	800-899	146.00-175.00	163.86	175.00
800-899	176.00-186.50	182.23	186.50				
700-799	172.50-185.50	182.25	185.50				

Stocker sale at: **Ontario Livestock Exchange, September 29, 2016 – 180** Stockers

Steers	Price Range	Average	Top	Heifers	Price Range	Average	Top
600-699	142.00-189.00	174.75	189.00	600-699	111.00-151.00	137.50	171.00
				500-599	155.00-192.50	183.00	192.50



Stocker sale at: **Ontario Stockyards Inc., September 29, 2016 – 560 Stockers**

Steers	Price Range	Average	Top	Heifers	Price Range	Average	Top
1000+	120.00-151.50	135.91	163.00	900+	130.00-164.50	155.43	164.50
900-999	140.00-171.00	152.02	174.00	800-899	140.00-171.00	159.06	171.00
800-899	150.50-186.75	172.53	186.75	700-799	150.00-165.00	160.98	165.00
700-799	135.00-181.00	159.41	195.50	600-699	143.00-172.00	161.79	172.00
600-699	155.00-192.50	179.06	199.25	500-599	170.00-221.00	198.41	221.00
500-599	186.00-219.00	203.11	220.00	400-499	170.00-227.50	207.71	227.50
400-499	202.50-246.00	228.22	246.00	300-399	132.00-232.50	173.84	237.50
399-	212.50-240.00	225.87	240.00				

Stocker sale at: **Ottawa Livestock Exchange, September 29, 2016 – 181 Stockers**

Steers	Price Range	Average	Top	Heifers	Price Range	Average	Top
700-799	1219.00-176.00	156.31	176.00	700-799	82.00-150.00	116.42	163.00
600-699	157.00-208.00	182.21	208.00	600-699	144.00-185.00	164.00	185.00
500-599	165.00-210.00	191.29	224.00	500-599	149.00-181.00	168.33	200.00
400-499	179.00-225.00	194.59	225.00	400-499	169.00-209.00	187.33	209.00
399-	185.00-245.00	203.22	245.00	300-399	137.00-160.00	152.90	185.00
				299-	175.00-212.00	188.40	212.00

ONTARIO STOCKER & FEEDER TRADE SPECIAL FALL SALES

Stocker sale at **Keady Livestock Market: September 16, 2016 – 1,166 stockers**

Steers	Price Range	Average	Top	Heifers	Price Range	Average	Top
1000+	166.00-177.75	173.32	177.75	800-899	172.25-174.25	173.25	176.25
900-999	178.00-185.75	182.69	189.50				
800-899	186.00-189.50	188.31	191.50				

A good quality offering of grass cattle sold at prices \$2.00-\$3.00 higher.

Stocker Sale at **Denfield Livestock Exchange, September 24, 2016- 228 Stockers**

Steers	Price Range	Heifers	Price Range
1000+	152.00-167.00	900+	140.00-166.00
900-999	159.00-180.50	800-899	155.00-170.00
800-899	162.00-185.00	700-799	158.00-177.00
700-799	160.00-175.00	600-699	165.00-180.00
600-699	168.00-190.00	500-599	168.00-175.00
500-599	175.00-190.00		

Stocker sale at **Vankleek Hill Livestock Exchange: September 28, 2016 – 318 Stockers**

Steers	Price Range	Average	Top	Heifers	Price Range	Average	Top
800-899	147.00-161.00	156.34	161.00	700-799	142.00-176.00	150.37	176.00
700-799	157.00-183.00	170.56	199.00	600-699	154.00-179.00	161.70	179.00
600-699	174.00-212.00	183.68	212.00	500-599	158.00-186.00	170.50	186.00
500-599	184.00-218.00	197.75	232.00	400-499	162.00-194.00	174.11	194.00
400-499	192.00-222.00	200.90	222.00	300-399	168.00-208.00	185.43	208.00
399-	234.00-238.00	236.03	238.00				

ONTARIO BRED COW SALES

Denfield Livestock Exchange, September 24, 2016- 26 Bred cows, 13 Cow calf pairs

	Exotic and Exotic X	British and British X
Top quality bred cows	\$1500-\$2000	\$1500-\$2000
Avg quality bred cows	\$1300-\$1800	\$1300-\$1500
Top quality cow/calf pairs	\$2200-\$2500	\$2000-\$2400
Avg quality cow/calf pairs	\$1500-\$2000	\$1500-\$2000

\$ per head / pair.

U.S. TRADE (U.S. funds)

Week Ending Thursday, September 29, 2016

Choice and Select Steers and Heifers:	Live	99.00-104.00
	Rail	159.00-164.00

QUEBEC ELECTRONIC AUCTION MARKET (F.O.B. THE FEEDLOT)

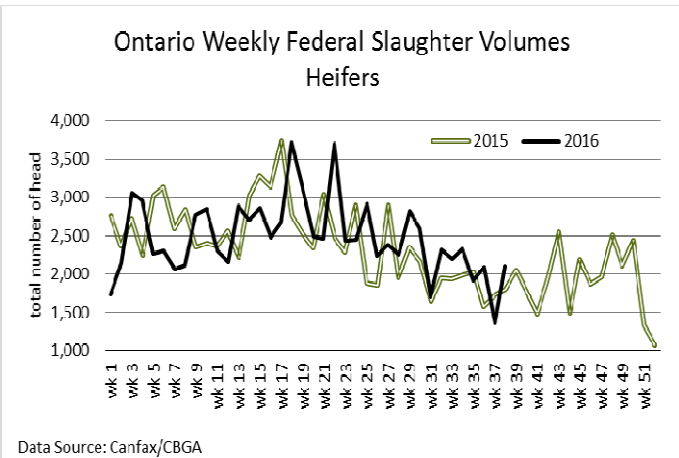
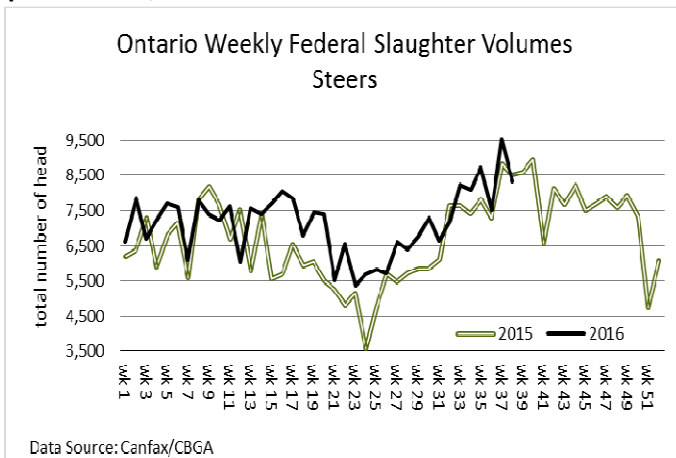
	Price	Change from Last Week
On Thursday, September 22, 2016	212.00-218.00	+2.41

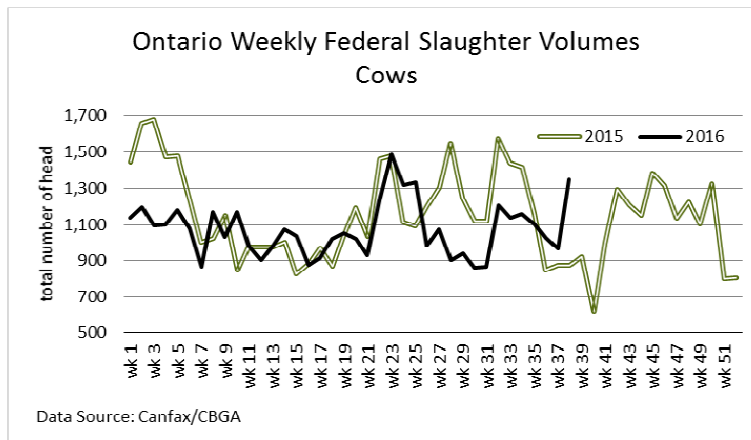
LIVE CATTLE EXPORTS-ONTARIO

	Week ending Sept. 10, 2016	Week ending Sept. 3, 2016	Year to Date
Total live slaughter cattle exported from Ontario to the U.S.	3,473	3,400	120,883
Steers & Heifers	1,006	1,052	26,599
Cows	1,747	1,868	78,293
Bulls	720	480	15,991

AVERAGE CARCASS WEIGHTS – CANADA

	Steers	Heifers
September 24, 2016	928	856
September 17, 2016	926	850
September 26, 2015	916	840





FEDERALLY INSPECTED CANADIAN SLAUGHTER

	Week Ending September 24, 2016	# of hd change from week ago	YTD	% Change (Week Ago)	% Change (Year Ago)
Grand Total	58,808	-1,837	1,912,530	-3%	+5%
Western Slaughter	46,368	-1,762	1,482,759	-4%	+5%
Eastern Slaughter	12,440	-75	429,771	-1%	+6%

USDA ESTIMATED CATTLE KILL

	Week Ending October 1, 2016	Previous Week	Year Ago
Grand Total	611,000	592,000	569,000

CANADIAN BOXED BEEF CUT-OUT VALUES

Week Ending	AAA	AA
September 16, 2016	2.4003	2.3441
September 9, 2016	2.4260	2.3559
September 2, 2016	2.4319	2.3754

U.S. BOXED BEEF CUT-OUT VALUES (U.S. Funds)

	Choice 600-900	Select 600-699
Current five day average	188.52	179.38

LIVE CATTLE – CANADA

IMPORTS		Import % change from 2015 YTD	EXPORTS		Export % change from 2015 YTD
Jan 1- July 31, 2016			Jan 1- Sept 17, 2016		
Pure bred	1,875	-30%	Slaughter steers & heifers	208,834	+42%
Non-pure bred	9,952	-47%	Feeder steers & heifers	155,684	-39%
			Cows & Bulls	183,628	-7%

BEEF EXPORTS – CANADA

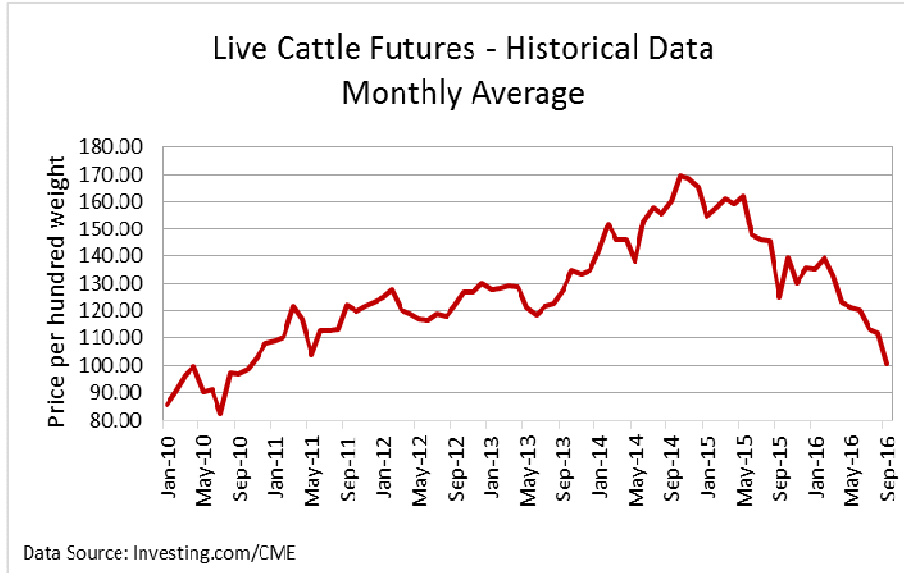
	United States Jan 1 – July 31	Change from last year YTD	Mexico Jan 1 – July 31	Change from 2015 YTD
Total	150,502 tonnes	+16% or +20,324 tonnes	8,233 tonnes	-29% or -3,361 tonnes

BEEF PRODUCTION – CANADA

	Jan 1 – Sept 24	Last Year Same Time	% Change	Change in tonnes YTD
Fed	663,648 tonnes	602,666 tonnes	+10%	+60,982
Non-fed	96,288 tonnes	84,929 tonnes	+13%	+11,359

BEEF IMPORTS – CANADA

	Jan 1 – Sept 24	Last Year Same Time	% Change	Change in tonnes YTD
United States	88,448 tonnes	93,409 tonnes	-5%	-4,961 tonnes
Non-NAFTA	45,268 tonnes	54,125 tonnes	-16%	-8,857 tonnes
Total	139,645 tonnes	149,757 tonnes	-7%	-10,112 tonnes



CHICAGO MERCANTILE EXCHANGE

Closing quotes on futures today were as follows:

Live Cattle			Feeder Cattle		Corn		Soybeans		Canadian \$	
\$/cwt US			\$/cwt US		\$/bu US		\$/bu US			
Oct	98.90	-3.00	Oct	123.15 -4.35	Dec	3.366 +7.4	Nov	9.540 +3.6	Spot	76.23 +0.18
Dec	100.12	-3.00	Nov	119.65 -4.27	Mar	3.464 +7.4	Jan	9.592 +3.0	Sep	76.28 +0.17
Feb	100.60	-2.82	Jan	116.82 -3.80	May	3.534 +7.4	Mar	9.654 +2.4	Dec	76.33 +0.17
Apr	100.30	-2.50	Mar	115.60 -3.82	Jul	3.602 +7.2	May	9.716 +2.2	Mar	76.39 +0.16
Jun	93.95	-2.55	Apr	115.37 -3.77	Sep	3.670 +7.0	Jul	9.772 +2.4	Jun	76.44 +0.16
Aug	93.00	-2.47	May	114.85 -4.10	Dec	3.764 +7.6	Aug	9.760 +2.2	Sep	76.50 +0.15

Beef Farmers of Ontario, 130 Malcolm Road, Guelph, ON N1K 1B1 Phone: (519) 824-0334 Fax: (519) 824-1930 or email: markets@ontariobeef.com

ONTARIO STOCKER & FEEDER TRADE SPECIAL FALL SALES

01-Oct	8:30am	Rainy River Cattlemen's Sale - Stratton	Calves & yearlings, Cows etc. Protocol cattle on offer
03-Oct	7:00 pm	Maple Hill Auctions Ltd	Fall Stocker Sale
04-Oct	11:00 am	Ontario Stockyards	Fall Yearling Sale
07-Oct	9:00 am	Keady Livestock Market	Fall Yearling Sale- overnight stand
07-Oct	7:00 pm	Cargill Auction Market	Charolais & Exotic Cross Yearling Sale
08-Oct	11:00 am	Denfield Livestock Exchange	Stockers, Bred cows & cow/calf pairs
12-Oct	11:00 am	Kawartha Lakes Community Sale Barn	Angus Stocker Sale
13-Oct	11:00 am	Ontario Stockyards Inc	Angus Certification/Hereford/Leeds Grenville Sale
14-Oct	9:00 am	Keady Livestock Market	Grass Yearling Sale- overnight stand
14-Oct	12:00 pm	Temiskaming Livestock Sale	Stocker Sale
15-Oct	10:00 am	Thessalon- Algoma Livestock Co-op Sale	Calf Sale
15-Oct	10:30 am	Ottawa Livestock Exchange	Bred Cow Sale
15-Oct	1:00 pm	Maple Hill Auctions Ltd	Bluewater Angus Sale

Comments for the week ending September 29, 2016

444 fed steers and heifers sold through Ontario auction markets this week up 62 head from last week and 35 more than last year at this time. Fed steers ranged from \$118.42-\$130.39 averaging \$125.71 down \$3.38 from last week and \$38.20 below year ago prices. Fed heifers sold from \$115.19-\$126.22 averaging \$121.84 down \$4.02 from last week and \$40.40 lower than year ago prices. Auction markets reported trade as under pressure, with prices \$2.00-\$3.00 lower.

Ontario railgrade prices started out the previous Friday on a steady tone with steers trading from \$213.00-\$215.00 dressed and heifers \$212.00-\$214.00. On Monday the market was considerably stronger with trade reported from \$218.00-\$220.00 dressed for steers and \$217.00-\$219.00 for heifers. By Wednesday the bottom end of the market fell back \$5.00 while the top end was stronger with the pricing range for day ending up from \$213.00-\$224.00 for steers and \$212.00-\$223.00 for heifers, with delivery reported to be for this week and next. This week's average prices are up \$3.25 from last week and \$65.00 below last year at this time.

The cull cow market saw prices decline as the week progressed, with 1,895 head sold through auction markets, up 97 from last week and 482 less than last year at this time. Cull cows ranged from \$64.10-\$90.14 averaging \$76.28 down \$4.01 from last week and \$22.85 lower than year ago prices. Auction market reports started out steady to barely steady, to slightly easier to lower by week's end.

The stocker and feeder cattle market this week was stronger on the heifers while the steers traded on a mixed demand, with 4,918 head sold, down 50 from last week and 2,538 less than last year at this time. YTD we have seen 155,766 replacement cattle sold through auction markets, this is down just 687 head from this time last year but 8,888 less than the same time in 2014. Auction markets reported trade as active with prices steady to fully steady, with some yearlings up \$2.00-\$3.00 from last week. Actual average prices for steers 400-500 lbs were down \$4.46 from last week, 500-600 lbs up \$0.14, 600-700 lbs down \$3.57, 700-800 lbs down \$14.22, 800-900 lbs down \$0.47, 900-1000 lbs up \$8.16 and steers over 1000 lbs averaged \$5.90 stronger than last week on average. Heifers between 300-400 lbs averaged \$1.41 below last week, heifers 400-500 lbs were up \$13.63, 500-600 lbs up \$11.08, 600-700 lbs up \$6.32, 700-800 lbs up \$4.00, 800-900 lbs up \$11.79 and heifers over 900 lbs were up \$9.00 from last week on average. This week's average prices ranged anywhere from \$60.00-\$70.00 lower on the heavier weights and \$70.00-\$95.00 lower on the lighter weights, from last year at this time.

The Quebec Electronic Market on Wednesday ranged from \$212.00-\$218.00 dressed, up \$2.41 from last week on average.

Alberta direct trade this week was light with easier prices. Canfax reports dressed steers from \$215.00-\$218.50 down \$5.62 from last week on average. No other sales were reported.

The US cash trade for the week ending September 22nd, was light, especially in Nebraska and Kansas. Trade last week surfaced in the early rounds of Friday at lower prices with sharply lower futures, but once the futures recovered the losses and closed about steady, cash sales came to a halt. A light trade was noted in the south in the evening, otherwise the market was quiet. Actual figures for last week provided by the USDA Mandatory Price report list live sales from \$103.00-\$107.00 with steers averaging \$105.89 down \$3.47 from the previous week while heifers averaged \$105.42 down \$4.05. On the rail steers and heifers sold from \$165.00-\$168.00 dressed with steers averaging \$167.09 down \$2.80 and heifers \$167.16 down \$2.83. This week trade developed early as packers were short bought, show lists were larger and the futures were under pressure, with light trade in the north on Tuesday at lower prices. The USDA Mandatory Price report listed live sales from \$101.00-\$104.00 averaging \$103.50 down \$2.00 from last week on average. Dressed deals ranged from \$160.00-\$164.00 averaging \$162.75 down \$4.25 from last week on average. Wednesday, saw live sales range from \$99.00-\$104.00 averaging \$103.50 which is fully steady to Tuesday. Dressed deals ranged from \$159.00-\$163.00 averaging \$161.00 down \$1.00 from Tuesday's easier market. A light test in the north on Thursday was steady at \$160.00 dressed in the north. Today, the market was quiet as business for the week is completed.