



Weekly Market Information Report for the week ending Thursday, October 27, 2016

The following information is collected from various sources and disseminated by Beef Farmers of Ontario.

ONTARIO DIRECT TO PACKER RAILGRADE CATTLE TRADE

Prices are on a carcass weight basis before grade and weight discounts. Weekly Range:

| | |
|------------------------|---------------|
| A Grade Steers | 209.00-217.00 |
| A Grade Heifers | 208.00-216.00 |

ONTARIO LIVE CATTLE TRADE

Ontario auction sales this week saw weighted average price ranges for:

| FED CATTLE | Volume | Price Range | Average | Top | Last Week Avg |
|------------------------------------|---------------|--------------------|----------------|------------|----------------------|
| Large Frame Steers +1250 | 144 | 116.21-127.81 | 123.14 | 138.50 | 121.41 |
| Medium Frame Steers +1250 | 99 | 121.27-127.44 | 124.11 | 128.50 | 124.07 |
| Large & Medium Frame Steers +1250 | 243 | 117.78-128.21 | 123.47 | 138.50 | 123.67 |
| Large Frame Heifers +1000 | 152 | 120.21-128.69 | 123.23 | 136.50 | 119.22 |
| Medium Frame Heifers +1000 | 115 | 112.54-127.38 | 121.22 | 135.25 | 120.48 |
| Large & Medium Frame Heifers +1000 | 261 | 116.27-129.90 | 122.84 | 136.50 | 120.05 |
| Cows - All Weights | 2,615 | 57.73-80.95 | 68.67 | 122.50 | 68.89 |
| Bulls - All Weights | 180 | 82.88-120.45 | 99.62 | 222.00 | 98.79 |

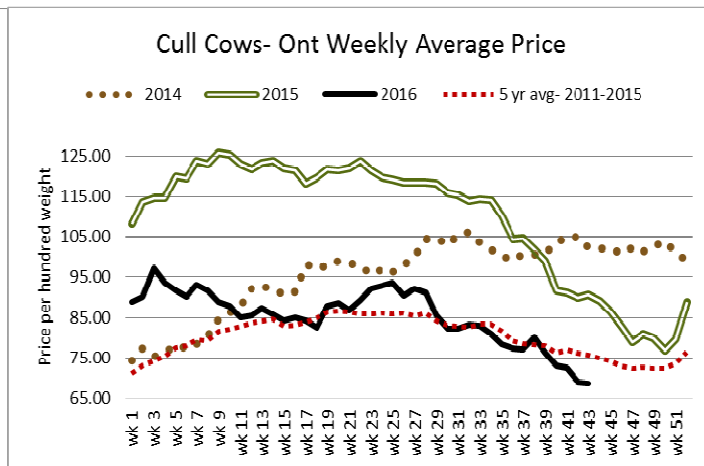
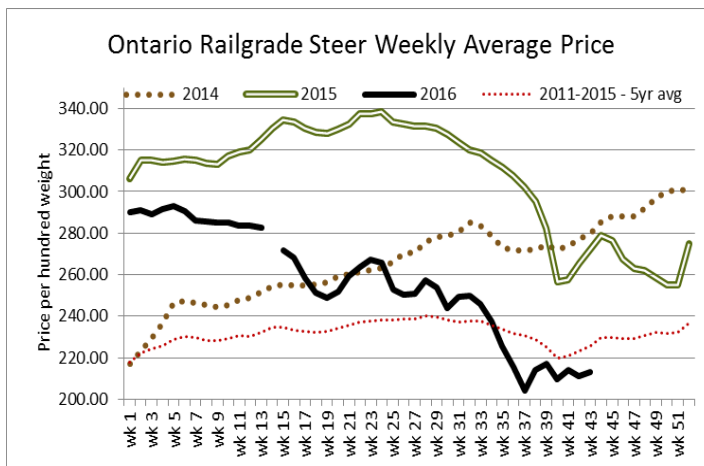
STOCKERS - Large and Medium Frame

| STEERS | Volume | Price Range | Average | Top | Last Week Avg |
|----------------|---------------|--------------------|----------------|------------|----------------------|
| 1000+ | 1,114 | 146.76-169.52 | 156.10 | 173.50 | 160.09 |
| 900-999 | 810 | 151.91-170.87 | 163.23 | 176.25 | 169.50 |
| 800-899 | 541 | 153.58-170.68 | 162.77 | 178.25 | 173.50 |
| 700-799 | 871 | 151.23-176.51 | 165.46 | 190.50 | 167.51 |
| 600-699 | 1,806 | 162.25-190.61 | 179.27 | 208.00 | 165.64 |
| 500-599 | 1,714 | 166.35-204.17 | 187.30 | 237.00 | 184.67 |
| 400-499 | 851 | 174.32-222.02 | 200.23 | 250.00 | 200.20 |
| -399 | 286 | 154.25-218.76 | 185.73 | 270.00 | 188.19 |

| HEIFERS | Volume | Price Range | Average | Top | Last Week Avg |
|----------------|---------------|--------------------|----------------|------------|----------------------|
| +900 | 506 | 123.68-147.26 | 137.23 | 158.75 | 136.37 |
| 800-899 | 535 | 138.49-156.61 | 149.10 | 164.25 | 154.82 |
| 700-799 | 641 | 135.81-155.93 | 146.29 | 200.00 | 146.09 |
| 600-699 | 913 | 133.31-158.65 | 148.66 | 189.00 | 150.22 |
| 500-599 | 1,565 | 140.46-173.91 | 158.91 | 197.00 | 160.69 |
| 400-499 | 932 | 151.12-181.01 | 167.48 | 242.49 | 167.29 |
| 300-399 | 253 | 151.93-188.02 | 170.04 | 245.00 | 174.61 |
| -299 | 33 | 142.03-177.12 | 160.66 | 225.00 | 164.81 |

At Kawartha Lakes Community Sale Barn, October 15, 2016 – 113 Cows, 23 bulls, 105 Stockers & 72 Veal

| | Price Range | Avg. | Top |
|--------------------------------|--------------------|-------------|------------|
| Cows | 62.50-80.00 | 68.82 | 104.50 |
| Bulls under 1600 lbs | 83.00-222.00 | 130.78 | 222.00 |
| Bulls over 1600 lbs | 95.50-178.75 | 109.93 | 178.75 |
| Veal over 600 lbs | 88.00-125.00 | 108.18 | 125.00 |
| Veal 126-300 lbs | 120.00-207.50 | 145.74 | 207.50 |
| Veal 125 lbs & less | 30.00-95.00 | 64.29 | 160.00 |



Denfield Livestock Exchange Inc., October 25, 2016: 114 Fed Cattle, 35 Veal, 5 Bulls, 112 Cows & 133 Drop Calves

| | Price Range | Top | | Price Range | Top |
|--------------------|---------------|--------|--------------------|----------------------|----------|
| Choice steers | 125.00-130.00 | 132.75 | Good beef cows | 75.00-85.00 | |
| Good steers | 120.00-125.00 | | Good Holstein cows | 70.00-80.00 | |
| Choice heifers | 125.00-130.00 | | D1 & D2 Cows | 60.00-70.00 | |
| Good heifers | 120.00-125.00 | | D3 & D4 Cows | 50.00-60.00 | |
| Good Holstein veal | 120.00-130.00 | | Choice drop calves | \$150.00-\$250.00 | \$295.00 |
| Plain & heavy veal | 110.00-120.00 | | Good drop calves | \$70.00-\$100.00 | |
| Good beef bulls | 100.00-107.00 | | Plain & Newborns | \$30.00-\$60.00/head | |

At Renfrew Pontiac Livestock Ltd.: October 25, 2016 – 13 Replacement Calves, 100 Cows & 12 Bulls

| | Price Range | Top |
|--------------------|-------------------|-------------|
| Replacement Calves | 90.00-\$125.00/hd | \$165.00/hd |
| Cows D1 & D2 | 84.00-90.00 | 98.99 |
| Cows D3 | 75.00-83.00 | |
| Cows D4 | 66.00-74.00 | |
| Bulls | 97.00-100.00 | 108.00 |

At Aylmer Stockyards Inc.: October 26, 2016 – 51 Veal, 159 Cows, 25 Fed Cattle, 1 bull, 25 Stockers & 141 calves

| | Price Range | Avg. | Top |
|----------------------------------|--------------------|------------|--------|
| Fed Steers, dairy & dairy cross | 78.50-101.00 | 91.90 | 101.00 |
| Fed Heifers, dairy & dairy cross | 69.99-99.49 | 85.69 | 99.49 |
| Cows | 50.00-96.59 | 70.49 | 105.49 |
| Veal over 600 lbs | 100.00-133.00 | 118.90 | 133.00 |
| Dollar Calves | \$5.00-\$480.00/hd | \$68.48/hd | |

ONTARIO STOCKER & FEEDER TRADE

Stocker sale at **Brussels Livestock: October 21, 2016 – 2,298 stockers**

| Steers | Price Range | Average | Top | Heifers | Price Range | Average | Top |
|-----------|---------------|---------|--------|----------|---------------|---------|--------|
| 1000+ lbs | 145.00-168.75 | 158.01 | 168.75 | +900 lbs | 128.50-144.00 | 136.38 | 151.00 |
| 900-999 | 156.00-176.25 | 167.67 | 176.25 | 800-899 | 138.25-162.00 | 150.01 | 162.00 |
| 800-899 | 162.00-178.25 | 171.25 | 178.25 | 700-799 | 138.50-160.00 | 150.51 | 164.00 |
| 700-799 | 160.00-179.50 | 171.39 | 179.50 | 600-699 | 141.00-162.00 | 150.95 | 162.00 |
| 600-699 | 163.00-189.00 | 182.19 | 192.00 | 500-599 | 122.00-180.00 | 155.95 | 197.00 |
| 500-599 | 150.00-198.00 | 176.82 | 212.00 | 400-499 | 147.00-190.00 | 172.34 | 195.00 |
| 400-499 | 176.00-232.00 | 197.49 | 240.00 | 300-399 | 132.00-185.00 | 162.14 | 245.00 |
| 399- | 175.00-230.00 | 190.79 | 270.00 | | | | |

Stocker sale at: **Community Livestock Exchange: October 25, 2016 – 393** Stockers

| <i>Steers</i> | <i>Price Range</i> | <i>Average</i> | <i>Top</i> | <i>Heifers</i> | <i>Price Range</i> | <i>Average</i> | <i>Top</i> |
|----------------|--------------------|----------------|------------|----------------|--------------------|----------------|------------|
| 700-799 | 103.00-150.00 | 126.40 | 150.00 | 700-799 | 102.49-126.00 | 120.59 | 126.00 |
| 600-699 | 112.00-184.00 | 156.49 | 184.00 | 600-699 | 101.00-130.00 | 115.10 | 130.00 |
| 500-599 | 114.99-212.00 | 177.49 | 212.00 | 500-599 | 80.00-167.99 | 125.69 | 167.99 |
| 400-499 | 110.00-239.99 | 185.00 | 239.99 | 400-499 | 110.00-176.00 | 135.60 | 210.00 |
| 399- | 127.49-212.50 | 170.10 | 212.50 | | | | |

Stocker sale at: **Renfrew Pontiac Livestock: October 25, 2016 – 691** Stockers

| <i>Steers</i> | <i>Price Range</i> | <i>Average</i> | <i>Top</i> | <i>Heifers</i> | <i>Price Range</i> | <i>Average</i> | <i>Top</i> |
|----------------|--------------------|----------------|------------|----------------|--------------------|----------------|------------|
| 900-999 | 139.99-158.49 | 155.00 | 158.49 | 700-799 | 94.99-150.00 | 129.89 | 150.00 |
| 800-899 | 145.99-177.00 | 157.20 | 177.00 | 600-699 | 107.49-176.00 | 154.40 | 176.00 |
| 700-799 | 144.99-172.99 | 162.59 | 172.99 | 500-599 | 119.99-191.99 | 167.79 | 191.99 |
| 600-699 | 139.99-189.99 | 173.10 | 189.99 | 400-499 | 114.99-187.50 | 166.99 | 242.49 |
| 500-599 | 150.00-210.00 | 187.20 | 210.00 | 300-399 | 135.00-189.99 | 171.99 | 189.99 |
| 400-499 | 157.49-245.00 | 210.00 | 245.00 | 299- | 150.00-189.99 | 177.49 | 189.99 |
| 399- | 130.00-253.50 | 207.60 | 253.50 | | | | |

Stocker sale at **Ontario Livestock Exchange: October 26, 2016 – 1,009** Stockers

| <i>Steers</i> | <i>Price Range</i> | <i>Average</i> | <i>Top</i> | <i>Heifers</i> | <i>Price Range</i> | <i>Average</i> | <i>Top</i> |
|----------------|--------------------|----------------|------------|----------------|--------------------|----------------|------------|
| 1000+ | 149.50-173.50 | 157.31 | 173.50 | 900+ | 118.00-139.00 | 131.84 | 139.00 |
| 900-999 | 153.50-176.00 | 165.42 | 176.00 | 800-899 | 129.00-151.00 | 145.13 | 151.00 |
| 800-899 | 162.50-174.00 | 169.66 | 174.00 | | | | |
| 700-799 | 149.00-172.00 | 156.78 | 172.00 | | | | |

Stocker sale at: **Ontario Livestock Exchange, October 27, 2016 – 240** Stockers

| <i>Steers</i> | <i>Price Range</i> | <i>Average</i> | <i>Top</i> | <i>Heifers</i> | <i>Price Range</i> | <i>Average</i> | <i>Top</i> |
|----------------|--------------------|----------------|------------|----------------|--------------------|----------------|------------|
| 800-899 | 141.00-171.50 | 156.76 | 171.50 | 700-799 | 134.00-151.00 | 141.00 | 151.00 |
| 700-799 | 143.00-165.00 | 158.29 | 165.00 | 600-699 | 105.00-154.00 | 139.50 | 154.00 |
| 600-699 | 140.00-162.00 | 150.68 | 180.00 | 500-599 | 127.50-170.00 | 155.50 | 170.00 |
| 500-599 | 110.00-171.00 | 143.53 | 185.00 | 400-499 | 137.50-174.00 | 152.58 | 182.50 |
| 400-499 | 180.00-200.00 | 189.11 | 210.00 | | | | |

Stocker sale at: **Ontario Stockyards Inc., October 27, 2016 – 1,574** Stockers

| <i>Steers</i> | <i>Price Range</i> | <i>Average</i> | <i>Top</i> | <i>Heifers</i> | <i>Price Range</i> | <i>Average</i> | <i>Top</i> |
|----------------|--------------------|----------------|------------|----------------|--------------------|----------------|------------|
| 1000+ | 116.00-142.25 | 125.54 | 150.50 | 900+ | 86.00-158.75 | 128.86 | 158.75 |
| 900-999 | 90.00-158.00 | 131.41 | 166.75 | 800-899 | 139.00-158.50 | 153.58 | 158.50 |
| 800-899 | 145.00-163.75 | 157.05 | 163.75 | 700-799 | 113.00-144.00 | 132.30 | 146.50 |
| 700-799 | 127.50-169.50 | 153.28 | 190.50 | 600-699 | 132.00-147.50 | 141.68 | 189.00 |
| 600-699 | 160.00-195.25 | 179.63 | 199.00 | 500-599 | 130.00-158.00 | 148.02 | 180.00 |
| 500-599 | 164.00-198.00 | 182.66 | 207.50 | 400-499 | 148.00-180.00 | 163.45 | 183.00 |
| 400-499 | 167.50-202.00 | 187.05 | 235.00 | 300-399 | 150.00-194.00 | 169.51 | 200.00 |
| 399- | 144.00-202.50 | 173.41 | 250.00 | 299- | 127.50-175.00 | 153.15 | 175.00 |

Stocker sale at: **Ottawa Livestock Exchange, October 27, 2016 – 464** Stockers

| <i>Steers</i> | <i>Price Range</i> | <i>Average</i> | <i>Top</i> | <i>Heifers</i> | <i>Price Range</i> | <i>Average</i> | <i>Top</i> |
|----------------|--------------------|----------------|------------|----------------|--------------------|----------------|------------|
| 800-899 | 101.00-152.00 | 127.60 | 152.00 | 700-799 | 112.00-143.00 | 125.57 | 143.00 |
| 700-799 | 142.00-172.00 | 155.52 | 172.00 | 600-699 | 121.00-157.00 | 139.14 | 175.00 |
| 600-699 | 142.00-185.00 | 164.75 | 190.00 | 500-599 | 121.00-164.00 | 142.97 | 186.00 |
| 500-599 | 160.00-210.00 | 185.05 | 210.00 | 400-499 | 130.00-170.00 | 154.71 | 170.00 |
| 400-499 | 135.00-232.00 | 182.31 | 240.00 | 300-399 | 99.00-152.00 | 118.89 | 157.00 |
| 399- | 15.00-160.00 | 94.25 | 187.00 | 299- | 88.00-165.00 | 131.60 | 165.00 |

ONTARIO STOCKER & FEEDER TRADE SPECIAL FALL SALES

Stocker sale at **Keady Livestock Market: October 22, 2016 – 1,225** calves- Presort Sale

| Steers | Price Range | Average | Top | Heifers | Price Range | Average | Top |
|----------------|--------------------|----------------|------------|----------------|--------------------|----------------|------------|
| 800-899 | 166.00-175.00 | 170.85 | 175.00 | 700-799 | 145.50-14 hd | | |
| 700-799 | 183.00-186.00 | 184.29 | 188.00 | 600-699 | 156.00-171.00 | 168.80 | 171.25 |
| 600-699 | 183.00-196.00 | 190.79 | 197.00 | 500-599 | 168.00-174.75 | 170.99 | 177.75 |
| 500-599 | 185.00-203.00 | 197.95 | 225.00 | 400-499 | 170.75-183.00 | 176.03 | 193.00 |
| 400-499 | 187.50-230.00 | 215.14 | 250.00 | 300-399 | 181.00-189.00 | 185.88 | 220.00 |
| 399- | 235.00-250.00 | 238.10 | 250.00 | 299- | 220.00-225.00 | 222.50 | 225.00 |

Bruce Peninsula Charolais Calf Club Sale- top quality calves sold strong with keen buyer interest.

Stocker sale at **Community Livestock Exchange, October 21, 2016- 594** Stockers - Quinte Cattlemen's Association Sale!

| Steers | Price Range | Average | Top | Heifers | Price Range | Average | Top |
|----------------|--------------------|----------------|------------|----------------|--------------------|----------------|------------|
| 1000+ | 108.00-159.00 | 143.79 | 159.00 | 900+ | 127.49-143.50 | 139.50 | 143.50 |
| 900-999 | 146.50-165.50 | 160.29 | 165.50 | 800-899 | 123.99-145.50 | 140.19 | 145.50 |
| 800-899 | 147.50-165.99 | 152.69 | 165.99 | 700-799 | 116.99-141.99 | 131.80 | 141.99 |
| 700-799 | 120.99-178.00 | 161.49 | 178.00 | 600-699 | 126.00-155.00 | 142.30 | 155.00 |
| 600-699 | 130.00-198.99 | 171.99 | 198.99 | 500-599 | 131.00-192.99 | 154.89 | 192.99 |
| 500-599 | 167.50-216.00 | 197.10 | 216.00 | 400-499 | 161.00-185.00 | 169.70 | 185.00 |
| 400-499 | 181.00-232.50 | 213.39 | 232.50 | | | | |
| 399- | 169.99-237.00 | 217.70 | 237.00 | | | | |

Bidding was strong for lightweight steers. Heifer prices were moderately below expectations in the 6 - 8-weight categories.

Stocker Sale at **Maple Hill Auctions Ltd- October 24, 2016 - 378** Stockers

| Steers | Price Range | Average | Top | Heifers | Price Range | Average | Top |
|----------------|--------------------|----------------|------------|----------------|--------------------|----------------|------------|
| 1000+ | 156.00-170.00 | 161.44 | 170.00 | 700-799 | 135.00-139.00 | 136.70 | 139.00 |
| 900-999 | 160.00-169.25 | 167.34 | 169.25 | 600-699 | 134.00-182.00 | 166.00 | 182.00 |
| 800-899 | 152.50-155.50 | 154.50 | 155.50 | 500-599 | 140.00-175.00 | 164.05 | 188.00 |
| 700-799 | 147.00-157.00 | 152.04 | 161.00 | 400-499 | 130.00-192.00 | 173.20 | 192.00 |
| 600-699 | 175.00-191.00 | 183.99 | 191.00 | | | | |
| 500-599 | 173.00-210.00 | 192.48 | 210.00 | | | | |

Stocker sale at **Brussels Livestock, October 24, 2016 - 145** stockers- vaccinated stocker/Hereford Influence Sale

| Steers | Price Range | Average | Top | Heifers | Price Range | Average | Top |
|----------------|--------------------|----------------|------------|----------------|--------------------|----------------|------------|
| 600-699 | 128.00-164.00 | 153.00 | 208.00 | 500-599 | 165.00-175.00 | 170.63 | 175.0 |
| 500-599 | 161.00-205.00 | 175.53 | 217.00 | 400-499 | 154.00-177.00 | 160.31 | 229.0 |
| 400-499 | 168.00-207.00 | 181.39 | 216.00 | 300-399 | 160.00-182.00 | 175.83 | 220.0 |
| 399- | 200.00-202.00 | 200.33 | 255.00 | | | | |

Stockers sold actively at steady prices.

Stocker sale at: **Keady Livestock Market: October 25, 2016 – 1,223** Stockers-Georgian Bay Calf Club Presorted Sale!

| Steers | Price Range | Average | Top | Heifers | Price Range |
|----------------|--------------------|----------------|------------|----------------|--------------------|
| 800-899 | 160.00-174.50 | 166.67 | 174.50 | 700-799 | 153.00-161.75 |
| 700-799 | 173.00-186.75 | 177.37 | 186.75 | 600-699 | 151.50-169.50 |
| 600-699 | 179.50-192.50 | 186.97 | 197.00 | 500-599 | 169.25-184.00 |
| 500-599 | 188.00-207.50 | 198.27 | 237.00 | 400-499 | 171.00-192.00 |
| 400-499 | 203.00-244.00 | 227.58 | 244.00 | 300-399 | 191.00-215.00 |
| 399- | 232.00-244.00 | 234.81 | 244.00 | | |

A good offering of top quality vaccinated calves sold with good buyer representation. .

Stocker sale at **Ontario Stockyards Inc, October 25, 2016- 864** Stockers

| Steers | Price Range | Average | Top | Heifers | Price Range | Average | Top |
|----------------|--------------------|----------------|------------|----------------|--------------------|----------------|------------|
| 1000+ | 145.75-160.75 | 155.85 | 161.50 | 900+ | 145.00-158.75 | 152.46 | 158.75 |
| 900-999 | 155.00-166.00 | 162.72 | 173.50 | 800-899 | 154.00-163.25 | 157.54 | 164.25 |
| 800-899 | 155.00-164.00 | 159.28 | 165.00 | 700-799 | 158.50-172.00 | 163.94 | 172.50 |
| 700-799 | 162.00-174.50 | 169.27 | 174.50 | 600-699 | 147.00-170.50 | 160.76 | 180.00 |
| 600-699 | 167.00-186.50 | 182.13 | 186.50 | 500-599 | 164.00-171.00 | 165.01 | 171.00 |
| 500-599 | 180.00-192.25 | 191.09 | 192.25 | 400-499 | 150.00-175.00 | 168.90 | 175.00 |
| 400-499 | 178.00-2 hd | | | | | | |

Good quality yearlings sold actively at strong prices.

Stocker Sale at **Kawartha Lakes Community Sale Barn, October 26, 2016- 521** Stockers

| Steers | Price Range | Average | Top | Heifers | Price Range | Average | Top |
|----------------|--------------------|----------------|------------|----------------|--------------------|----------------|------------|
| 800-899 | 135.00-174.00 | 156.65 | 174.00 | 900+ | 120.00-152.00 | 137.78 | 152.00 |
| 700-799 | 152.00-186.50 | 170.84 | 186.50 | 800-899 | 130.00-154.50 | 144.25 | 154.50 |
| 600-699 | 169.00-190.50 | 180.59 | 197.50 | 700-799 | 109.00-145.00 | 132.90 | 145.00 |
| 500-599 | 185.00-218.00 | 201.25 | 221.00 | 600-699 | 121.00-152.50 | 142.28 | 152.50 |
| 400-499 | 180.00-245.50 | 217.28 | 245.50 | 500-599 | 101.00-166.00 | 144.25 | 166.00 |
| 399- | | | | 400-499 | 129.00-180.00 | 164.43 | 180.00 |
| | | | | 300-399 | 132.50-190.00 | 155.28 | 190.00 |

A good offering of stockers sold actively on a good demand.

Stocker Sale at **Vankleek Hill Livestock Exchange, October 26, 2016- 494** Stockers

| Steers | Price Range | Average | Top | Heifers | Price Range | Average | Top |
|----------------|--------------------|----------------|------------|----------------|--------------------|----------------|------------|
| 800-899 | 144.00-155.50 | 151.30 | 155.50 | 800-899 | 121.00-134.00 | 128.11 | 134.00 |
| 700-799 | 142.00-186.00 | 158.00 | 186.00 | 700-799 | 125.00-144.00 | 133.96 | 144.00 |
| 600-699 | 150.00-194.00 | 167.50 | 194.00 | 600-699 | 138.00-160.00 | 149.87 | 170.00 |
| 500-599 | 145.00-209.00 | 170.59 | 209.00 | 500-599 | 144.00-170.00 | 150.43 | 170.50 |
| 400-499 | 168.00-210.00 | 178.75 | 210.00 | 400-499 | 140.00-170.50 | 153.00 | 170.50 |
| 399- | 130.00-206.00 | 160.58 | 206.00 | 300-399 | 120.00-160.00 | 139.09 | 160.00 |
| | | | | 299- | 150.00-166.00 | 155.21 | 166.00 |

Stocker sale at **Keady Livestock Market, October 27, 2016 - 1,047** Stockers – Bluewater Angus Calf Club Presort Sale.

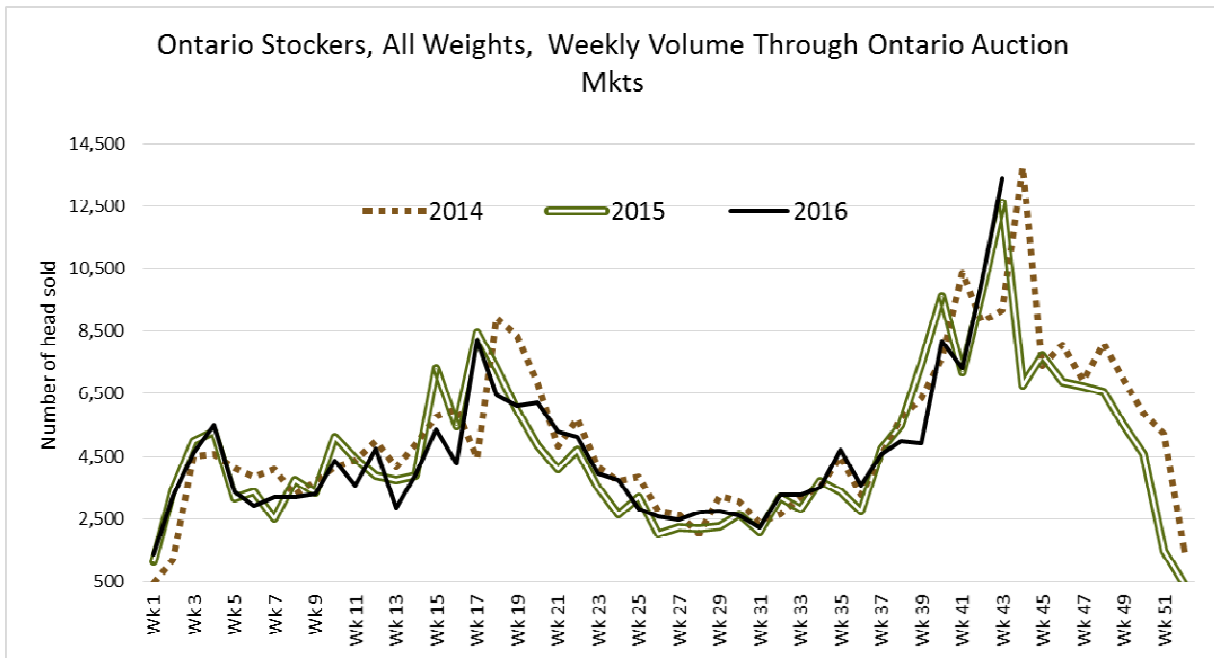
| Steers | Price Range | Average | Top | Heifers | Price Range | Average | Top |
|----------------|--------------------|----------------|------------|----------------|--------------------|----------------|------------|
| 800-899 | 147.00-151.00 | 147.89 | 151.00 | 600-699 | 129.00-151.50 | 141.97 | 153.00 |
| 700-799 | 151.00-175.75 | 168.86 | 175.75 | 500-599 | 152.00-156.50 | 153.55 | 156.50 |
| 600-699 | 183.00-189.75 | 186.63 | 192.00 | 400-499 | 152.00-165.00 | 156.47 | 179.00 |
| 500-599 | 186.00-203.00 | 194.24 | 203.00 | 300-399 | 165.00-190.00 | 175.85 | 190.00 |
| 400-499 | 200.00-213.00 | 206.75 | 213.00 | | | | |
| 399 | 197.50-270.00 | 223.54 | 270.00 | | | | |

Steer calves sold on a steady market while heifers sold under pressure.

Stocker Sale at: **Warton- Grey Bruce Livestock Co-op Sale, October 27, 2016 - 544** calves, **9** bred cows

| Steers | Price Range | Heifers | Price Range |
|----------------|--------------------|------------------|------------------------------|
| 700-900 | 141.00-156.50 | 500-800 | 152.00-180.50 |
| 500-700 | 150.00-201.50 | 300-500 | 157.00-183.00 |
| 300-500 | 159.00-218.00 | Bred cows | \$1345.00-\$1670.00 per head |

Top quality Charolais cross, Red & Black Angus, Hereford's and Limousin's sold at steady prices for the current market trend.



ONTARIO BRED COW SALES

Kawartha Lakes Community Sale Barn, October 22, 2016- 35 Bred cows, 92 Cow calf pairs (\$ per head or pair)

| | Exotic and Exotic X | British and British X |
|-----------------------------------|----------------------------|------------------------------|
| Top quality bred cows | \$1850-\$2050 | N/T |
| Avg quality bred cows | \$1200-\$1600 | N/T |
| Top quality cow/calf pair | \$1900-\$2400 | N/T |
| Avg quality cow/calf pairs | \$1600-\$1800 | N/T |

Top quality cows and cow/calf pairs sold on a high demand.

Brussels Livestock, October 24, 2016- 27 Bred cows, 8 Cow calf pairs (\$ per head or pair)

| | Exotic and Exotic X | British and British X |
|-----------------------------------|----------------------------|------------------------------|
| Top quality bred cows | \$1350-\$1500 | N/T |
| Avg quality bred cows | \$1100-\$1300 | N/T |
| Top quality cow/calf pair | N/T | N/T |
| Avg quality cow/calf pairs | \$1400-\$1600 | N/T |

Bred cows and cow/calf pairs sold actively at fair prices.

QUEBEC ELECTRONIC AUCTION MARKET (F.O.B. THE FEEDLOT)

| | Price | Change from Last Week |
|-------------------------------|---------------|------------------------------|
| On Thursday, October 27, 2016 | 206.00-210.00 | +0.10 |

ALBERTA DIRECT TRADE

Week Ending Thursday, October 27, 2016

| | | | | |
|----------------|------|-----|-----------|---------------|
| Steers | Live | N/T | Flat rail | 224.00-225.50 |
| Heifers | Live | N/T | Flat rail | 225.00-225.50 |

U.S. TRADE (U.S. funds)

Week Ending Thursday, October 27, 2016

| | | |
|--|------|-----|
| Choice and Select Steers and Heifers: | Live | N/T |
| | Rail | N/T |

LIVE CATTLE EXPORTS-ONTARIO

| | Week ending Oct. 1, 2016 | Week ending Sept. 24, 2016 | Year to Date |
|--|---------------------------------|-----------------------------------|---------------------|
| Total live slaughter cattle exported from Ontario to the U.S. | 3,498 | 3,850 | 131,876 |
| Steers & Heifers | 1,461 | 1,308 | 30,633 |
| Cows | 1,612 | 1,971 | 83,803 |
| Bulls | 425 | 571 | 17,440 |

FEDERALLY INSPECTED CANADIAN PROCESSING (week of Thanksgiving Holiday)

| | Week Ending October 22, 2016 | # of hd change from week ago | YTD | % Change (Week Ago) | % Change (Year Ago) |
|--------------------------|---|---|------------|--------------------------------|--------------------------------|
| Grand Total | 53,572 | +293 | 2,142,007 | +1% | +6% |
| Western Slaughter | 40,776 | -1,986 | 1,663,960 | -5% | +6% |
| Eastern Slaughter | 12,796 | +2,279 | 478,047 | +22% | +6% |

AVERAGE CARCASS WEIGHTS – CANADA

| | Steers | Heifers |
|-------------------------|---------------|----------------|
| October 22, 2016 | 930 | 837 |
| October 15, 2016 | 932 | 845 |
| October 24, 2015 | 925 | 856 |

USDA ESTIMATED CATTLE KILL

| | Week Ending October 29, 2016 | Previous Week | Year Ago |
|--------------------|---|----------------------|-----------------|
| Grand Total | 613,000 | 602,000 | 555,000 |

CANADIAN BOXED BEEF CUT-OUT VALUES

| Week Ending | AAA | AA |
|--------------------|------------|-----------|
| October 14, 2016 | 2.3700 | 2.3193 |
| October 7, 2016 | 2.4613 | 2.3857 |
| October 1, 2016 | 2.4172 | 2.3519 |

U.S. BOXED BEEF CUT-OUT VALUES (U.S. Funds)

| | Choice 600-900 | Select 600-699 |
|---------------------------------|---------------------------|---------------------------|
| Current five day average | 181.34 | 168.02 |

LIVE CATTLE – CANADA

| IMPORTS | | Import % change from 2015 YTD | EXPORTS | | Export % change from 2015 YTD |
|----------------------------|--------|--|----------------------------|---------|--|
| <i>Jan 1- Aug 31, 2016</i> | | | <i>Jan 1- Oct 15, 2016</i> | | |
| Pure bred | 2,323 | -16% | Slaughter steers & heifers | 243,063 | +48% |
| Non-pure bred | 10,598 | -52% | Feeder steers & heifers | 164,500 | -38% |
| | | | Cows & Bulls | 201,902 | -9% |

BEEF EXPORTS – CANADA

| United States | Change from last year YTD | Mexico | Change from 2015 YTD |
|-----------------------|----------------------------------|------------------------|---------------------------------------|
| <i>Jan 1 – Aug 31</i> | | <i>Jan 1 – Aug 31</i> | |
| Total | 177,309 tonnes | +16% or +24,538 tonnes | 9,883 tonnes -26% or -3,387 tonnes |

BEEF PRODUCTION – CANADA

| | Jan 1 – Oct 22 | Last Year Same Time | % Change | Change in tonnes YTD |
|---------|----------------|---------------------|----------|----------------------|
| Fed | 746,727 tonnes | 674,254 tonnes | +11% | +72,473 |
| Non-fed | 105,375 tonnes | 92,091 tonnes | +14% | +13,284 |

BEEF IMPORTS – CANADA

| | Jan 1 – Oct 22 | Last Year Same Time | % Change | Change in tonnes YTD |
|---------------|----------------|---------------------|----------|----------------------|
| United States | 97,222 tonnes | 102,024 tonnes | -5% | -4,802 tonnes |
| Non-NAFTA | 49,495 tonnes | 61,470 tonnes | -19% | -11,975 tonnes |
| Total | 152,718 tonnes | 165,495 tonnes | -8% | -12,777 tonnes |

CHICAGO MERCANTILE EXCHANGE

Closing quotes on futures today were as follows:

| Live Cattle | | | Feeder Cattle | | | Corn | | Soybeans | | Canadian \$ | | | | |
|-------------|--------|-------|---------------|--------|-------|------------|-------|----------|------------|-------------|-------|-------------|-------|-------|
| \$/cwt US | | | \$/cwt US | | | \$/bu US | | ¢/bu | | | | | | |
| Oct | 104.20 | +0.07 | Nov | 121.55 | -2.32 | Dec | 3.550 | -2.4 | Nov | 10.012 | -13.0 | Spot | 74.67 | +0.05 |
| Dec | 104.35 | -0.80 | Jan | 116.00 | -2.52 | Mar | 3.632 | -3.0 | Jan | 10.120 | -13.0 | Sep | 74.70 | +0.06 |
| Feb | 104.92 | -0.62 | Mar | 113.15 | -2.32 | May | 3.702 | -2.6 | Mar | 10.184 | -12.6 | Dec | 74.76 | +0.06 |
| Apr | 104.25 | -0.67 | Apr | 112.92 | -2.17 | Jul | 3.766 | -2.6 | May | 10.240 | -12.2 | Mar | 74.83 | +0.07 |
| Jun | 96.17 | -0.75 | May | 112.50 | -2.00 | Sep | 3.830 | -2.6 | Jul | 10.284 | -11.6 | Jun | 74.89 | +0.07 |
| Aug | 93.97 | -0.85 | Aug | 113.25 | -1.92 | Dec | 3.902 | -2.6 | Aug | 10.260 | -11.4 | Sep | 74.95 | +0.06 |

Beef Farmers of Ontario, 130 Malcolm Road, Guelph, ON N1K 1B1 Phone: (519) 824-0334 Fax: (519) 824-1930 or email: markets@ontariobeef.com

OBCFPP LICENCE CHANGES

Licence Cancelled:

Eric Haldenby, RR 4, 86 Lake George Road, Echo Bay, ON P0S 1C0

ONTARIO STOCKER & FEEDER TRADE SPECIAL FALL SALES

| | | | |
|--------|----------|--|--|
| 29-Oct | 8:30 am | Rainy River Cattlemen's Sale- Stratton | Later season calves, yearlings, cows etc.. |
| 29-Oct | 9:00 am | Keady Livestock Market | Central Calf Assoc. Sale- followed by bred heifers |
| 02-Nov | 11:00 am | Kawartha Lakes Community Sale Barn | Peterborough/Victoria Counties Certified Calf Sale |
| 04-Nov | 9:00 am | Keady Livestock Market | Local Calf Sale |
| 04-Nov | 7:00 pm | Cargill Auction Market | Local Calf & Yearling Sale |
| 05-Nov | 11:00 am | Denfield Livestock Exchange | Local Calf Sale (no cows please) |
| 05-Nov | 1:00 pm | Keady Livestock Market | Bred Heifer Sale |
| 08-Nov | 11:00 am | Ontario Stockyards Inc | All Vaccinated Sale |
| 09-Nov | 11:00 am | Kawartha Lakes Community Sale Barn | Stocker Sale |
| 11-Nov | 9:00 am | Keady Livestock Market | Grass & Yard Yearling Sale |
| 12-Nov | 1:00 pm | Maple Hill Auctions Ltd | Local Bred Heifer Sale |

Comments for the week ending October 27, 2016

There were 504 fed steers and heifers sold through auction markets this week down 92 head from last week and 56 less than last year at this time. Fed steers ranged from \$117.78-\$128.21 averaging \$123.47 down \$0.20 from last week and \$42.10 below year ago prices. Heifers sold from \$116.27-\$129.90 averaging \$122.84 up \$2.79 from last week and \$41.00 lower than year ago price. Auction markets reported prices as steady until Wednesday when the market was fully steady to strong.

The Ontario railgrade market started the previous Friday at fully steady prices of \$209.00-\$213.00 dressed for steers and \$208.00-\$212.00 for heifers. Prices improved as the week progressed with sales on Monday from \$212.00-\$214.00 for steers and \$211.00-\$213.00 for heifers. By Wednesday prices had increased further to \$212.00-\$217.00 dressed for steers and \$211.00-\$216.00 for heifers. This week's average prices are up \$2.00 from last week, but still \$59.50 below last year at this time.

Larger receipts of cull cows were on offer at auction markets this week totalling 2,615 head sold, up 285 from last week but 61 less than this time last year. Cull cows sold from \$57.73-\$80.95 averaging \$68.67 down \$0.22 from last week and \$21.87 below year ago prices. This week's average price is the lowest weekly average price since the last week in December 2013 at \$68.12. Auction markets all reported a steady to about steady trade.

As expected, with all the extra fall sales taking place this week, stocker and feeder cattle volumes were up 3,283 head from last week at 13,371 head. This volume is 745 more than last year at this time and the largest weekly volume since the week ending October 30, 2014 at 13,769 head. Included in the computerized auction volumes this week are eight special sales, with 4 non computerized sales not included. This week coming there are six more special sales! Auction markets reported good quality steer calves as steady to strong with good buyer representation. Second cut steer calves were under pressure at lower prices. Top quality heifer calves were steady to below expectations with easier prices, with second cut heifer calves under pressure at lower prices. Good quality grass yearlings sold actively with prices steady and strong, to lower than last week. Heavier and fleshier grass yearlings sold under pressure with prices \$2.00-\$3.00 cwt lower. Actual average prices this week saw steers 400-500 lbs average \$0.03 higher than last week, 500-600 lbs up \$2.63, 600-700 lbs up \$13.63, 700-800 lbs down \$2.05, 800-900 lbs down \$10.73, 900-1000 lbs down \$6.27 and steers over 1000 lbs averaged \$3.99 below last week's weighted average prices. Heifers 300-400 lbs averaged \$4.57 lower than last week, 400-500 lbs up \$0.19, 500-600 lbs down \$1.78, 600-700 lbs down \$1.56, 700-800 lbs up \$0.20, 800-900 lbs down \$5.72 and heifers over 900 lbs averaged \$0.86 stronger than last week on average.

The Quebec Electronic Market for Wednesday ranged from \$206.00-\$210.00 dressed, averaging \$0.10 higher than last week on average.

Alberta direct trade was stronger this week with Canfax reporting dressed steers from \$224.00-\$225.50 up \$4.92 from last week on average. Heifers sold from \$225.00-\$225.50 on a dressed basis up \$4.62 from last week on average. No live sales were reported.

The US cash trade for the week ending October 21st, reported by the USDA Mandatory Price Report for Wednesday, saw live sales marked from \$97.00-\$99.75 live averaging \$98.30, up \$1.00 from last week on average. A very light test in the north ranged from \$153.00-\$154.00 dressed, averaging \$153.90 which is fully steady to last week's weighted average prices. Once the futures started to rally the cash market came to a halt. Trade did not resume until Friday and Saturday with the report listing live sales from \$98.00-\$102.00, averaging \$100.48 for steers and \$100.93 for heifers up \$3.00 from last week. On the rail, late week sales ranged from \$156.00-\$160.00 dressed, with steers averaging \$158.57 and heifers \$158.24 up \$4.00-\$5.00 from the previous week on average. This week, the cash market was quiet until today, however on Wednesday, the Fed Cattle Exchange (internet auction) saw prices from \$103.00-\$105.00 on a live basis, up \$3.00-\$5.00 from last week and set the tone for this week's trade. Today, the market was fairly active with trade in the south reported at \$105.00 live up \$5.00 from last week. Business in the north was \$162.00-\$164.00 dressed, mostly \$164.00, up \$7.00 from last week with just a few sales on a live basis at \$105.00, up \$6.00 from last week. It appears that majority of this week's cash business is completed. Cattle futures started out strong but prices reversed late in the day with contracts settling easier on the live futures and sharply lower on the feeders.