



Weekly Market Information Report for the week ending Thursday, November 10, 2016

The following information is collected from various sources and disseminated by Beef Farmers of Ontario.

ONTARIO DIRECT TO PACKER RAILGRADE CATTLE TRADE

Prices are on a carcass weight basis before grade and weight discounts. Weekly Range:

A Grade Steers	212.00-216.00
A Grade Heifers	211.00-215.00

ONTARIO LIVE CATTLE TRADE

Ontario auction sales this week saw weighted average price ranges for:

FED CATTLE	Volume	Price Range	Average	Top	Last Week Avg
Large Frame Steers +1250	162	120.43-128.01	124.81	133.50	122.78
Medium Frame Steers +1250	128	117.15-127.14	123.54	128.25	123.35
Large & Medium Frame Steers +1250	290	119.63-127.67	124.42	133.50	123.79
Large Frame Heifers +1000	177	116.27-128.07	123.03	132.00	123.05
Medium Frame Heifers +1000	80	106.70-124.25	117.89	128.00	123.92
Large & Medium Frame Heifers +1000	254	114.13-127.98	121.97	132.00	124.33
Cows - All Weights	2,513	57.49-79.23	67.86	109.00	69.26
Bulls - All Weights	117	89.78-104.52	97.16	128.00	96.80

STOCKERS - Large and Medium Frame

STEERS	Volume	Price Range	Average	Top	Last Week Avg
1000+	660	153.55-166.81	159.48	172.00	151.40
900-999	239	141.57-167.89	161.92	181.00	168.24
800-899	186	126.56-162.74	149.34	173.50	163.17
700-799	410	140.16-172.52	161.21	190.00	160.61
600-699	854	154.76-188.83	175.96	205.00	171.17
500-599	838	164.61-203.22	184.89	222.50	180.68
400-499	467	172.00-210.65	192.42	265.00	185.08
-399	117	182.50-228.03	206.46	280.00	184.50

HEIFERS	Volume	Price Range	Average	Top	Last Week Avg
+900	291	121.11-143.77	130.35	155.00	131.33
800-899	213	132.11-151.53	143.56	173.75	137.18
700-799	174	123.91-153.51	139.44	185.25	138.80
600-699	488	137.16-163.67	151.63	177.50	146.72
500-599	736	142.13-174.57	159.12	220.00	153.55
400-499	424	153.14-186.17	172.19	215.00	163.37
300-399	109	162.07-189.66	174.39	235.00	168.47
-299	26	158.29-186.60	172.24	245.00	177.57

At Kawartha Lakes Community Sale Barn, November 5, 2016 – 113 Cows, 5 bulls, 95 Stockers & 60 Veal

	Price Range	Avg.	Top
Cows	58.00-77.00	65.68	91.00
Bulls over 1600 lbs	94.00-108.50	103.56	108.50
Veal over 600 lbs	84.00-130.00	98.26	130.00
Veal 125 lbs & less	30.00-882.50	60.204	107.50

Denfield Livestock Exchange Inc., November 8, 2016: 131 Fed Cattle, 11 Veal, 3 Bulls, 108 Cows & 96 Drop Calves

	Price Range	Top		Price Range	Top
Choice steers	130.00-135.00		Good beef cows	70.00-80.00	84.00
Good steers	125.00-130.00		Good Holstein cows	70.00-80.00	
Choice heifers	130.00-135.00	139.25	D1 & D2 Cows	60.00-70.00	
Good heifers	125.00-130.00		D3 & D4 Cows	50.00-60.00	
Good Holstein veal	125.00-135.00		Choice drop calves	\$80.00-\$125.00	\$450.00
Plain & heavy veal	115.00-125.00		Good drop calves	\$50.00-\$75.00	
Good beef bulls	105.00-115.00		Plain & Newborns	\$10.00-\$40.00	

At Renfrew Pontiac Livestock Ltd.: November 8, 2016 – 21 Replacement Calves, 76 Cows & 6 Bulls

	Price Range	Top
Replacement Calves	\$40.00-\$80.00/hd	\$100.00/hd
Cows D1 & D2	82.00-88.00	105.00
Cows D3	77.00-81.00	
Cows D4	64.00-76.00	
Bulls	97.00-102.00	105.00

At Aylmer Stockyards Inc.: November 9, 2016 – 32 Veal, 138 Cows, 42 Fed Cattle, 6 bulls, 80 Stockers & 108 calves

	Price Range	Avg.	Top
Fed Steers- Dairy & Dairy Cross	88.00-108.49	98.29	108.49
Fed Heifers- Dairy & Dairy Cross	82.49-105.49	94.89	105.49
Cows	46.00-92.00	68.89	98.49
Veal over 600 lbs	105.00-135.49	120.99	135.49
Dollar Calves	\$10.00-\$400.00/hd	\$96.16/hd	

ONTARIO STOCKER & FEEDER TRADE

Stocker sale at Brussels Livestock: November 4, 2016 – 1,116 stockers

Steers	Price Range	Average	Top	Heifers	Price Range	Average	Top
1000+ lbs	140.00-160.25	153.79	160.25	+900 lbs	133.00-150.00	139.39	155.00
900-999	145.00-169.00	160.10	169.00	800-899	140.00-153.50	147.16	153.50
800-899	128.00-170.25	153.88	181.00	700-799	131.00-142.00	133.75	152.00
700-799	127.00-160.00	148.06	179.50	600-699	147.00-160.00	154.05	162.00
600-699	142.00-179.00	167.73	180.00	500-599	150.00-171.00	160.97	172.00
500-599	147.00-209.00	179.09	210.00	400-499	170.00-182.00	173.88	185.00
400-499	177.00-208.00	195.62	215.00	300-399	180.00-215.00	192.33	230.00
399-	195.00-230.00	208.21	230.00	299-			

Stocker sale at Kawartha Lakes Community Sale Barn: November 5, 2016 – 95 stockers

Steers	Price Range	Average	Top	Heifers	Price Range	Average	Top
600-699	115.00-162.50	145.39	162.50	800-899	115.00-129.00	119.21	129.00
				700-799	103.00-132.00	118.28	132.00
				600-699	117.50-139.00	128.61	139.00
				500-599	125.00-162.50	135.77	162.50

Stocker sale at: Community Livestock Exchange: November 8, 2016 – 122 Stockers

Steers	Price Range	Average	Top	Heifers	Price Range	Average	Top
700-799	111.00-155.00	131.60	155.00	600-699	119.99-137.99	130.69	137.99
600-699	103.00-164.99	151.49	164.99	500-599	140.99-165.99	152.49	165.99
500-599	114.99-185.00	153.60	185.00	400-499	94.99-158.00	141.79	158.00
400-499	130.00-150.00	141.30	207.50				

Stocker sale at: **Keady Livestock Market: November 8, 2016 – 547** Stockers

Steers	Price Range	Average	Top	Heifers	Price Range	Average	Top
1000+	169.25-172.00	170.93	172.00	900+	122.00-138.50	134.58	142.00
800-899	100.00-174.00	145.29	174.00	800-899	120.00-143.00	129.71	143.00
700-799	153.00-171.00	164.92	171.00	700-799	138.00-159.50	153.12	159.50
600-699	160.00-193.00	176.92	193.00	600-699	135.00-164.00	148.50	164.00
500-599	170.00-192.50	182.62	192.50	500-599	135.00-160.00	147.59	179.00
400-499	181.00-207.50	191.92	207.50	400-499	137.00-177.00	153.00	184.00
399-	210.00-217.50	212.50	217.50	300-399	140.00-173.00	153.22	190.00

Stocker sale at: **Renfrew Pontiac Livestock: November 8, 2016 – 312** Stockers

Steers	Price Range	Average	Top	Heifers	Price Range	Average	Top
700-799	121.99-175.49	170.70	175.49	900+	75.00-139.99	111.49	139.99
600-699	127.49-184.00	162.29	184.00	800-899	136.00-139.99	138.59	139.99
500-599	138.99-184.00	164.30	184.00	700-799	110.00-140.99	138.19	140.99
400-499	148.99-208.00	184.29	208.00	600-699	97.99-152.00	143.10	152.00
399-	150.00-206.99	182.60	206.99	500-599	127.00-177.00	149.30	177.00
				400-499	139.99-180.00	177.89	180.00
				300-399	131.00-187.99	158.40	187.99
				299-	157.49-175.00	166.59	175.00

Stocker sale at **Ontario Livestock Exchange: November 9, 2016 – 402** Stockers

Steers	Price Range	Average	Top	Heifers	Price Range	Average	Top
1000+	150.50-168.00	157.36	168.00	800-899	151.00-153.00	151.25	153.00
900-999	156.00-169.00	164.58	169.00				

Stocker sale at: **Ontario Livestock Exchange, November 10, 2016 – 177** Stockers

Steers	Price Range	Average	Top	Heifers	Price Range	Average	Top
800-899	110.00-140.00	127.27	152.00	600-699	120.00-154.00	139.56	154.00
700-799	125.00-165.00	144.56	165.00	500-599	130.00-147.50	137.64	148.00
600-699	161.00-176.00	170.61	183.00	400-499	150.00-193.00	180.712	193.00
500-599	187.00-198.00	190.44	198.00				
400-499	155.00-212.50	182.14	212.50				

Stocker sale at: **Ontario Stockyards Inc., November 10, 2016 – 887** Stockers

Steers	Price Range	Average	Top	Heifers	Price Range	Average	Top
1000+	120.0-160.50	137.12	160.50	900+	85.00-135.00	100.73	154.50
900-999	117.50-167.00	160.97	167.00	800-899	126.00-173.75	158.39	173.75
800-899	126.00-173.50	160.12	173.50	700-799	119.00-163.00	142.83	165.00
700-799	136.00-172.00	158.52	172.00	600-699	138.00-174.00	153.86	174.00
600-699	137.50-184.50	171.13	184.50	500-599	144.00-165.50	156.27	177.00
500-599	158.00-186.00	173.91	196.00	400-499	155.00-170.00	162.90	190.00
400-499	150.00-191.00	168.86	216.00	300-399	150.00-169.00	161.08	215.00
399-	167.50-235.00	189.76	235.00	299-	145.00-180.00	163.01	200.00

Stocker sale at: **Ottawa Livestock Exchange, November 10, 2016 – 197** Stockers

Steers	Price Range	Average	Top	Heifers	Price Range	Average	Top
700-799	120.00-174.00	151.38	174.00	600-699	143.00-174.00	159.14	174.00
600-699	127.00-187.00	169.32	187.00	500-599	130.00-172.00	151.60	177.00
500-599	152.00-189.00	178.65	190.00	400-499	133.00-175.00	159.37	179.00
400-499	162.00-198.00	183.72	198.00	300-399	150.00-169.00	161.75	169.00
399-	122.00-197.00	162.86	197.00				

ONTARIO STOCKER & FEEDER TRADE SPECIAL FALL SALES

Stocker sale at **Keady Livestock Market: November 4, 2016 – 803** calves- sold in owner lots-Local Calf Sale

Steers	Price Range	Average	Top	Heifers	Price Range	Average	Top
800-899	151.00-158.00	151.78	158.00	600-699	130.00-150.00	143.82	164.00
700-799	155.00-185.25	171.33	185.25	500-599	140.00-190.00	168.33	198.00
600-699	170.00-196.00	183.64	201.00	400-499	170.00-202.50	189.99	215.00
500-599	200.00-222.50	207.08	222.50	300-399	202.50-235.00	214.83	235.00
400-499	207.50-245.00	226.83	265.00	299-	225.00-245.00	232.50	245.00
399-	210.00-250.00	234.46	280.00				

Calves sold on a strong demand at prices \$5.00-\$10.00 cwt higher on most classes.

Stocker sale at: **Ontario Stockyards Inc., November 8, 2016 – 1,035** Stockers

Steers	Price Range	Average	Top	Heifers	Price Range	Average	Top
900-999	150.00-162.75	158.32	162.75	900+	87.00 (1 hd.)		
800-899	152.00-168.00	161.99	168.00	800-899	153.00 (3 hd.)		
700-799	171.25-186.25	178.26	190.00	700-799	152.00-185.25	163.67	185.25
600-699	175.00-194.50	185.16	195.00	600-699	158.50-174.00	165.18	174.50
500-599	174.00-208.00	190.00	219.00	500-599	148.00-180.25	166.96	220.00
400-499	169.00-211.00	190.25	224.00	400-499	154.00-191.00	173.30	211.00
300-399	180.00-238.00	222.54	238.00	300-399	140.00-182.50	158.88	195.00

A good quality offering of vaccinated calves sold actively at stronger prices

Stocker Sale at **Kawartha Lakes Community Sale Barn, November 9, 2016- 375** Stockers

Steers	Price Range	Average	Top	Heifers	Price Range	Average	Top
700-799	120.00-175.00	160.50	175.00	600-699	117.00-177.50	145.65	177.50
600-699	164.00-205.00	188.30	205.00	500-599	145.00-178.00	155.80	178.00
500-599	155.00-207.00	190.39	210.00	400-499	125.00-195.00	164.93	195.00
400-499	140.00-206.00	178.723	206.00	300-399			

All classes of cattle sold actively at steady prices.

ONTARIO BRED COW SALES

Keady Livestock Market, November 5, 2016- 132 Bred heifers (\$ per head)

	Exotic and Exotic X	British and British X
Top quality bred heifers	\$1700-\$2000	N/T
Avg quality bred heifers	\$1300-\$1600	

QUEBEC ELECTRONIC AUCTION MARKET (F.O.B. THE FEEDLOT)

	Price	Change from Last Week
On Thursday, November 3, 2016	211.00-212.75	-0.25

ALBERTA DIRECT TRADE

Week Ending Thursday, November 10, 2016

Steers	Live	N/A	Flat rail	N/A
Heifers	Live	N/A	Flat rail	N/A

U.S. TRADE (U.S. funds)

Week Ending Thursday, November 10, 2016

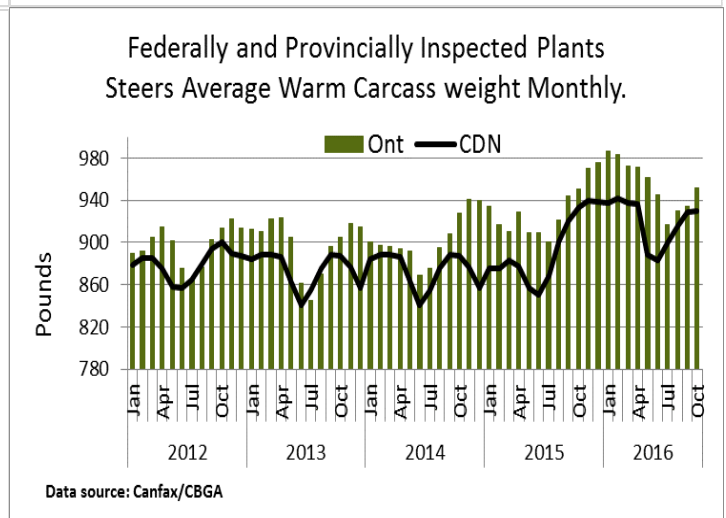
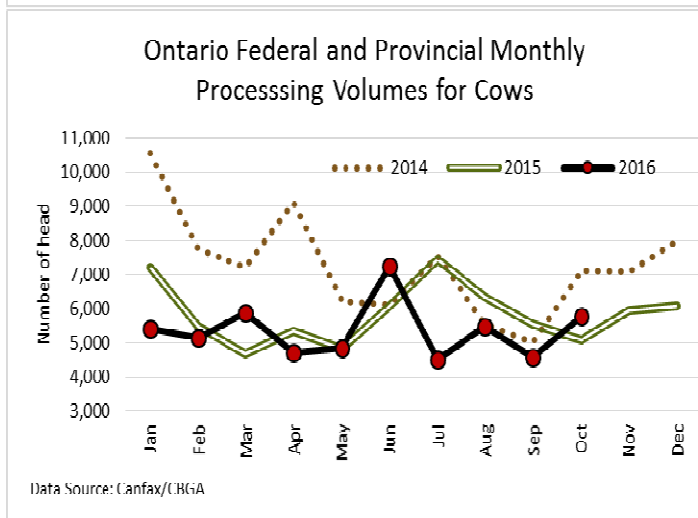
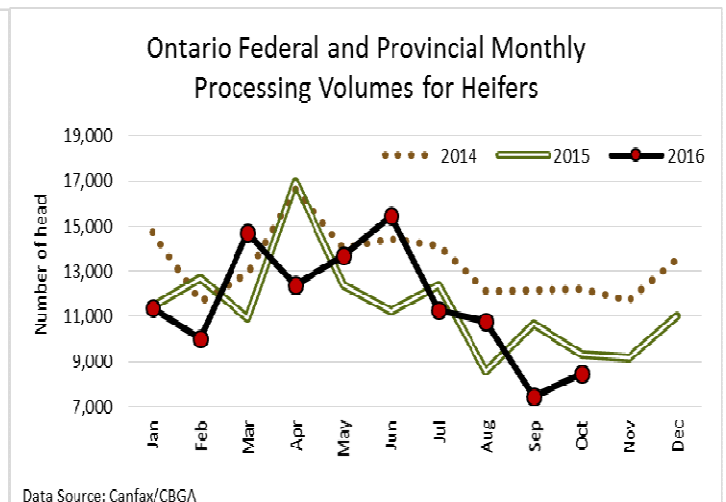
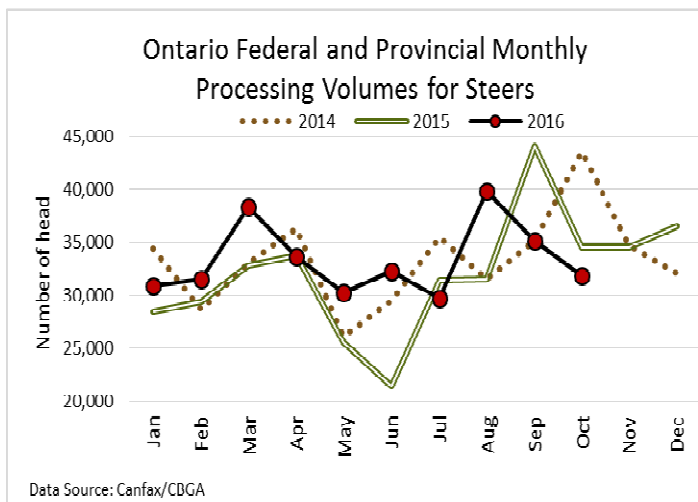
Choice and Select Steers and Heifers:	Live	N/T
	Rail	N/T

LIVE CATTLE EXPORTS-ONTARIO

	Week ending Oct. 22, 2016	Week ending Oct. 15, 2016	Year to Date
Total live slaughter cattle exported from Ontario to the U.S.	3,327	3,014	141,596
Steers & Heifers	671	822	33,263
Cows	1,989	1,768	89,255
Bulls	667	424	19,078

FEDERALLY INSPECTED CANADIAN PROCESSING

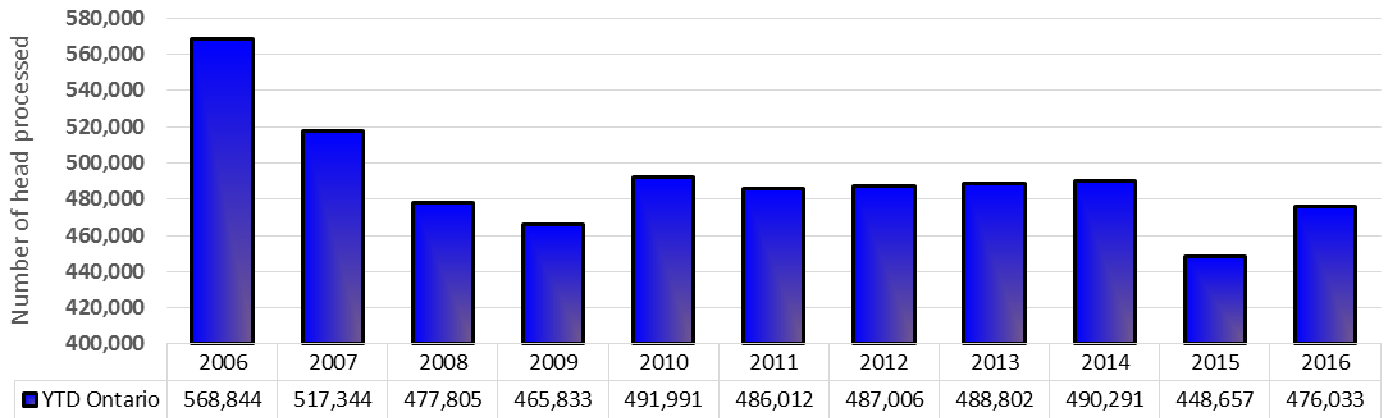
	Week Ending November 5, 2016	# of hd change from week ago	YTD	% Change (Week Ago)	% Change (Year Ago)
Grand Total	57,261	+3,803	2,195,423	+7%	+6%
Western Slaughter	44,848	+3,665	1,705,101	+9%	+6%
Eastern Slaughter	12,413	+138	490,322	+1%	+6%



AVERAGE CARCASS WEIGHTS – CANADA

	Steers	Heifers
November 5, 2016	928	835
October 29, 2016	923	839
November 7, 2015	941	852

Ontario Federally Inspected Processing Volumes As of November 5



Data Source: Canfax/CBGA

USDA ESTIMATED CATTLE KILL

	<i>Week Ending November 12, 2016</i>	<i>Previous Week</i>	<i>Year Ago</i>
Grand Total	610,000	606,000	558,000

CANADIAN BOXED BEEF CUT-OUT VALUES

Week Ending	AAA	AA
October 28, 2016	2.3142	2.2373
October 21, 2016	2.3177	2.3006
October 14, 2016	2.3700	2.3193

U.S. BOXED BEEF CUT-OUT VALUES (U.S. Funds)

	Choice 600-900	Select 600-699
Current five day average	186.29	171.28

LIVE CATTLE – CANADA

IMPORTS		<i>Import % change from 2015 YTD</i>	EXPORTS		<i>Export % change from 2015 YTD</i>
<i>Jan 1- Sep 30, 2016</i>			<i>Jan 1- Oct 29, 2016</i>		
Pure bred	2,653	-9%	Slaughter steers & heifers	257,229	+49%
Non-pure bred	11,837	-51%	Feeder steers & heifers	169,012	-39%
			Cows & Bulls	213,515	-9%

BEEF EXPORTS – CANADA

United States	<i>Change from last year YTD</i>	Mexico	<i>Change from 2015 YTD</i>
<i>Jan 1 – Sep 30</i>		<i>Jan 1 – Sep 30</i>	
Total 203,003 tonnes	+17% or +28,824 tonnes	11,657 tonnes	-23% or -3,530 tonnes

BEEF PRODUCTION – CANADA

	<i>Jan 1 – Nov 5</i>	<i>Last Year Same Time</i>	<i>% Change</i>	<i>Change in tonnes YTD</i>
Fed	783,163 tonnes	713,003 tonnes	+10%	+73,160
Non-fed	112,009 tonnes	96,984 tonnes	+15%	+15,025

BEEF IMPORTS – CANADA

	Jan 1 – Nov 5	Last Year Same Time	% Change	Change in tonnes YTD
United States	100,783 tonnes	106,891 tonnes	-6%	-6,108 tonnes
Non-NAFTA	51,005 tonnes	63,552 tonnes	-20%	-12,547 tonnes
Total	157,719 tonnes	172,607 tonnes	-9%	-14,888 tonnes

CHICAGO MERCANTILE EXCHANGE

Closing quotes on futures today were as follows:

Live Cattle			Feeder Cattle			Corn		Soybeans		Canadian \$				
\$/cwt US			\$/cwt US			\$/bu US	¢/bu	\$/bu US	¢/bu					
Dec	105.60	+1.10	Nov	125.72	+0.52	Dec	3.402	-3.2	Nov	9.784	-10.4	Spot	73.94	-0.48
Feb	106.30	+0.80	Jan	121.02	+0.70	Mar	3.490	-3.0	Jan	9.860	-12.0	Sep	73.83	-0.43
Apr	106.10	+0.80	Mar	117.45	+0.50	May	3.564	-2.6	Mar	9.944	-12.0	Dec	73.89	-0.44
Jun	97.90	+0.60	Apr	116.92	+0.37	Jul	3.640	-2.4	May	10.022	-11.4	Mar	73.96	-0.42
Aug	95.30	+0.52	May	116.07	+0.35	Sep	3.706	-2.4	Jul	10.080	-11.4	Jun	74.02	-0.43
Oct	96.25	+0.50	Aug	116.95	+0.35	Dec	3.794	-2.4	Aug	10.070	-11.2	Sep	74.09	-0.43

Beef Farmers of Ontario, 130 Malcolm Road, Guelph, ON N1K 1B1 Phone: (519) 824-0334 Fax: (519) 824-1930 or email: markets@ontariobeef.com

ONTARIO STOCKER & FEEDER TRADE SPECIAL FALL SALES

12-Nov	1:00 pm	Maple Hill Auctions Ltd	Local Bred Heifer Sale
13-Nov	1:00 pm	Kawartha Lakes Community Sale Barn	Pure Bred Simmental Sale
14-Nov	10:00 am	Brussels Livestock	Bred Cow, Vaccinated Stockers & Angus Influence Sale
14-Nov	7:00 pm	Maple Hill Auctions Ltd	Stocker Sale
16-Nov	11:00 am	Kawartha Lakes Community Sale Barn	Peterborough/Victoria Counties-Stocker Sale
18-Nov	9:00 am	Keady Livestock Market	Local Calves-pre-weaned or right off cow
18-Nov	7:00 pm	Ontario Stockyards Inc	Bred Cow & Cow/Calf Pair Sale
19-Nov	11:00 am	Denfield Livestock Exchange	Stockers, Bred Cows & Cow/Calf Pairs
22-Nov	11:00 am	Ontario Stockyards Inc	All Vaccinated Sale
23-Nov	7:00 pm	Kawartha Lakes Community Sale Barn	Evening Bred Cow Sale
25-Nov	11:00 am	Community Livestock Exchange	Quinte Cattlemen's Assoc.-Vaccinated/farm fresh
25-Nov	5:00 pm	Keady Livestock Market	Bred Cow & Heifer Sale
30-Nov	11:00 am	Kawartha Lakes Community Sale Barn	Stocker Sale
30-Nov	2:00 pm	Vankleek Hill Livestock Exchange	Stocker Sale

Comments for the week ending November 10, 2016

There were 544 fed steers and heifers sold through Ontario auction markets this week which is just 15 less than last week and down just 16 head from last year at this time. Fed steers ranged from \$119.63-\$127.67 averaging \$124.42 up \$0.63 from last week and \$36.22 below year ago prices. Heifers sold from \$114.13-\$127.98 averaging \$121.97 down \$2.36 from last week and \$34.93 below year ago prices. Auction market reports ranged from steady and strong, up \$1.00, to actively at mostly steady prices. The market ended the week on a firm tone.

Ontario railgrade prices started out the week fully steady to the end of previous one, from \$214.00-\$216.00 dressed for steers and \$213.00-\$215.00 for heifers, and held at these prices until Wednesday where the spread widened to \$212.00-\$216.00 for steers and \$211.00-\$215.00 for heifers. Sales this week were for delivery anywhere from next week into the week of November 28th. Prices averaged fully steady to last week and \$61.75 lower than year ago prices.

2,513 cull cows came to market this week down 330 head from last week and 68 less than last year at this time. Cull cows ranged from \$57.49-\$79.23 averaging \$67.86 down \$1.40 from last week and \$18.76 below year ago prices. Auction markets reported trade as steady for the early part of the week but as the week progressed, the market went from barely steady to under pressure at prices \$2.00-\$3.00 cwt lower. By the end of the week trade was steady to strong.

Stocker and feeder cattle numbers continue to seasonally decline at auction markets with 6,232 head sold this week down 2,609 from last week but 1,499 less than this time last year. Auction markets reported trade as active on good demand with prices steady to strong on all classes, with just the top quality local calves reported as trading \$5.00-\$10.00 cwt higher. Actual average prices this week for steers 400-500 lbs averaged \$1.39 lower, 500-600 lbs were up \$3.16, 600-700 lbs up \$2.84, 700-800 lbs up \$0.33, 800-900 lbs up \$0.09, 900-1000 lbs down \$6.32 and steers over 1000 lbs averaged \$8.08 higher than last week on average. Heifers weighing from 300-400 lbs were up by \$1.43 from last week on average, 400-500 lbs up \$1.17, 500-600 lbs down \$0.79, 600-700 lbs up \$3.03, 700-800 lbs up \$1.81, 800-900 lbs up \$6.38 and heifers over 900 lbs averaged \$0.98 lower than last week's prices.

The Quebec Electronic Market for Wednesday ranged from \$211.00-\$212.75 dressed, averaging \$0.25 lower than last week on average.

Alberta direct trade as of Thursday afternoon was reported to be at a "standoff". No sales had been reported as of Thursday afternoon. Canfax will collect results from any trade on Thursday evening and Friday, and release the prices on Monday as they are closed for Remembrance Day. Canfax noted on Thursday: "dressed bids have been reported from 227.00-228.00 delivered. Initial bids are steady to 6.00 lower than the previous week. Live bids have been reported in the mid to upper 130's, bids are 1.50 lower than last week's weighted average price."

The US cash cattle trade for the week ending November 4th, reported by the USDA Mandatory Price Report, saw live sales range from \$100.00-\$105.00 with steers averaging \$104.31 and heifers \$104.58 which is fully steady to the previous week on average. On the rail steers and heifers sold from \$160.00-\$166.00 dressed with steers averaging \$162.24 down \$1.38 from the previous week, while heifers averaged \$162.63 down \$1.07. At time of reporting Friday am, this week's trade remains untested. The market was very quiet early week as both sides sat back and waited until after the election was over to find direction. A few bids have surfaced at \$101.00 live in the south and \$160.00-\$162.00 dressed in the north but no selling interest has been noted. Asking prices are holding firm at \$106.00-\$107.00 live in the south and \$165.00 plus dressed in the north. Packer interest should improve as the day progresses, however trade could also be delayed until late today and into the evening, if sellers hold out for at steady to stronger prices.

On the U.S. Fed Cattle Exchange (online auction) on Wednesday there were 10,947 head sold. The sales generated this week were down \$1.00-\$2.00 from the previous Wednesday ranging from \$102.25-\$104.25 live compared to the previous week at \$103.75-\$106.00.