



Weekly Market Information Report for the week ending Thursday, November 24, 2016

The following information is collected from various sources and disseminated by Beef Farmers of Ontario.

ONTARIO DIRECT TO PACKER RAILGRADE CATTLE TRADE

Prices are on a carcass weight basis before grade and weight discounts. Weekly Range:

A Grade Steers	215.00-220.00
A Grade Heifers	214.00-219.00

ONTARIO LIVE CATTLE TRADE

Ontario auction sales this week saw weighted average price ranges for:

FED CATTLE	Volume	Price Range	Average	Top	Last Week Avg
Large Frame Steers +1250	160	117.19-133.19	128.20	140.00	125.94
Medium Frame Steers +1250	152	121.02-135.58	129.42	146.25	127.27
Large & Medium Frame Steers +1250	312	119.17-134.25	128.92	146.25	126.90
Large Frame Heifers +1000	127	109.29-132.51	124.84	148.00	126.18
Medium Frame Heifers +1000	100	115.29-129.77	122.98	141.00	122.00
Large & Medium Frame Heifers +1000	227	112.86-132.78	125.29	148.00	124.15
Cows - All Weights	2,888	58.60-80.42	69.45	117.99	68.64
Bulls - All Weights	189	88.14-106.12	97.02	189.99	96.70

STOCKERS - Large and Medium Frame

STEERS	Volume	Price Range	Average	Top	Last Week Avg
1000+	446	144.26-169.00	158.70	179.00	161.58
900-999	194	152.22-175.45	165.36	179.25	170.00
800-899	178	142.61-177.87	163.86	185.00	162.21
700-799	376	153.64-180.72	171.04	195.50	163.77
600-699	1,055	166.97-194.41	183.03	205.00	175.70
500-599	928	172.78-209.46	192.90	225.00	181.64
400-499	483	180.96-219.10	203.03	232.50	192.58
-399	156	170.86-224.60	200.42	252.00	194.51

HEIFERS	Volume	Price Range	Average	Top	Last Week Avg
+900	448	129.35-157.53	145.49	166.50	135.60
800-899	204	139.91-161.05	151.21	165.50	146.01
700-799	252	133.43-161.45	148.59	181.00	143.70
600-699	521	143.13-171.95	158.90	192.62	150.21
500-599	753	148.64-180.59	167.04	195.00	159.30
400-499	446	155.37-188.84	172.88	210.00	172.01
300-399	130	148.88-190.62	172.60	225.00	184.64
-299	27	142.11-167.35	157.93	247.50	172.33

At Kawartha Lakes Community Sale Barn, November 19, 2016 – 107 Cows, 8 bulls, 67 Stockers & 54 Veal

	Price Range	Avg.	Top
Cows	61.00-78.00	67.84	82.00
Bulls over 1600 lbs	89.50-108.00	97.45	108.00
Bulls under 1600 lbs	99.50-108.00	103.70	108.00
Veal over 600 lbs	89.00-128.00	109.84	128.00
Veal 125 lbs & less	32.50-270.00	70.56	270.00

Denfield Livestock Exchange Inc., November 22, 2016: 101 Fed Cattle, 40 Veal, 7 Bulls, 102 Cows & 94 Drop Calves

	Price Range	Top		Price Range	Top
Choice steers	130.00-135.00	146.00	Good beef cows	75.00-85.00	
Good steers	125.00-130.00		Good Holstein cows	70.00-80.00	
Choice heifers	130.00-135.00		D1 & D2 Cows	60.00-70.00	
Good heifers	125.00-130.00		D3 & D4 Cows	50.00-60.00	
Good Holstein veal	130.00-140.00		Choice drop calves	\$150.00-\$200.00	\$510.00/hd
Plain & heavy veal	125.00-130.00		Good drop calves	\$100.00-\$150.00/hd	
Good beef bulls	97.00-110.00		Plain & Newborns	\$50.00-\$100.00/hd	

At Renfrew Pontiac Livestock Ltd.: November 22, 2016 – 10 Replacement Calves, 74 Cows & 10 Bulls

	Price Range	Top
Replacement Calves	\$30.00-\$75.00/hd	\$102.00/hd
Cows D1 & D2	79.00-85.00	99.00
Cows D3	71.00-79.00	
Cows D4	63.00-70.00	
Bulls	98.00-103.00	113.00

At Aylmer Stockyards Inc.: November 23, 2016 – 62 Veal, 183 Cows, 12 Fed Cattle, 2 bulls, 19 Stockers

	Price Range	Avg.	Top
Cows	47.49-90.00	72.49	90.00
Veal over 600 lbs	107.00-164.99	131.60	164.99
Dollar Calves	\$50.00-\$200.00/hd	125.00/hd	

ONTARIO STOCKER & FEEDER TRADE

Stocker sale at Brussels Livestock: November 18, 2016 – 1,305 stockers

Steers	Price Range	Average	Top	Heifers	Price Range	Average	Top
1000+ lbs	129.50-170.00	157.40	170.00	+900 lbs	140.00-156.50	147.44	156.50
900-999	159.00-179.25	169.40	179.25	800-899	147.00-165.50	154.70	165.50
800-899	158.00-185.00	175.47	185.00	700-799	132.00-167.00	149.87	167.00
700-799	165.00-180.50	174.88	180.50	600-699	134.00-159.00	151.03	166.00
600-699	163.00-184.50	176.36	195.00	500-599	143.00-173.00	162.22	190.00
500-599	174.00-204.00	187.71	210.00	400-499	149.00-175.00	165.33	210.00
400-499	197.00-216.00	207.24	216.00	300-399	160.00-197.00	179.06	225.00
399-	190.00-220.00	204.82	220.00	299-	165.00-172.00	167.33	172.00

Stocker sale at: Community Livestock Exchange: November 22, 2016 – 283 Stockers

Steers	Price Range	Average	Top	Heifers	Price Range	Average	Top
700-799	112.00-168.99	150.60	168.99	700-799	90.00-145.99	127.89	145.99
600-699	117.99-191.50	167.90	191.50	600-699	94.99-160.00	131.60	160.00
500-599	110.00-208.00	174.70	208.00	500-599	106.00-169.99	154.69	169.99
400-499	160.00-225.00	197.50	225.00	400-499	131.00-200.99	160.69	200.99
399-	102.49-214.00	153.89	214.00				

Stocker sale at: Keady Livestock Market: November 22, 2016 – 357 Stockers

Steers	Price Range	Average	Top	Heifers	Price Range	Average	Top
1000+	153.50-168.00	162.00	168.00	900+	132.00-161.25	153.25	161.25
800-899	44.00-172.00	129.59	175.00	800-899	122.50-150.00	144.44	150.00
700-799	147.50-177.00	165.31	177.00	700-799	143.00-151.00	149.86	151.00
600-699	165.00-191.00	179.80	191.00	600-699	147.50-158.00	150.43	178.00
500-599	170.00-206.00	189.33	222.00	500-599	150.00-184.00	166.44	184.00
400-499	175.00-215.00	207.04	215.00	400-499	160.00-192.00	174.82	200.00
399-	222.50-227.50	224.58	227.50	300-399	175.00-198.00	185.21	198.00
				299-	167.50-185.00	173.33	185.00

Stocker sale at: **Renfrew Pontiac Livestock: November 22, 2016 – 235** Stockers

Steers	Price Range	Average	Top	Heifers	Price Range	Average	Top
700-799	117.50-157.00	149.19	157.00	600-699	100.00-183.00	151.89	183.00
600-699	139.99-199.50	181.80	199.50	500-599	107.49-175.00	153.20	175.00
500-599	122.50-206.99	181.29	206.99	400-499	139.99-175.00	160.80	175.00
400-499	137.50-208.49	193.10	208.49	399-	155.00-185.00	173.39	185.00
399-	171.99-204.99	181.40	204.99				

Stocker sale at **Ontario Livestock Exchange: November 23, 2016 – 455** Stockers

Steers	Price Range	Average	Top	Heifers	Price Range	Average	Top
1000+	164.00-179.00	172.82	179.00	900+	142.00-163.00	154.06	163.00
900-999	164.00-178.00	171.10	178.00				
800-899	181.00-185.00	183.00	185.00				
700-799	172.00-178.00	175.00	178.00				

Stocker sale at: **Ontario Livestock Exchange, November 24, 2016 – 310** Stockers

Steers	Price Range	Average	Top	Heifers	Price Range	Average	Top
700-799	110.00-175.50	156.43	175.50	700-799	92.00-150.00	120.96	151.00
600-699	165.00-188.00	177.29	205.00	600-699	136.00-152.00	143.76	156.00
500-599	147.50-180.00	164.90	210.00	500-599	147.00-174.00	160.87	174.00
400-499	152.50-177.50	160.50	205.00	400-499	142.50-180.00	158.08	180.00

Stocker sale at: **Ontario Stockyards Inc., November 24, 2016 – 1,183** Stockers

Steers	Price Range	Average	Top	Heifers	Price Range	Average	Top
1000+	99.00-155.25	129.86	162.00	900+	106.00-166.50	145.86	166.50
900-999	140.00-169.00	158.23	169.00	800-899	135.00-162.50	153.16	162.50
800-899	162.25-182.75	172.19	182.75	700-799	147.25-171.50	159.26	173.00
700-799	156.00-184.50	171.82	195.50	600-699	145.00-178.00	163.21	180.00
600-699	171.00-199.00	186.17	199.50	500-599	151.00-181.00	165.98	192.00
500-599	175.00-216.00	197.08	225.00	400-499	148.00-190.00	168.73	206.00
400-499	187.50-232.00	210.72	232.00	300-399	140.00-205.00	167.58	225.00
399-	201.00-245.00	218.82	252.00	299-	120.00-170.00	154.17	227.00

Stocker sale at: **Ottawa Livestock Exchange, November 24, 2016 – 430** Stockers

Steers	Price Range	Average	Top	Heifers	Price Range	Average	Top
700-799	132.00-186.00	158.68	186.00	800-899	148.00-158.00	152.60	158.00
600-699	148.00-196.00	173.13	204.00	700-799	121.00-147.00	134.70	158.00
500-599	165.00-210.00	181.44	213.00	600-699	144.00-174.00	158.92	185.00
400-499	156.00-206.00	182.60	206.00	500-599	140.00-179.00	161.73	185.00
399-	117.00-212.00	179.29	212.00	400-499	144.00-178.00	163.35	180.00
				300-399	132.00-182.00	166.05	188.00
				299-	127.00-150.00	141.40	170.00

ONTARIO STOCKER & FEEDER TRADE SPECIAL FALL SALES

Stocker sale at **Keady Livestock Market, November 18, 2016 - 924** Local calves

Steers	Price Range	Average	Top	Heifers	Price Range	Average	Top
700-799	174.00-184.00	180.46	184.00	600-699	150.00-177.50	162.23	177.50
600-699	178.00-196.00	188.20	196.00	500-599	154.00-185.00	172.06	195.00
500-599	183.00-204.00	195.16	218.00	400-499	170.50-200.50	185.41	200.50
400-499	191.00-229.00	212.33	232.50	300-399	175.00-192.50	186.31	198.00
399-	197.50-242.50	227.60	242.50				

Calves sold on a strong active trade with prices \$3.00-\$5.00 higher.

Stocker sale at: **Denfield Livestock Exchange, November 19, 2016 – 378 Stockers**

Steers	Price Range	Heifers	Price Range
800-899	142.00-181.00	900+	144.00-158.00
600-699	162.00-195.00	800-899	149.00-162.00
500-599	164.00-201.00	700-799	160.00-174.00
400-499	175.00-215.00	600-699	170.00-187.00
399-	197.00-225.00	500-599	160.00-212.00
		400-499	170.00-215.00
		300-399	175.00-230.00

Stocker sale at: **Ontario Stockyards Inc., November 22, 2016 – 978 Stockers**

Steers	Price Range	Average	Top	Heifers	Price Range	Average	Top
1000+	140.50-150.00	144.54	150.00	900+	129.00-134.00	131.47	149.00
900-999	137.00-163.00	149.93	163.00	800-899	152.00-153.00	152.65	153.00
800-899	165.00-176.50	174.65	176.50	700-799	157.00-181.00	169.19	181.00
700-799	164.50-187.50	182.10	187.50	600-699	161.00-182.00	172.09	190.00
600-699	175.00-198.50	187.96	199.00	500-599	167.00-188.50	177.83	195.00
500-599	193.00-224.25	209.61	224.25	400-499	166.00-190.00	179.95	204.00
400-499	197.50-226.00	212.61	232.00	300-399	125.00-185.00	168.11	215.00
399-	187.50-211.00	199.00	230.00				

A good active trade with prices steady to stronger.

ONTARIO BRED COW SALES- priced per head/pair

Ontario Stockyards Inc, November 18, 2016- 260 Bred cows, 30 Cow calf pairs

	Exotic and Exotic X	British and British X
Top quality bred cows	\$1500-\$1800	N/T
Avg quality bred cows	\$1200-\$1500	\$1200-\$1400
Top quality cow/calf pairs	N/T	N/T
Avg quality cow/calf pairs	\$1300-\$1600	\$1100-\$1300

A large selection of medium to good quality cows and cow/calf pairs traded actively!

Keady Livestock Market, November 19, 2016- 115 Bred cows, 15 Cow calf pairs, 5 Breeder bulls

	Exotic and Exotic X	British and British X
Top quality bred cows	\$1700-\$2250	N/T
Avg quality bred cows	\$1500-\$1800	N/T
Top quality cow/calf pairs	\$1900-\$2250	N/T
Avg quality cow/calf pairs	\$1300-\$1800	N/T
Breeder Bulls	\$1900-\$3750	

An exceptional herd of cows from the estate of Fred Urbshott sold to 30 different buyers.

Denfield Livestock Exchange, November 19, 2016, 209 Bred Cows, 20 Cow/Calf Pairs

	Exotic and Exotic X	British and British X
Top quality bred cows	\$1300-\$1900	\$1300-\$1600
Avg quality bred cows	\$1000-\$1200	\$950-\$1200
Top quality cow/calf pairs	\$1600-\$2100	\$1500-\$1800
Avg quality cow/calf pairs	\$1400-\$1700	\$1200-\$1500

Kawartha Lakes Community Sale Barn, November 23, 2016- 220 bred cows, 20 cow/calf pairs

	Exotic and Exotic X	British and British X
Top quality bred cows	\$1700-\$2100	\$1400-\$1700
Avg quality bred cows	\$1200-\$1500	\$1000-\$1200
Top quality cow/calf pairs	\$1800-\$2200	N/T
Avg quality cow/calf pairs	\$1500-\$1750	N/T

A good quality offering of bred cows and heifers sold actively on a good demand.

QUEBEC ELECTRONIC AUCTION MARKET (F.O.B. THE FEEDLOT)

On Thursday, November 17, 2016 Price 213.50-215.00 Change from Last Week +2.82

ALBERTA DIRECT TRADE

Week Ending Thursday, November 24, 2016

Steers	Live	145.00-146.00	Flat rail	240.00-242.00
Heifers	Live	N/A	Flat rail	242.00-243.00

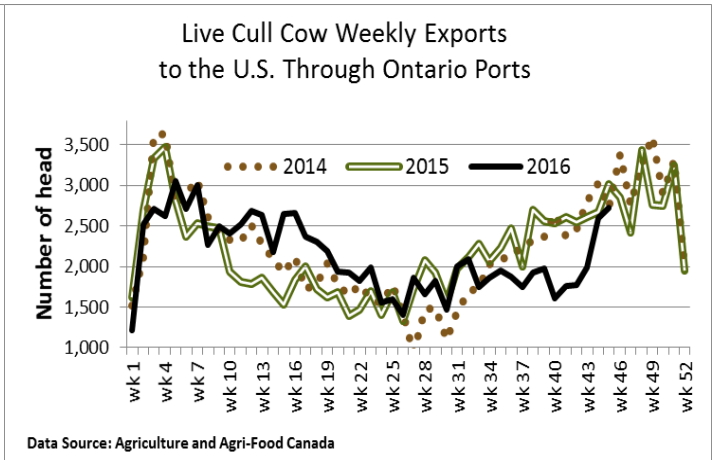
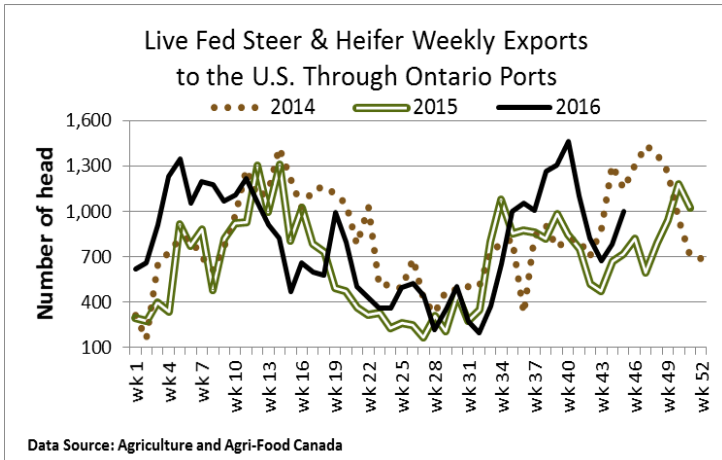
U.S. TRADE (U.S. funds)

Week Ending Thursday, November 24, 2016

Choice and Select Steers and Heifers:	Live	106.00-113.50
	Rail	168.00-177.00

LIVE CATTLE EXPORTS-ONTARIO

	Week ending Nov 5, 2016	Week ending Oct. 29, 2016	Year to Date
Total live slaughter cattle exported from Ontario to the U.S.	4,237	4,009	149,842
Steers & Heifers	1,002	785	35,050
Cows	2,728	2,602	94,585
Bulls	507	622	20,207



FEDERALLY INSPECTED CANADIAN PROCESSING

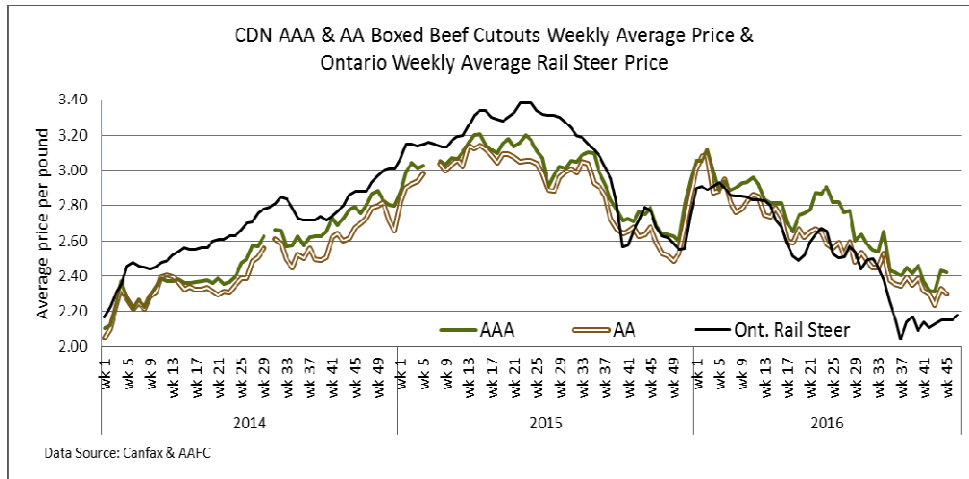
	Week Ending November 19, 2016	# of hd change from week ago	YTD	% Change (Week Ago)	% Change (Year Ago)
Grand Total	52,797	-3,573	2,361,851	-6%	+6%
Western Slaughter	40,180	-3,861	1,834,170	-9%	+7%
Eastern Slaughter	12,617	+288	527,681	+2%	+6%

AVERAGE CARCASS WEIGHTS – CANADA

	Steers	Heifers
November 19, 2016	935	862
November 12, 2016	933	848
November 21, 2015	951	854

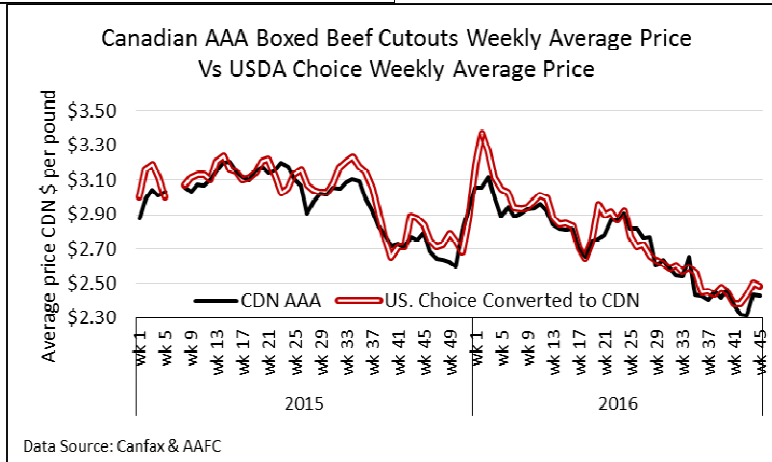
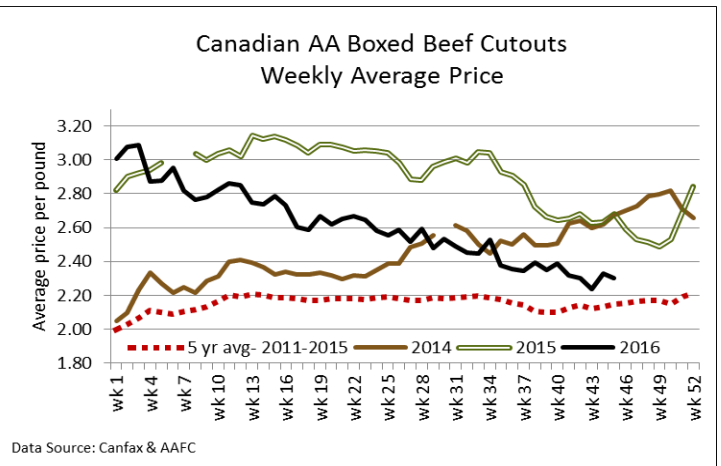
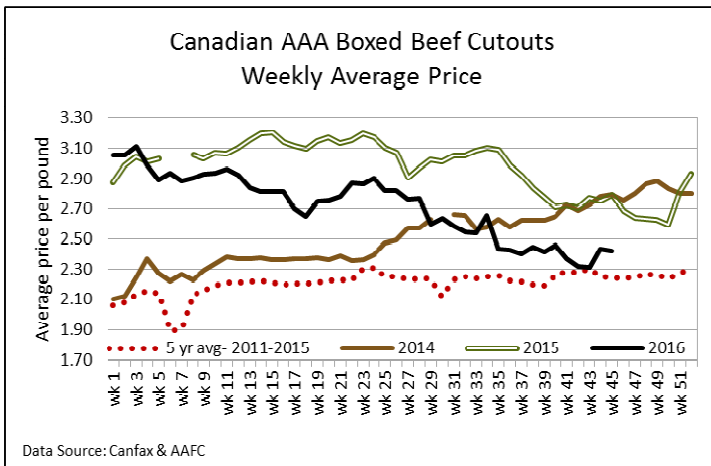
USDA ESTIMATED CATTLE KILL

	Week Ending November 26, 2016	Previous Week	Year Ago
Grand Total	N/A	N/A	N/A



CANADIAN BOXED BEEF CUT-OUT VALUES

Week Ending	AAA	AA
November 11, 2016	2.4237	2.3010
November 4, 2016	2.4344	2.3303
October 28, 2016	2.3142	2.2373



U.S. BOXED BEEF CUT-OUT VALUES (U.S. Funds)

	Choice 600-900	Select 600-699
Current five day average	184.56	168.43

LIVE CATTLE – CANADA

IMPORTS			Import % change from 2015 YTD	EXPORTS			Export % change from 2015 YTD
Jan 1- Sep 30, 2016				Jan 1- Nov 12, 2016			
Pure bred	2,653		-9%	Slaughter steers & heifers	272,207		+51%
Non-pure bred	11,837		-51%	Feeder steers & heifers	173,227		-39%
				Cows & Bulls	226,052		-9%

BEEF EXPORTS – CANADA

United States		Change from last year YTD	Mexico	Change from 2015 YTD
Jan 1 – Sep 30			Jan 1 – Sep 30	
Total	203,003 tonnes	+17% or +28,824 tonnes	11,657 tonnes	-23% or -3,530 tonnes

BEEF PRODUCTION – CANADA

	Jan 1 – Nov 19	Last Year Same Time	% Change	Change in tonnes YTD
Fed	818,367 tonnes	747,885 tonnes	+9%	+70,482
Non-fed	119,654 tonnes	101,951 tonnes	+17%	+17,703

BEEF IMPORTS – CANADA

	Jan 1 – Nov 19	Last Year Same Time	% Change	Change in tonnes YTD
United States	107,371 tonnes	111,900 tonnes	-4%	-4,529 tonnes
Non-NAFTA	52,797 tonnes	64,963 tonnes	-20%	-12,166 tonnes
Total	166,337 tonnes	180,334 tonnes	-8%	-13,997 tonnes

CHICAGO MERCANTILE EXCHANGE

Closing quotes on futures today were as follows:

Live Cattle			Feeder Cattle			Corn		Soybeans		Canadian \$				
\$/cwt US			\$/cwt US			\$/bu US		¢/bu						
Dec	110.75	+1.07	Jan	127.22	+2.32	Dec	3.492	-1.4	Jan	10.460	+11.6	Spot	73.96	-0.18
Feb	112.20	+1.40	Mar	123.35	+2.47	Mar	3.582	-1.0	Mar	10.544	+11.4	Sep	73.98	-0.15
Apr	111.57	+1.17	Apr	122.75	+2.30	May	3.652	-0.6	May	10.602	+11.2	Dec	74.06	-0.15
Jun	102.07	+0.67	May	121.65	+1.97	Jul	3.730	-0.2	Jul	10.644	+10.6	Mar	74.14	-0.15
Aug	98.35	+0.45	Aug	122.30	+2.05	Sep	3.794	-0.2	Aug	10.610	+10.2	Jun	74.23	-0.14
Oct	98.40	+0.20	Sep	120.40	+1.90	Dec	3.874	-0.2	Sep	10.420	+10.0	Sep	74.33	-0.14

Beef Farmers of Ontario, 130 Malcolm Road, Guelph, ON N1K 1B1 Phone: (519) 824-0334 Fax: (519) 824-1930 or email: markets@ontariobeef.com

ONTARIO STOCKER & FEEDER TRADE SPECIAL FALL SALES

30-Nov	11:00 am	Kawartha Lakes Community Sale Barn	Stocker Sale
30-Nov	2:00 pm	Vankleek Hill Livestock Exchange	Stocker Sale
02-Dec	5:00 pm	Keady Livestock Market	Bred Cow & Heifer Sale
08-Dec	11:00 am	Ontario Stockyards Inc	Fall Yearling Sale (in conjunction with regular sale)
10-Dec	11:00 am	Denfield Livestock Exchange	Stockers, Bred Cows & Cow/Calf Pairs
14-Dec	11:00 am	Kawartha Lakes Community Sale Barn	Stocker Sale

Comments for the week ending November 24, 2016

539 fed steers and heifers sold through auction markets this week, down 152 head from last week and 84 less than last year at this time. Fed steers traded from \$119.17-\$134.25 averaging \$128.92 up \$2.02 from last week and \$26.79 below year ago prices. Fed heifers sold from \$112.86-\$132.78 averaging \$125.29 up \$1.14 from last week, and \$27.29 lower than last year at this time. Auction markets all reported a good demand with active trading and prices anywhere from \$1.00-\$3.00 higher with one report of up to \$4.00 stronger in spots. Extra fancy cattle were selling at a premium with sales this week topping the market at \$146.25 for steers and \$148.00 for heifers.

Direct to packer sales this week saw prices improve as the week progressed. Steers started out the previous Friday steady from \$215.00-\$216.00 dressed, while heifers were \$214.00-\$215.00. By Monday prices had improved to \$218.00-\$220.00 dressed for steers and \$217.00-\$219.00 for heifers, with delivery varying from this week to the week of December 5th. This week's prices averaged \$3.00 higher than last week and \$45.00 below year ago prices. Producer price reports were light this week as many are holding cattle back, waiting for better prices.

Exports of fed steers and heifers to the US through Ontario ports as of November 5, 2016 total 35,634 head, which is up 6,413 head from last year at this time, and just 97 head less than November 5, 2014. Cull cow exports to the US through Ontario ports as of November 5, 2016 total 95,867 head, down 1,211 from this time in 2015 and just 505 less than November 5, 2014.

Larger receipts of cull cows came to market this week with auction markets selling 2,888 head, up 171 from last week and 151 more than one year ago. Cull cows traded from \$58.60-\$80.42 averaging \$69.45 up \$0.81 from last week, and just \$9.38 below year ago prices. Auction markets reported trade as steady to fully steady on good demand.

Slightly larger receipts of stocker and feeder cattle sold through auction markets this week at 6,597 head, up 194 from last week, but 150 below last year at this time. Currently, there has been a total of 222,816 stocker cattle sold through auction markets YTD, down 909 head from this time last year and 13,935 less than the same time in 2014. This could change though, as prices are starting to improve, which could result in producers shipping cattle that they have been holding back, waiting for prices to increase. Statistics Canada's estimated volume of calves under 1 year on Ontario farms at 488,800 head as of July 1, 2016 which is up from the July 1, 2015 estimate of 474,200 head. Auction markets reported this week's trade as steady to strong with calves up \$2.00-\$5.00 and yearlings steady to strong, with just one report of prices up \$3.00-\$5.00 early this week. By week's end trade was fully steady to the week's advances. Actual average prices this week saw steers 400-500 lbs averaging \$10.45 higher than last week, 500-600 lbs up \$11.26, 600-700 lbs up \$7.33, 700-800 lbs up \$7.27, 800-900 lbs up \$1.65, 900-1000 lbs down \$4.64 and steers over 1000 lbs averaged \$2.88 below last week on average. Heifers 300-400 lbs averaged \$12.04 lower than last week, 400-500 lbs up \$0.87, 500-600 lbs up \$7.74, 600-700 lbs up \$8.69, 700-800 lbs up \$4.87, 800-900 lbs up \$5.20 and heifers over 900 lbs averaged \$9.89 higher than last week on average.

The Quebec Electronic Market for Wednesday ranged from \$213.50-\$215.00 dressed, averaging \$2.82 higher than last week on average.

Alberta direct trade was stronger again this week with Canfax reporting live steers from \$145.00-\$146.00 up \$3.21 from last week on average. Steers sold from \$240.00-\$242.00 on a dressed basis averaging \$3.44 stronger than last week on average. Heifers sold from \$242.00-\$243.00 dressed up \$5.91 on average. Canfax reports: "Fed prices have strengthened for six consecutive weeks now. Most of the cattle that traded this week were being scheduled for the first week of December delivery."

The US cash cattle trade this week, saw both buyers and sellers manage to complete this week's business on Wednesday, ahead of the Thanksgiving Holiday on Thursday. The USDA Mandatory Report lists live sales from \$106.00-\$113.50, with steers averaging \$111.06 up \$3.15 from last week, while heifers averaged \$110.99 up \$2.71. On the rail steers and heifers sold from \$168.00-\$177.00, with steers averaging \$172.91 up \$2.99 from last week's weighted average, while heifers averaged \$172.90 up \$2.89. Today the market is quiet and it appears that it will stay that way until next week.