



Weekly Market Information Report for the week ending Thursday, December 1, 2016

The following information is collected from various sources and disseminated by Beef Farmers of Ontario.

ONTARIO DIRECT TO PACKER RAILGRADE CATTLE TRADE

Prices are on a carcass weight basis before grade and weight discounts. Weekly Range:

A Grade Steers	220.00-229.00
A Grade Heifers	219.00-228.00

ONTARIO LIVE CATTLE TRADE

Ontario auction sales this week saw weighted average price ranges for:

FED CATTLE	Volume	Price Range	Average	Top	Last Week Avg
Large Frame Steers +1250	170	113.56-138.07	128.93	145.00	128.20
Medium Frame Steers +1250	101	120.99-136.87	132.00	141.50	129.42
Large & Medium Frame Steers +1250	271	117.96-138.22	131.13	145.00	128.92
Large Frame Heifers +1000	197	118.65-140.12	131.63	157.00	124.84
Medium Frame Heifers +1000	168	120.93-139.06	131.82	145.50	122.98
Large & Medium Frame Heifers +1000	362	118.76-141.27	132.21	157.00	125.29
Cows - All Weights	3,188	56.80-80.40	67.65	115.50	69.45
Bulls - All Weights	198	84.34-103.20	93.56	132.00	97.02

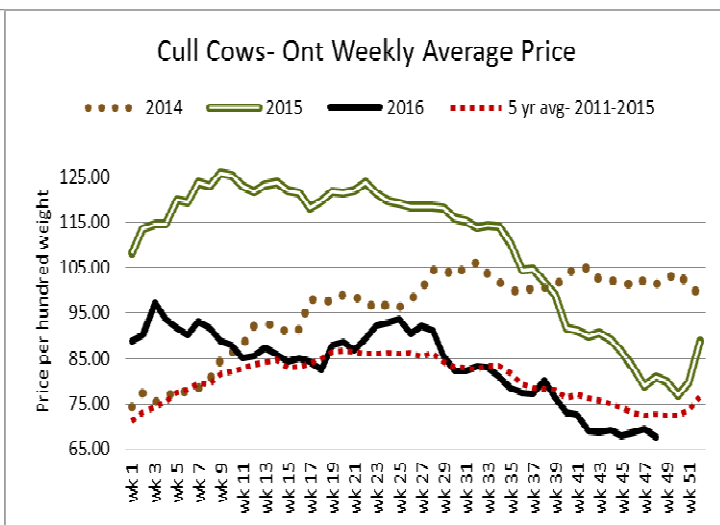
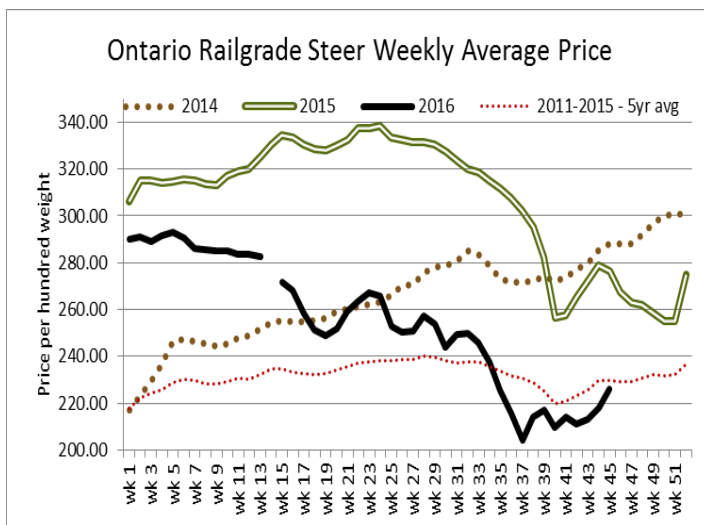
STOCKERS - Large and Medium Frame

STEERS	Volume	Price Range	Average	Top	Last Week Avg
1000+	777	150.31-178.64	164.73	184.50	158.70
900-999	394	164.34-183.72	177.69	190.25	165.36
800-899	258	151.03-182.44	169.83	197.00	163.86
700-799	559	141.54-187.72	171.13	202.00	171.04
600-699	1,052	142.54-200.65	176.78	214.00	183.03
500-599	1,074	153.33-214.51	187.70	236.00	192.90
400-499	645	154.63-219.35	192.66	241.00	203.03
-399	193	153.41-213.63	187.97	245.00	200.42

HEIFERS	Volume	Price Range	Average	Top	Last Week Avg
+900	406	127.35-152.97	140.34	165.99	145.49
800-899	326	127.84-165.53	155.28	179.20	151.21
700-799	303	121.71-161.52	144.55	182.00	148.59
600-699	721	130.94-171.70	154.33	190.99	158.90
500-599	1,037	132.21-178.64	160.40	230.00	167.04
400-499	707	144.91-187.98	170.08	206.00	172.88
300-399	220	142.09-191.70	168.52	207.00	172.60
-299	24	100.94-168.23	139.25	230.00	157.93

At Kawartha Lakes Community Sale Barn, November 26, 2016 – 208 Cows, 8 bulls, 100 Stockers & 75 Veal

	Price Range	Avg.	Top
Cows	60.00-76.00	67.04	112.00
Bulls over 1600 lbs	85.00-105.00	99.712	105.00
Bulls under 1600 lbs	89.00-105.00	97.26	105.00
Veal over 600 lbs	99.00-151.00	109.26	151.00
Veal 125-300 lbs	120.00-212.50	154.00	212.50



Denfield Livestock Exchange Inc., November 29, 2016: 155 Fed Cattle, 30 Veal, 11 Bulls, 99 Cows & 71 Drop Calves

	Price Range	Top		Price Range	Top
Choice steers	135.00-140.00	150.00	Good beef cows	70.00-80.00	107.00
Good steers	130.00-135.00		Good Holstein cows	70.00-75.00	
Choice heifers	135.00-140.00	147.25	D1 & D2 Cows	60.00-70.00	
Good heifers	130.00-135.00		D3 & D4 Cows	50.00-60.00	
Good Holstein veal	130.00-137.50		Choice drop calves	\$150.00-\$200.00	\$245.00
Plain & heavy veal	120.00-130.00		Good drop calves	\$100.00-\$150.00	
Good beef bulls	90.00-110.00	128.00	Plain & Newborns	\$50.00-\$100.00	

At Renfrew Pontiac Livestock Ltd.: November 29, 2016 – 5 Replacement Calves, 73 Cows & 9 Bulls

	Price Range	Top
Replacement Calves	\$40.00-\$80.00	\$102.00
Cows D1 & D2	78.00-87.00	100.00
Cows D3	70.00-78.00	
Cows D4	63.00-71.00	
Bulls	97.00-100.00	106.00

At Aylmer Stockyards Inc.: November 30, 2016 – 45 Veal, 155 Cows, 16 Fed Cattle, 2 bulls, 57 Stockers, 104 Drop Calves

	Price Range	Avg.	Top
Cows	45.00-97.99	71.29	97.99
Veal over 600 lbs	86.99-144.99	131.20	144.99
Dollar Calves	\$10.00-\$235.00/hd		

ONTARIO STOCKER & FEEDER TRADE

Stocker sale at **Brussels Livestock: November 25, 2016 – 1,533 stockers**

Steers	Price Range	Average	Top	Heifers	Price Range	Average	Top
1000+ lbs	148.00-179.50	161.29	179.50	+900 lbs	139.00-160.00	148.55	164.00
900-999	179.50-190.00	185.13	190.00	800-899	145.00-166.75	157.67	169.75
800-899	169.00-188.25	180.62	188.25	700-799	122.00-164.00	145.95	166.00
700-799	173.00-192.50	183.70	192.50	600-699	139.00-175.00	156.47	187.00
600-699	175.00-211.00	190.79	214.00	500-599	140.00-185.00	159.63	230.00
500-599	172.00-226.00	201.25	236.00	400-499	135.00-176.00	157.29	206.00
400-499	174.00-232.00	207.41	232.00	300-399	134.00-180.00	163.50	205.00
399-	206.00-237.00	217.89	237.00				

Stocker sale at **Temiskaming Livestock Sales: November 28, 2016 – 122** stockers

<i>Steers</i>	<i>Price Range</i>	<i>Average</i>	<i>Top</i>	<i>Heifers</i>	<i>Price Range</i>	<i>Average</i>	<i>Top</i>
600-699	130.00-170.00	146.19	170.00	600-699	129.00-160.00	148.08	160.00
500-599	141.00-175.00	158.59	182.00	400-499	150.00-160.00	154.00	160.00
400-499	169.00-195.00	184.34	195.00				
399-	146.00-171.00	153.29	178.00				

Stocker sale at **Vankleek Hill Livestock Exchange: November 28, 2016 – 100** stockers

<i>Steers</i>	<i>Price Range</i>	<i>Average</i>	<i>Top</i>	<i>Heifers</i>	<i>Price Range</i>	<i>Average</i>	<i>Top</i>
700-799	139.00-162.00	151.27	162.00	500-599	149.00-159.00	152.06	159.00
600-699	142.00-197.00	156.33	197.00	400-499	143.00-162.00	154.12	162.00
500-599	158.00-209.00	178.49	209.00				
400-499	162.00-203.00	187.14	203.00				

Stocker sale at: **Community Livestock Exchange: November 29, 2016 – 577** Stockers

<i>Steers</i>	<i>Price Range</i>	<i>Average</i>	<i>Top</i>	<i>Heifers</i>	<i>Price Range</i>	<i>Average</i>	<i>Top</i>
900-999	108.00-176.00	161.89	176.00	700-799	81.99-166.99	132.20	166.99
800-899	96.99-173.99	148.90	173.99	600-699	107.49-173.19	150.89	173.19
700-799	93.00-179.00	151.89	179.00	500-599	97.49-183.49	159.49	183.49
600-699	96.99-204.00	161.60	204.00	400-499	122.50-197.99	170.19	197.99
500-599	120.99-214.99	180.09	214.99	300-399	125.00-182.49	167.30	182.49
400-499	119.99-235.00	195.50	235.00				
399-	184.00-231.00	214.50	231.00				

Stocker sale at: **Keady Livestock Market: November 29, 2016 – 738** Stockers

<i>Steers</i>	<i>Price Range</i>	<i>Average</i>	<i>Top</i>	<i>Heifers</i>	<i>Price Range</i>	<i>Average</i>	<i>Top</i>
1000+	146.75-183.00	163.08	183.00	900+	91.00-137.50	122.04	137.50
900-999	180.25-190.25	186.16	190.25	800-899	127.00-145.00	136.39	145.00
800-899	168.00-197.00	186.78	197.00	700-799	139.00-142.50	141.76	152.50
700-799	176.00-199.00	191.77	199.00	600-699	150.00-185.00	170.95	185.00
600-699	180.00-211.00	196.60	211.00	500-599	162.50-185.50	175.07	188.00
500-599	182.50-212.00	199.49	224.00	400-499	175.00-206.00	194.28	206.00
400-499	205.00-241.00	226.85	241.00	300-399	165.00-190.00	170.44	190.00

Stocker sale at: **Renfrew Pontiac Livestock: November 29, 2016 – 735** Stockers

<i>Steers</i>	<i>Price Range</i>	<i>Average</i>	<i>Top</i>	<i>Heifers</i>	<i>Price Range</i>	<i>Average</i>	<i>Top</i>
800-899	117.50-168.99	147.50	168.99	800-899	107.49-142.99	128.89	142.99
700-799	119.99-187.00	168.59	187.00	700-799	122.50-170.99	149.59	170.99
600-699	121.99-197.99	176.89	197.99	600-699	100.00-168.99	150.60	168.99
500-599	122.50-210.00	181.09	210.00	500-599	110.00-177.49	159.60	177.49
400-499	112.00-214.99	181.80	214.99	400-499	100.00-175.00	150.29	175.00
399-	102.49-189.99	163.99	189.99	300-399	105.00-196.99	161.40	196.99

Stocker sale at **Ontario Livestock Exchange: November 30, 2016 – 531** Stockers

<i>Steers</i>	<i>Price Range</i>	<i>Average</i>	<i>Top</i>	<i>Heifers</i>	<i>Price Range</i>	<i>Average</i>	<i>Top</i>
1000+	167.50-184.50	175.98	184.50	900+	151.50-154.00	152.28	154.00
900-999	177.50-185.00	182.51	185.00	800-899	144.00-161.00	157.91	161.00
800-899	170.00-188.50	182.45	188.50				

Stocker sale at: **Ontario Livestock Exchange, December 1, 2016 – 238** Stockers

Steers	Price Range	Average	Top	Heifers	Price Range	Average	Top
700-799	142.50-172.50	160.25	172.50	600-699	120.00-140.00	129.27	140.00
600-699	55.00-173.00	144.04	192.50	500-599	127.50-160.00	142.08	160.00
500-599	150.00-187.50	172.20	202.50	400-499	112.50-175.00	156.83	175.00
400-499	95.00-190.00	151.46	202.50				

Stocker sale at: **Ontario Stockyards Inc., December 1, 2016 – 1,730** Stockers

Steers	Price Range	Average	Top	Heifers	Price Range	Average	Top
1000+	105.00-154.00	132.18	165.00	900+	75.00-130.00	101.85	160.00
900-999	97.00-155.00	120.39	174.50	800-899	132.00-163.00	148.93	163.00
800-899	156.00-191.50	174.74	191.50	700-799	136.00-170.50	156.55	170.50
700-799	145.00-195.00	174.77	202.00	600-699	142.50-177.75	159.33	189.00
600-699	158.00-205.00	181.12	207.00	500-599	142.50-173.00	160.58	193.50
500-599	165.00-219.00	195.45	227.50	400-499	162.50-192.00	178.49	203.00
400-499	165.00-220.50	196.02	232.50	300-399	147.50-207.00	172.98	207.00
399-	160.00-221.00	189.02	245.00	299-	150.00-230.00	200.34	230.00

Stocker sale at: **Ottawa Livestock Exchange, December 1, 2016 – 432** Stockers

Steers	Price Range	Average	Top	Heifers	Price Range	Average	Top
800-899	154.00-169.00	162.63	169.00	700-799	117.00-146.00	137.29	149.00
700-799	105.00-178.00	151.68	178.00	600-699	122.00-157.00	140.70	160.00
600-699	125.00-181.00	154.80	194.00	500-599	110.00-159.00	133.98	183.94
500-599	130.00-186.00	160.24	198.00	400-499	134.00-176.00	158.38	178.00
400-499	107.00-180.00	144.69	210.00	300-399	102.00-200.00	154.54	200.00
399-	120.00-196.00	161.31	225.00	299-	75.00-170.00	126.25	170.00

ONTARIO STOCKER & FEEDER TRADE SPECIAL FALL SALES

Stocker sale at **Community Livestock Exchange: November 25, 2016 – 1,533** stockers

Steers	Price Range	Average	Top	Heifers	Price Range	Average	Top
1000+ lbs	137.99-178.49	171.99	178.49	+900 lbs	121.99-156.00	145.70	156.00
900-999	126.00-177.00	172.59	177.00	800-899	112.00-179.20	168.19	179.20
800-899	133.00-189.99	167.70	189.99	700-799	100.00-182.00	155.29	182.00
700-799	120.99-197.99	182.69	197.99	600-699	128.00-190.99	169.10	190.99
600-699	134.00-210.49	188.99	210.49	500-599	109.00-196.99	171.79	196.99
500-599	164.99-224.00	200.19	224.00	400-499	150.00-204.99	178.60	204.99
400-499	181.00-237.50	214.29	237.50	300-399	167.99-175.00	173.70	175.00
399-	132.00-237.99	214.10	237.99				

A strong offering of 690 comprised of 351 steers and 339 heifers! Bidding was active in all categories with sales being very strong in the present market, generally, and exceptional in many weight categories. There were 44 consignors and 21 purchasing buyers.

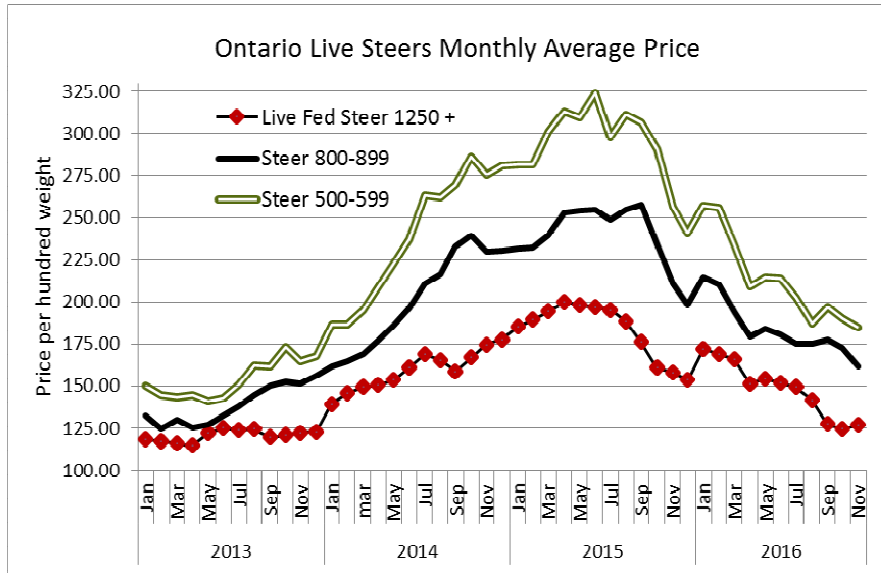
Stocker sale at **Kawartha Lakes Community Sale Barn, November 30, 2016 – 675** stockers

Steers	Price Range	Average	Top	Heifers	Price Range	Average	Top
1000+	124.00-169.75	155.53	169.75	900+	103.00-142.00	132.15	142.00
900-999	112.50-143.00	122.07	143.00	800-899	125.00-144.00	138.93	144.00
800-899	115.00-178.00	146.00	178.00	700-799	135.00-165.00	140.90	165.00
700-799	149.00-188.00	169.68	188.00	600-699	142.00-180.50	157.72	180.50
600-699	144.00-187.50	166.71	196.00	500-599	148.00-185.00	166.75	192.00
500-599	155.00-215.50	185.02	216.00	400-499	157.50-199.00	180.84	199.00
400-499	175.00-227.50	205.87	227.50	300-399	152.50-192.50	180.90	192.50
399-	150.00-227.50	216.50	227.50				

A good offering of replacement cattle sold actively at steady to higher prices.

Stocker sale at **Vankleek Hill Livestock Exchange, November 30, 2016 – 489** stockers

Steers	Price Range	Average	Top	Heifers	Price Range	Average	Top
800-899	151.00-175.00	164.12	175.00	800-899	140.00-169.00	148.77	169.00
700-799	140.00-179.00	160.77	185.00	700-799	140.00-157.00	146.11	157.00
600-699	160.00-196.00	174.87	196.00	600-699	141.00-158.00	149.75	170.00
500-599	156.00-216.00	171.78	216.00	500-599	142.00-162.00	150.22	168.00
400-499	142.00-208.00	166.81	208.00	400-499	148.00-176.00	159.81	178.00
399-	154.00-207.00	173.09	207.00	300-399	142.00-184.00	160.00	184.00



ONTARIO BRED COW SALES- priced per head/pair

Keady Livestock Market, November 19, 2016- 265 Bred cows, 5 Cow calf pairs

	Exotic and Exotic X	British and British X
Top quality bred cows	\$1700-\$2300	N/T
Avg quality bred cows	\$1400-\$1700	N/T
Top quality cow/calf pairs	\$1900-\$2200	N/T
Top quality bred heifers	\$1800-\$2650	N/T
Avg quality bred heifers	\$1600-\$1800	N/T

A good offering of reputation Heifers and Cows sold active to a larger number of buyers

QUEBEC ELECTRONIC AUCTION MARKET (F.O.B. THE FEEDLOT)

	Price	Change from Last Week
On Thursday, December 1, 2016	226.00-228.50	+13.18

ALBERTA DIRECT TRADE

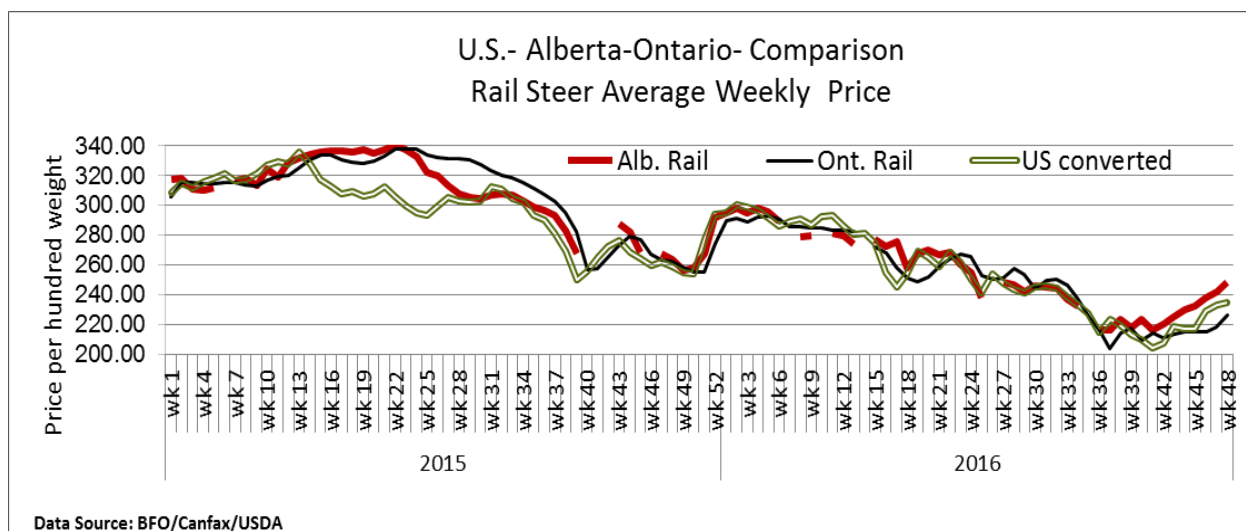
Week Ending Thursday, December 1, 2016

Steers	Live	148.00-151.95	Flat rail	246.50-250.50
Heifers	Live	147.65-151.35	Flat rail	246.50-250.00

U.S. TRADE (U.S. funds)

Week Ending Thursday, December 1, 2016

Choice and Select Steers and Heifers:	Live	109.00-115.50
	Rail	170.00-182.00



LIVE CATTLE EXPORTS-ONTARIO

	Week ending Nov 12, 2016	Week ending Nov 5, 2016	Year to Date
Total live slaughter cattle exported from Ontario to the U.S.	4,110	4,237	153,952
Steers & Heifers	1,051	1,002	36,101
Cows	2,496	2,728	97,081
Bulls	563	507	20,770

FEDERALLY INSPECTED CANADIAN PROCESSING

	Week Ending November 26, 2016	# of hd change from week ago	YTD	% Change (Week Ago)	% Change (Year Ago)
Grand Total	52,575	-222	2,414,426	-0%	+6%
Western Slaughter	40,004	-176	1,874,174	-0%	+7%
Eastern Slaughter	12,571	-46	540,252	-0%	+6%

AVERAGE CARCASS WEIGHTS – CANADA

	Steers	Heifers
November 26, 2016	932	857
November 19, 2016	935	862
November 28, 2015	935	857

USDA ESTIMATED CATTLE PROCESSING VOLUME

	Week Ending December 3, 2016	Previous Week	Year Ago
Grand Total	616,000	551,000	556,000

CANADIAN BOXED BEEF CUT-OUT VALUES

Week Ending	AAA	AA
November 18, 2016	2.4479	2.3124
November 11, 2016	2.4237	2.3010
November 4, 2016	2.4344	2.3303

U.S. BOXED BEEF CUT-OUT VALUES (U.S. Funds)

	Choice 600-900	Select 600-699
Current five day average	189.13	172.53

LIVE CATTLE – CANADA

IMPORTS	<i>Import % change from 2015 YTD</i>	EXPORTS	<i>Export % change from 2015 YTD</i>		
<i>Jan 1- Sep 30, 2016</i>		<i>Jan 1- Nov 19, 2016</i>			
Pure bred	2,653	-9%	Slaughter steers & heifers	280,240	+52%
Non-pure bred	11,837	-51%	Feeder steers & heifers	175,292	-38%
			Cows & Bulls	231,881	-9%

BEEF EXPORTS – CANADA

United States	<i>Change from last year YTD</i>	Mexico	<i>Change from 2015 YTD</i>	
<i>Jan 1 – Sep 30</i>		<i>Jan 1 – Sep 30</i>		
Total	203,003 tonnes	+17% or +28,824 tonnes	11,657 tonnes	-23% or -3,530 tonnes

BEEF PRODUCTION – CANADA

	<i>Jan 1 – Nov 26</i>	<i>Last Year Same Time</i>	<i>% Change</i>	<i>Change in tonnes YTD</i>
Fed	835,211 tonnes	764,659 tonnes	+9%	+70,552
Non-fed	123,321 tonnes	104,439 tonnes	+18%	+18,882

BEEF IMPORTS – CANADA

	<i>Jan 1 – Nov 26</i>	<i>Last Year Same Time</i>	<i>% Change</i>	<i>Change in tonnes YTD</i>
United States	110,119 tonnes	114,615 tonnes	-4%	-4,496 tonnes
Non-NAFTA	53,469 tonnes	67,045 tonnes	-20%	-13,576 tonnes
Total	169,883 tonnes	184,030 tonnes	-8%	-14,147 tonnes

CHICAGO MERCANTILE EXCHANGE

Closing quotes on futures today were as follows:

Live Cattle	Feeder Cattle	Corn	Soybeans	Canadian \$	
<i>\$/cwt US</i>	<i>\$/cwt US</i>	<i>\$/bu US</i>	<i>¢/bu</i>	<i>\$/bu US</i>	<i>¢/bu</i>
Dec 108.22 -2.35	Jan 124.60 -3.17	Dec 3.374 +5.6	Jan 10.274 -2.2	Spot 75.20 +0.16	
Feb 108.87 -2.50	Mar 121.52 -2.72	Mar 3.472 +4.6	Mar 10.372 -1.6	Dec 75.20 +0.13	
Apr 109.05 -2.17	Apr 121.25 -2.77	May 3.542 +4.2	May 10.444 -1.0	Mar 75.28 +0.13	
Jun 100.77 -1.62	May 120.32 -2.67	Jul 3.616 +4.0	Jul 10.492 -1.0	Jun 75.36 +0.13	
Aug 97.62 -1.20	Aug 120.92 -2.67	Sep 3.690 +3.4	Aug 10.456 -0.6	Sep 75.43 +0.13	
Oct 97.97 -1.00	Sep 119.12 -2.85	Dec 3.776 +2.6	Sep 10.290 +0.4	Dec 75.52 +0.14	

Beef Farmers of Ontario, 130 Malcolm Road, Guelph, ON N1K 1B1 Phone: (519) 824-0334 Fax: (519) 824-1930 or email: markets@ontariobeef.com

ONTARIO STOCKER & FEEDER TRADE SPECIAL FALL SALES

08-Dec	11:00 am	Ontario Stockyards Inc	Fall Yearling Sale (in conjunction with regular sale)
10-Dec	11:00 am	Denfield Livestock Exchange	Stockers, Bred Cows & Cow/Calf Pairs
14-Dec	11:00 am	Kawartha Lakes Community Sale Barn	Stocker Sale

Comments for the week ending December 1, 2016

Slightly larger receipts of fed cattle sold through auction markets this week at 633 head, up 94 from last week and 118 more than this time last year. Fed steers ranged from \$117.96-\$138.22 averaging \$131.13 up \$2.21 from last week on average, but \$23.13 below year ago prices. Heifers traded from \$118.76-\$141.27 averaging \$132.21 up \$6.92 from last week and \$19.91 lower than last year at this time. Auction markets reported a strong demand with active trading and prices anywhere from \$3.00-\$6.00 higher.

Ontario railgrade prices started out the previous Friday slightly higher at \$220.00-\$221.00 for steers and \$219.00-\$220.00 for heifers. On Monday the market jumped to \$228.00-\$229.00 for steers and \$227.00 for heifers. Steers held fully steady the remainder of the week while heifers saw prices catch up at \$227.00-\$228.00 dressed by Wednesday. This week's average prices are up \$8.00 from last week but still \$36.25 below year ago prices.

This week there were quite a few more cull cows on offer at auction markets totalling 3,188 head, up 300 from last week, but 613 more than this time last year. Cull cows sold from \$56.80-\$80.40 averaging \$67.65 down \$1.80 from last week and \$13.35 lower than year ago prices. Auction markets reported trade early in the week as steady to stronger but as the week progressed prices were barely steady to slightly easier.

8,696 stocker and feeder cattle came to market this week, up 2,099 head from last week and 2,148 more than this time last year. Demand for heavier weight steers was strong this week with higher prices noted. Auction markets reported light weight cattle as active with prices barely steady, to steady on good quality. One market noted heifers trading under more pressure than steers. The heavier weights were reported as active with prices strong, up to \$3.00-\$5.00 higher in spots. By week's end the market was steady to strong. Actual average prices this week saw steers 400-500 lbs down \$10.37 on average, 500-600 lbs down \$5.20, 600-700 lbs down \$6.25, 700-800 lbs up \$0.09, 800-900 lbs up \$5.97, 900-1000 lbs up \$12.33 and steers over 1000 lbs averaged \$6.03 higher than last week. Heifers 300-400 lbs were down \$4.08 from last week on average, 400-500 lbs down \$2.80, 500-600 lbs down \$6.64, 600-700 lbs down \$4.57, 700-800 lbs down \$4.02, 800-900 lbs up \$4.07 and heifers over 900 lbs averaged \$5.15 lower than last week on average.

The Quebec Electronic Market for Wednesday ranged from \$226.00-\$228.50 dressed, averaging \$13.18 higher than last week on average.

Alberta direct trade was even stronger again this week. Canfax reported live steers from \$148.00-\$151.95 up \$3.60 from last week on average, with live heifer sales from \$147.65-\$151.35 with no sales last week to compare to. On the rail steers traded from \$246.50-\$250.50 averaging \$6.72 higher than last week, while heifers sold from \$246.50-\$250.00 up \$5.96 on average. Canfax notes: "Cash to futures basis levels did strengthen and remain stronger than the five-year historical average. Given higher cash prices and stronger basis levels some producers did sell more cattle than what they had intended on this week."

The US cash cattle trade developed on Wednesday with the USDA Mandatory Price Report listing live sales for the day from \$109.00-\$115.50 with steers averaging \$114.38 and heifers \$114.30, up \$3.00-\$4.00 from last week. On the rail prices ranged from \$170.00-\$182.00 with steers averaging \$175.37 and heifers \$175.04, up a good \$2.00 from last week. Thursday saw a light test in the north at steady prices of \$175.00 dressed. At time of reporting the market is quiet with business in the south completed. Although some trade was expected in the north today, the market remains quiet as both sides keep an eye on the cattle futures, which were under pressure today, even following stronger sales in the country this week.