



Weekly Market Information Report for the week ending Thursday, May 18, 2017

The following information is collected from various sources and disseminated by Beef Farmers of Ontario.

ONTARIO DIRECT TO PACKER RAILGRADE CATTLE TRADE

Prices are on a carcass weight basis before grade and weight discounts. Weekly Range:

A Grade Steers	296.00-300.00
A Grade Heifers	295.00-299.00

ONTARIO LIVE CATTLE TRADE

Ontario auction sales this week saw weighted average price ranges for:

FED CATTLE	Volume	Price Range	Average	Top	Last Week Avg
Large Frame Steers +1250	53	164.16-179.17	172.52	189.50	176.94
Medium Frame Steers +1250	52	170.05-177.95	173.85	181.50	177.70
Large & Medium Frame Steers +1250	105	165.80-178.94	173.83	189.50	177.11
Large Frame Heifers +1000	129	157.30-178.39	170.20	201.00	175.38
Medium Frame Heifers +1000	84	153.17-176.03	169.55	183.50	170.08
Large & Medium Frame Heifers +1000	213	156.94-178.40	170.63	201.00	173.45
Cows - All Weights	1,776	77.27-108.38	92.45	153.00	85.93
Bulls - All Weights	135	102.58-133.01	117.45	169.00	117.31

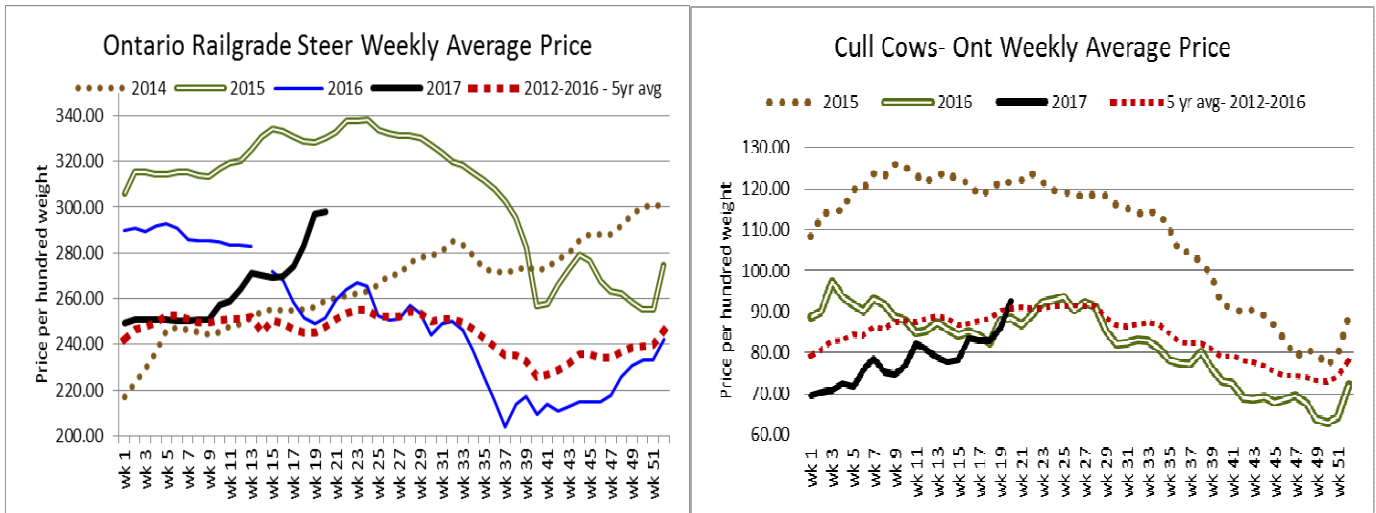
STOCKERS - Large and Medium Frame

STEERS	Volume	Price Range	Average	Top	Last Week Avg
1000+	636	162.18-177.27	169.95	198.00	170.38
900-999	405	173.95-189.41	181.08	194.50	175.95
800-899	702	181.82-201.65	191.70	207.25	186.15
700-799	674	175.38-217.38	199.10	235.00	197.17
600-699	581	178.22-239.56	214.96	249.25	211.18
500-599	442	192.37-246.24	225.54	255.00	218.52
400-499	218	182.93-242.51	219.38	255.00	215.06
-399	69	173.67-229.82	202.69	340.00	223.21

HEIFERS	Volume	Price Range	Average	Top	Last Week Avg
+900	301	151.95-166.73	161.25	178.50	164.25
800-899	335	164.08-176.87	171.34	190.00	168.73
700-799	438	152.65-187.89	175.41	205.00	168.79
600-699	514	158.51-199.77	182.30	214.00	180.00
500-599	394	155.27-211.95	186.42	227.00	188.64
400-499	234	154.73-215.43	192.16	244.00	198.65
300-399	61	160.43-216.00	189.73	270.00	194.35
-299	7	202.57-206.14	204.23	275.00	187.49

At **Kawartha Lakes Community Sale Barn, May 6, 2017** – 2 Fed cattle, **129** Cows, **23** Bulls, & **66** Veal

	Price Range	Avg.	Top
Cows	75.00-101.50	85.93	114.00
Bulls under 1600 lbs	95.00-146.00	115.29	146.00
Bulls over 1600 lbs	116.50-132.50	123.25	132.50
Veal 600 lbs+	102.00-117.50	105.49	117.50
Veal 126-300 lbs	180.00-420.00	246.51	420.00



Denfield Livestock Exchange Inc., May 16, 2017: 230 Fed Cattle, 13 Veal, 3 Bulls, 81 Cows & 74 Drop Calves

	Price Range	Top		Price Range	Top
Choice steers	175.00-180.00	183.00	Good beef cows	100.00-110.00	122.50
Good steers	170.00-175.00		Good Holstein cows	90.0-100.00	
Choice heifers	175.00-180.00	197.50	D1 & D2 Cows	80.00-90.00	
Good heifers	170.00-175.00		D3 & D4 Cows	70.00-80.00	
Good Holstein veal	110.00-120.00		Choice drop calves	\$275.00-\$360.00	\$525.00
Plain & heavy veal	100.00-110.00		Good drop calves	\$160.00-\$250.00	
Good beef bulls	120.00-134.00		Plain & Newborns	\$50.00-\$150.00	
Good Hol bulls	110.00-120.00				

At Renfrew Pontiac Livestock Ltd.: May 16, 2017 – 17 Replacement Calves, 121 Cows & 12 Bulls

	Price Range	Top
Replacement Calves	200.00-255.00	300.00
Cows D1 & D2	95.00-115.00	124.00
Cows D3	84.00-94.00	
Cows D4	76.00-83.00	
Bulls	110.00-132.00	140.00

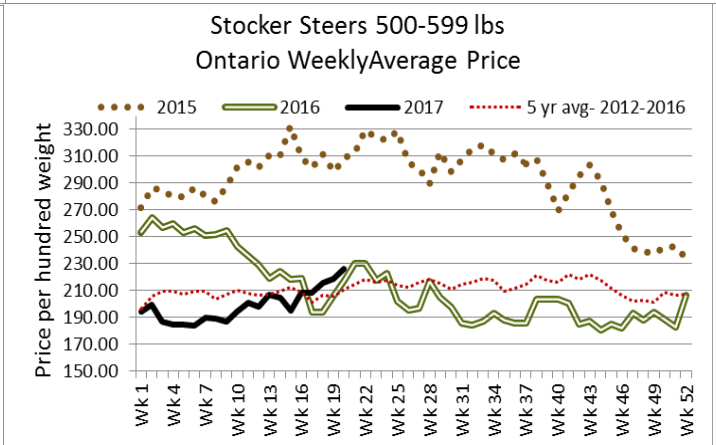
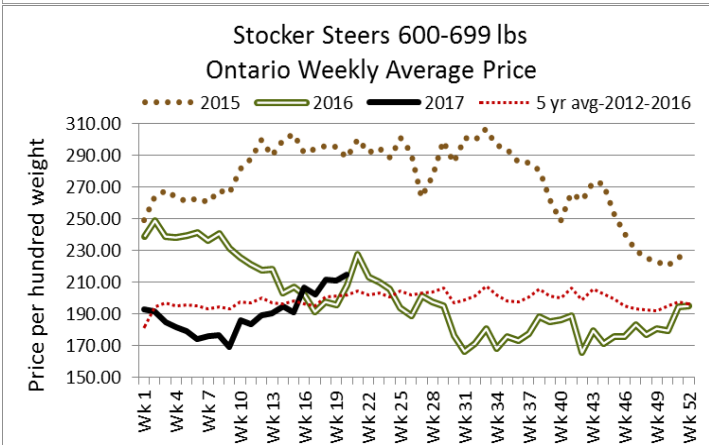
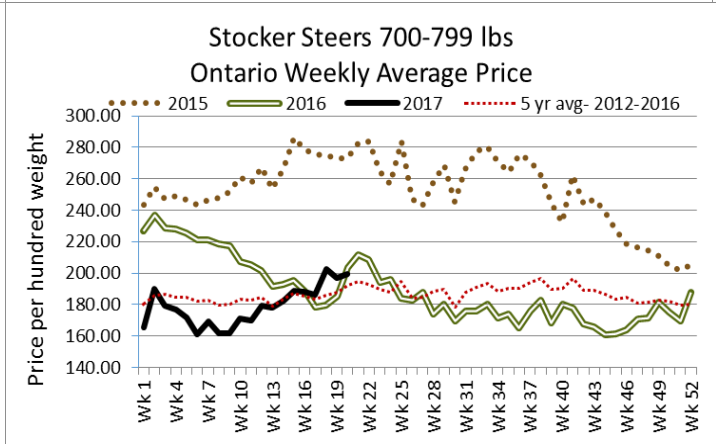
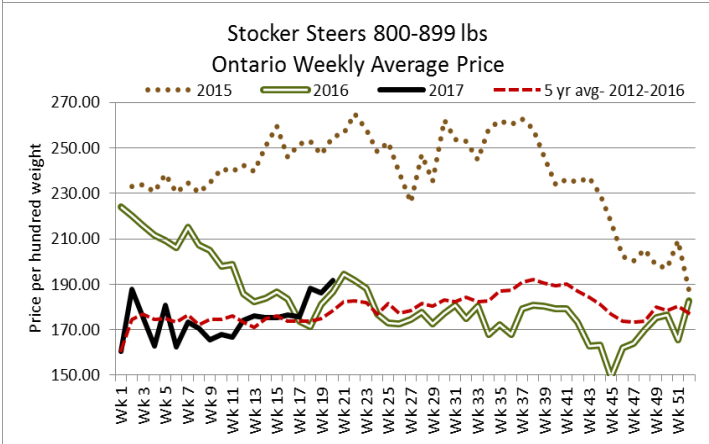
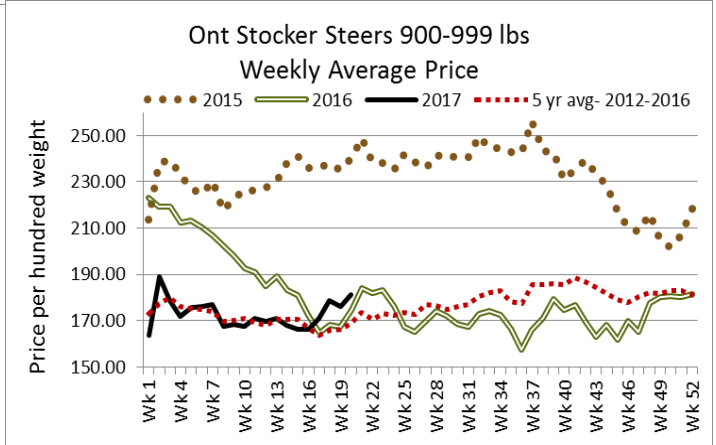
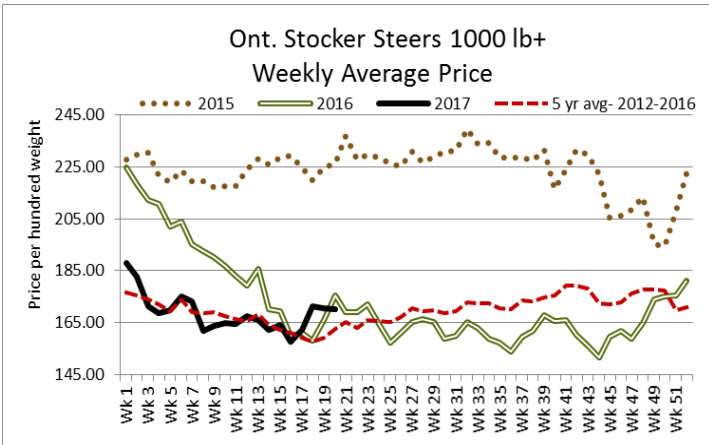
At Aylmer Stockyards Inc.: May 17, 2017 – 53 Veal, 83 Cows, 18 Fed Cattle, 6 bulls, 69 Drop Calves

	Price Range	Avg.	Top
Fed heifers, dairy & dairy cross	102.49-130.49	112.99	130.49
Cows	64.00-108.49	95.09	108.49
Veal over 600 lbs	91.00-155.00	111.20	162.00
Drop Calves	\$30.00-\$460.00	\$276.96	

ONTARIO STOCKER & FEEDER TRADE

Stocker sale at Brussels Livestock: May 5, 2017 – 967 Stockers

Steers	Price Range	Average	Top	Heifers	Price Range	Average	Top
1000+ lbs	164.50-175.00	168.88	177.00	900+ lbs	164.00-169.25	167.35	169.50
900-999	164.00-185.00	176.63	185.00	800-899	168.00-185.00	175.60	185.00
800-899	168.25-190.00	180.13	198.00	700-799	165.00-197.50	182.74	205.00
700-799	166.00-206.25	195.13	207.00	600-699	170.00-201.00	188.04	201.00
600-699	192.00-233.00	215.17	235.00	500-599	175.00-202.00	187.38	202.00
500-599	222.00-251.00	240.20	251.00	400-499	177.00-215.00	199.03	244.00
400-499	220.00-255.00	239.33	255.00	300-399	230.00-250.00	240.00	250.00
399-	240.00-265.00	248.75	265.00				

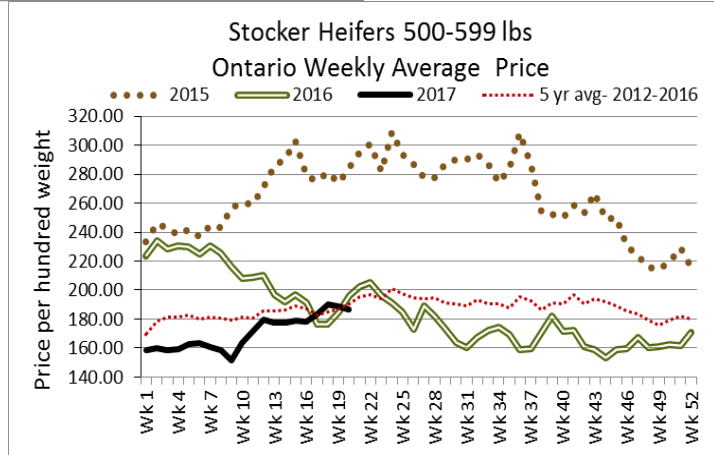
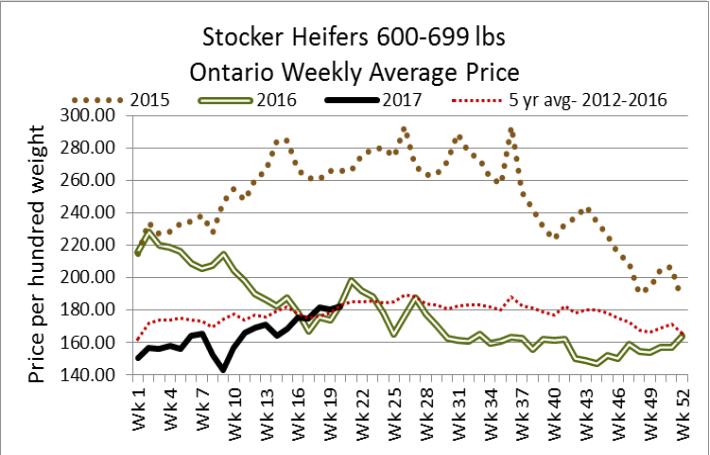
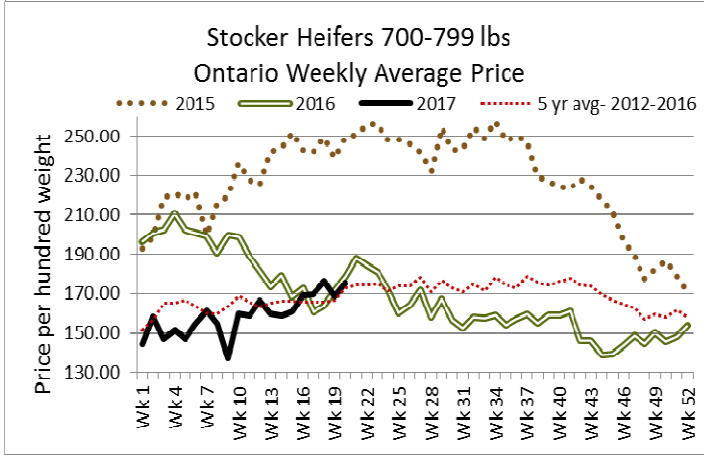
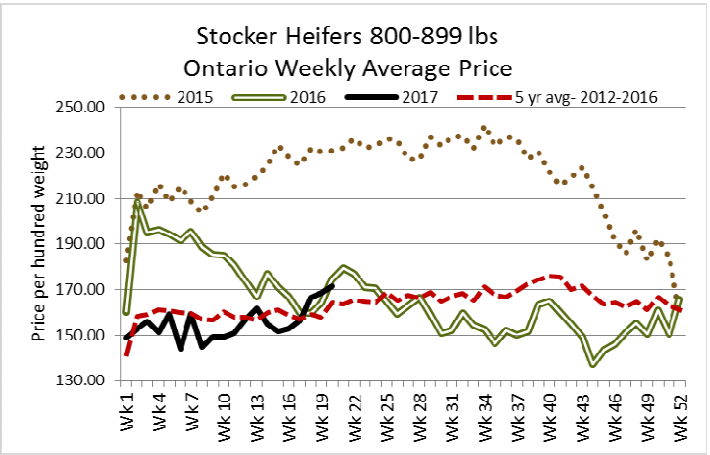
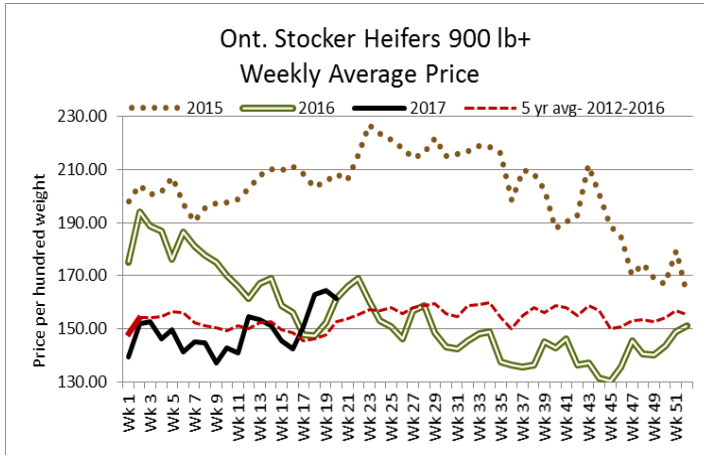


Stocker sale at **Kawartha Lakes Community Sale Barn: May 5, 2017 – 77 Stockers**

Steers	Price Range	Average	Top	Heifers	Price Range	Average	Top
600-699	162.50-200.00	185.62	200.00	600-699	125.00-181.00	151.09	181.00
500-599	150.00-218.00	181.62	218.00	500-599	165.00-192.50	172.25	192.50
400-499	177.50-211.00	203.90	211.00	400-499	150.00-185.00	171.06	185.00
				300-399	157.50-222.50	198.12	222.50

Stocker sale at: **Community Livestock Exchange: May 16, 2017 – 343 Stockers**

Steers	Price Range	Average	Top	Heifers	Price Range	Average	Top
800-899	130.00-180.00	163.90	180.00	700-799	97.49-180.00	155.29	180.00
700-799	105.00-200.99	172.90	200.99	600-699	125.00-197.50	164.10	197.50
600-699	110.00-247.00	192.59	247.00	500-599	139.99-220.00	179.40	220.00
500-599	139.99-232.50	213.39	232.50	400-499	134.00-227.49	193.79	227.49
400-499	119.99-243.00	204.99	243.00	300-399	144.99-225.00	196.59	225.00



Stocker sale at: **Keady Livestock Market: May 16, 2017 – 1,910 Stockers**

Steers	Price Range	Average	Top	Heifers	Price Range	Average	Top
1000+	182.50-41 hd			900+	151.00-178.50	171.82	178.50
900-999	183.75-194.50	187.09	194.50	800-899	167.00-178.00	174.65	190.00
800-899	197.00-207.25	200.71	207.25	700-799	162.50-193.00	183.30	193.00
700-799	209.50-234.00	217.32	235.00	600-699	171.00-212.50	201.05	212.50
600-699	221.00-249.25	239.49	249.25	500-599	182.00-216.00	195.11	216.00
500-599	222.50-249.50	238.91	249.50	400-499	177.50-200.00	191.69	200.00
400-499	200.00-245.00	226.25	245.00	300-399	130.00-214.00	179.94	214.00
399-	195.00-242.50	209.58	247.50				

Stocker sale at: **Renfrew Pontiac Livestock: May 16, 2017 – 363** Stockers

Steers	Price Range	Average	Top	Heifers	Price Range	Average	Top
700-799	132.49-202.99	184.09	202.99	700-799	110.00-195.50	168.70	195.50
600-699	139.99-235.00	208.70	235.00	600-699	160.00-197.99	189.99	197.99
500-599	197.50-247.99	224.30	247.99	500-599	117.50-206.49	188.19	206.49
400-499	197.50-250.00	224.00	250.00	400-499	110.00-212.50	181.40	212.50
399-	225.00-233.99	229.80	233.99	300-399	132.49-212.00	175.40	212.00

Stocker sale at **Ontario Livestock Exchange: May 17, 2017 – 520** Stockers

Steers	Price Range	Average	Top	Heifers	Price Range	Average	Top
1000+	163.50-177.50	170.52	177.50	900+	N/T		
900-999	164.00-184.00	176.39	184.00	900-999	N/T		
800-899	162.50-196.00	182.30	196.00	800-899	N/T		
700-799	178.00-199.50	186.06	199.50	700-799	N/T		

ONTARIO STOCKER & FEEDER TRADE SPECIAL SPRING SALE

Stocker sale at **Maple Hill Auctions Ltd: May 15, 2017 – 184** Stockers

Steers	Price Range	Average	Top	Heifers	Price Range	Average	Top
800-899	180.00-203.75	195.69	203.75	800-899	170.25-175.75	174.17	175.75
700-799	195.00-24 hd						

Stocker sale at **Kawartha Lakes Community Sale Barn: May 17, 2017 – 614** Stockers

Steers	Price Range	Average	Top	Heifers	Price Range	Average	Top
1000+	131.00-198.00	171.56	198.00	900+	126.00-133.00	129.59	133.00
900-999	152.50-172.00	169.75	172.00	800-899	156.00-169.00	160.81	169.00
800-899	155.50-200.00	177.25	200.00	700-799	161.00-179.50	170.22	179.50
700-799	150.00-233.00	195.05	233.00	600-699	157.50-204.00	173.75	214.00
600-699	187.00-247.00	213.21	248.00	500-599	142.50-227.00	182.71	227.00
500-599	184.00-251.00	229.70	255.00	400-499	137.50-225.00	190.80	225.00
400-499	145.00-247.50	202.43	247.50	300-399	127.50-200.00	143.08	200.00
399-	180.00-225.00	214.75	225.00	299-	187.50 (1 hd.)		

Stocker sale at: **Ontario Livestock Exchange, May 18, 2017 – 174** Stockers

Steers	Price Range	Average	Top	Heifers	Price Range	Average	Top
700-799	71.00-180.00	168.64	180.00	700-799	156.00-161.00	159.21	166.00
600-699	168.00-197.50	184.23	206.00	600-699	150.00-174.00	162.72	185.00

Stocker sale at: **Ontario Stockyards Inc., May 18, 2017 – 787** Stockers

Steers	Price Range	Average	Top	Heifers	Price Range	Average	Top
1000+	143.00-179.00	165.17	179.00	900+	139.00-163.00	151.748	163.00
900-999	146.00-189.00	165.14	189.00	800-899	154.00-184.00	168.13	184.00
800-899	147.00-189.00	169.32	204.00	700-799	140.00-176.50	161.96	190.00
700-799	149.00-201.00	176.32	217.00	600-699	148.00-193.00	171.15	205.00
600-699	152.50-242.50	210.61	242.50	500-599	150.00-217.00	190.91	217.00
500-599	190.00-253.50	223.06	253.50	400-499	165.00-225.00	199.35	225.00
400-499	202.50-250.00	233.10	250.00	300-399	145.00-200.00	174.20	270.00
399-	180.00-242.50	215.50	260.00	299-	180.00-192.50	185.85	192.50

Stocker sale at: **Ottawa Livestock Exchange, May 18, 2017 – 98 Stockers**

Steers	Price Range	Average	Top	Heifers	Price Range	Average	Top
600-699	134.00-218.00	187.71	218.00	600-699	170.00-186.00	178.75	186.00
500-599	187.00-227.00	210.18	245.00	500-599	140.00-188.00	162.57	195.00

QUEBEC ELECTRONIC AUCTION MARKET (F.O.B. THE FEEDLOT)

	Price	Change from Last Week
On Thursday, May 18, 2017	299.50-302.00	+17.42

ALBERTA DIRECT TRADE

Week Ending Thursday, May 18, 2017

Steers	Live	N/T	Flat rail	290.50-291.50
Heifers	Live	N/T	Flat rail	290.50-291.50

U.S. TRADE (U.S. funds)

Week Ending Thursday, May 18, 2017

Choice and Select Steers and Heifers:	Live	128.00-136.00
	Rail	203.00-215.00

LIVE CATTLE EXPORTS-ONTARIO

	Week ending Apr. 29, 2017	Week ending Apr. 22, 2017	Year to Date
Total live slaughter cattle exported from Ontario to the U.S.	3,271	2,347	48,734
Steers & Heifers	809	47	10,520
Cows	1,720	1,430	29,265
Bulls	742	440	8,949

USDA ESTIMATED CATTLE PROCESSING VOLUME

	Week Ending May 20, 2017	Previous Week	Year Ago
Grand Total	608,000	612,000	590,000

FEDERALLY INSPECTED CANADIAN PROCESSING

	Week Ending May 13, 2017	# of hd change from week ago	YTD	% Change (Week Ago)	% Change (Year Ago)
Grand Total	51,285	-3,206	925,506	-6%	+6%
Western Slaughter	39,726	-2,192	718,653	-5%	+6%
Eastern Slaughter	11,559	-1,014	233,853	-8%	+7%

AVERAGE CARCASS WEIGHTS – CANADA

	Steers	Heifers
May 13, 2017	842	799
May 6, 2017	859	789
May 14, 2016	891	832

U.S. BOXED BEEF CUT-OUT VALUES (U.S. Funds)

	Choice 600-900	Select 600-699
Current five day average	248.47	223.80

CANADIAN BOXED BEEF CUT-OUT VALUES

Week Ending	AAA	AA
April 21, 2017	2.7929	2.6821
April 14, 2017	2.8267	2.7110
April 7, 2017	2.7614	2.6557

LIVE CATTLE – CANADA

IMPORTS			Import % change	EXPORTS			Export % change
<i>Jan 1- Mar 31</i>			<i>from 2016 YTD</i>	<i>Jan 1-May 6</i>			<i>from 2016 YTD</i>
Pure bred	1,147	+54%	Slaughter steers & heifers	108,719	-13%		
Non-pure bred	14,038	+129%	Feeder steers & heifers	65,993	-37%		
			Cows & Bulls	68,166	-28%		

BEEF EXPORTS – CANADA

United States	Change from last year YTD	Mexico	Change from last year YTD	
<i>Jan 1 – Mar 31</i>		<i>Jan 1 – Mar 31</i>		
Total	57,109 tonnes	-8% or -4,871 tonnes	3,949 tonnes	+22% or +703 tonnes

BEEF PRODUCTION – CANADA

	<i>Jan 1 – May 13</i>	<i>Last Year Same Time</i>	<i>% Change</i>
Fed	305,446 tonnes	304,677 tonnes	0%
Non-fed	61,046 tonnes	56,187 tonnes	+9%

BEEF IMPORTS – CANADA

	<i>Jan 1 – May 6</i>	<i>Last Year Same Time</i>	<i>% Change</i>
United States	45,252 tonnes	43,065 tonnes	+5%
Non-NAFTA	18,505 tonnes	31,002 tonnes	-40%
Total	66,226 tonnes	76,969 tonnes	-14%

CHICAGO MERCANTILE EXCHANGE

Closing quotes on futures today were as follows:

Live Cattle			Feeder Cattle			Corn		Soybeans		Canadian \$				
\$/cwt US			\$/cwt US			\$/bu US		¢/bu						
Jun	123.45	+0.52	May	143.35	+1.07	Jul	.724	+6.4	Jul	9.530	+8.2	Spot	74.00	+0.58
Aug	121.05	+1.40	Aug	150.45	+1.10	Sep	3.796	+6.0	Aug	9.542	+7.4	Jun	74.03	+0.57
Oct	116.67	+0.87	Sep	150.22	+0.97	Dec	3.902	+6.2	Sep	9.524	+7.4	Jul	74.07	+0.57
Dec	116.92	+0.65	Oct	149.07	+1.07	Mar	4.000	+6.0	Nov	9.516	+7.0	Sep	74.10	+0.57
Feb	117.10	+0.75	Nov	146.80	+0.87	May	4.054	+6.0	Jan	9.590	+6.6	Dec	74.15	+0.58
Apr	115.42	+0.70	Jan	140.77	+1.00	Jul	4.102	+5.6	Mar	9.624	+6.0	Jan	74.19	+0.58

Beef Farmers of Ontario, 130 Malcolm Road, Guelph, ON N1K 1B1 Phone: (519) 824-0334 Fax: (519) 824-1930 or email: markets@ontariobeef.com

ONTARIO STOCKER & FEEDER TRADE UPCOMING SPECIAL SALES

30-May 11:00 am	Ontario Stockyards Inc	Spring All Vaccinated Stocker Sale!
31-May 2:00 pm	Vankleek Hill Livestock Exchange	Special Stocker Sale!

For the full **2017 Spring Stocker listing**, click here: <http://www.ontariobeef.com/markets/spring-stocker-sales.aspx>

Comments for the week ending May 18, 2017

Very light receipts of 318 fed steers and heifers sold through Ontario auction markets this week down 259 head from last week and 401 less than last year at this time. Fed steers traded from \$165.80-\$178.94 averaging \$173.83 down \$3.28 from last week and \$15.71 stronger than last year at this time. Fed heifers sold from \$156.94-\$178.40 averaging \$170.63 down \$2.82 from last week but \$13.60 higher than year ago prices. Auction markets reported active trading with prices steady to strong, but with good quality lots selling \$2.00-\$3.00 lower.

Ontario railgrade prices started out the previous Friday with steers trading from \$298.00-\$300.00 dressed. By Monday sales were reported slightly lower from \$296.00-\$300.00, and by Wednesday down to \$296.00-\$298.00 dressed. Heifers followed the same pricing trend starting at \$297.00-\$299.00 the previous Friday and down to \$295.00-\$297.00 by Wednesday. This week's average prices are still \$1.00 above last week on average and \$46.25 stronger than last year at this time.

Much lighter receipts of cull cows met a stronger market. There were 1,776 cull cows sold through Ontario auction markets this week, down 374 from last week and 572 less than this time last year. Cull cows ranged from \$77.27-\$108.38 averaging \$92.45 up \$6.52 from last week and \$3.97 above year ago prices. Auction markets reported active trading with prices fully steady to higher, anywhere from \$2.00-\$10.00 cwt stronger than last week.

6,011 stocker and feeder cattle sold through auction markets this week down 1,773 from last and 221 less than this time last year. Auction markets reported the grass cattle as active with prices steady to strong, with some bringing a premium. The heavier cattle started out \$2.00-\$5.00 higher but as the week progressed prices were steady to strong, based on quality. Actual average prices this week saw steers 400-500 lbs up \$4.32 from last week on average, 500-600 lbs up \$7.02, 600-700 lbs up \$3.78, 700-800 lbs up \$1.93, 800-900 lbs up \$5.55, 900-1000 lbs up \$5.13 and steers over 1000 lbs averaged \$0.43 lower than last week. Heifers weighing from 300-400 lbs were down \$4.62 from last week on average, 400-500 lbs down \$6.49, 500-600 lbs down \$2.22, 600-700 lbs up \$2.30, 700-800 lbs up \$6.62, 800-900 lbs up \$2.61 and heifers 900 lbs plus averaged \$3.00 lower than last week's weighted average.

The Quebec electronic market this week traded at \$294.00 dressed, down \$6.75 from last week on average.

Alberta direct trade was under pressure this week with sales from \$290.50-\$291.50 dressed with steers averaging \$290.73 down \$7.64 and heifers \$291.14 down \$7.44 from last week on average. Canfax reported: "Over the past two weeks fed prices have dropped 16.00, moving from the low 190's to now the mid 170's. Buyers were indicating cattle that they bought this week would be picked up by early June."

The US cash cattle trade for the week ending May 12th, reported by the USDA Mandatory Price report, listed live steers and heifers for the week, from \$127.00-\$141.00 with steers averaging \$137.28 down \$7.32 from last week on average. Heifers averaged \$137.09 live down \$7.19. On the rail steers and heifers traded from \$210.00-\$225.00 dressed, averaging \$220.33 for steers down \$9.47 from last week, while heifers averaged \$220.50 down \$8.61. Up until Wednesday of this week the market has been untested. The Fed Cattle Exchange online auction Wednesday morning had 2,379 head on offer with 1,621 head sold. Prices ranged from \$130.00-\$135.75 with delivery dates 1-9 days averaging \$135.16 down \$3.56 from last week. Cattle for delivery in 1-17 days averaged \$134.28 and cattle being delivered from 17-30 days averaged \$130.84. On the cash market, on Wednesday a light test in the south surfaced from \$128.00-\$136.00 averaging \$133.50-\$134.00 down around \$4.00 from last week while a few sales in the north ranged from \$203.00-\$215.00 dressed, mostly \$213.00 down approximately \$7.00 from last week. On Thursday light to moderate trade in the south ranged from \$129.00-\$136.00 averaging \$134.00 which is steady to Wednesday's lower market. Business in the north ranged from \$212.00-\$214.00 averaging \$212.00-\$212.50 down \$7.00-\$8.00 from last week. At time of reporting, Friday noon there are a couple of bids in the north at \$212.00-\$214.00 dressed but for the most part the bulk of this week's trade is completed.