



Weekly Market Information Report for the week ending Thursday, October 5, 2017

The following information is collected from various sources and disseminated by Beef Farmers of Ontario.

ONTARIO DIRECT TO PACKER RAILGRADE CATTLE TRADE

Prices are on a carcass weight basis before grade and weight discounts. Weekly Range:

A Grade Steers	218.00-228.00
A Grade Heifers	217.00-227.00

ONTARIO LIVE CATTLE TRADE

Ontario auction sales this week saw weighted average price ranges for:

FED CATTLE	Volume	Price Range	Average	Top	Last Week Avg
Large Frame Steers +1250	84	125.20-135.65	131.25	141.00	127.46
Medium Frame Steers +1250	89	124.16-133.56	129.93	147.00	117.67
Large & Medium Frame Steers +1250	173	124.17-134.43	130.52	147.00	124.70
Large Frame Heifers +1000	52	120.94-130.58	127.28	141.00	125.95
Medium Frame Heifers +1000	65	121.48-128.87	125.41	146.00	118.83
Large & Medium Frame Heifers +1000	117	120.31-130.23	126.32	146.00	124.08
Cows - All Weights	1,691	60.94-86.32	73.27	123.99	70.64
Bulls - All Weights	113	87.89-117.64	98.27	220.00	101.91

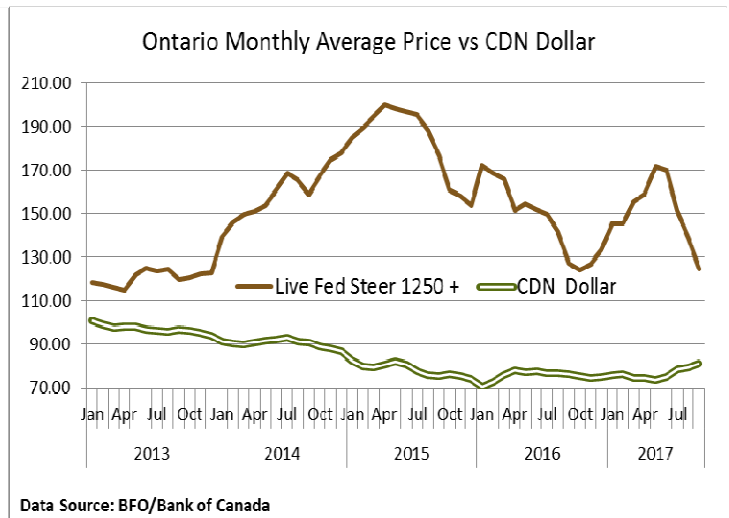
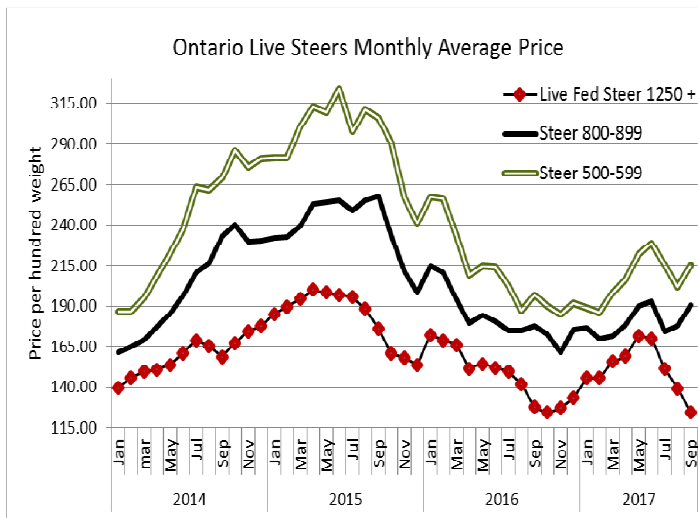
STOCKERS - Large and Medium Frame

STEERS	Volume	Price Range	Average	Top	Last Week Avg
1000+	1,363	168.73-188.29	181.76	191.00	176.64
900-999	1,338	183.63-197.32	191.26	205.75	187.04
800-899	739	181.82-204.79	195.95	213.00	193.63
700-799	464	173.89-217.94	200.99	228.00	201.41
600-699	653	156.47-229.28	208.05	246.00	207.82
500-599	709	164.59-248.04	220.35	263.00	217.37
400-499	442	174.86-262.56	235.14	277.99	233.09
-399	142	181.36-254.41	230.26	297.00	228.29

HEIFERS	Volume	Price Range	Average	Top	Last Week Avg
+900	342	140.20-169.14	156.43	187.00	148.40
800-899	430	169.86-184.54	177.32	191.50	165.50
700-799	325	146.43-183.53	169.66	194.50	176.15
600-699	294	149.25-184.73	168.52	200.00	172.60
500-599	438	151.46-214.11	190.06	237.00	178.86
400-499	324	168.07-218.18	198.31	237.00	188.82
300-399	87	181.51-226.07	211.10	250.99	201.75
-299	9	156.22-237.89	218.99	265.00	197.85

At Kawartha Lakes Community Sale Barn, September 23, 2017 –32 stockers, 105 cows, 9 bulls, 78 veal

	Price Range	Avg.	Top
Cows	61.00-80.00	69.54	84.00
Veal 600 lbs & over	70.00-137.00	113.76	147.50
Veal 125 lbs & less	90.00-260.00	125.54	260.00



Data Source: BFO/Bank of Canada

Denfield Livestock Exchange Inc., October 3, 2017: 99 Fed Cattle, 26 Veal, 2 Bulls, 51 Cows & 154 Drop Calves

	Price Range	Top		Price Range	Top
Choice steers	135.00-140.00		Good beef cows	80.00-90.00	
Good steers	130.00-135.00		Good Holstein cows	80.00-90.00	
Choice heifers	135.00-140.00	143.50	D1 & D2 Cows	70.00-80.00	
Good heifers	130.00-135.00		D3 & D4 Cows	60.00-70.00	
Good Holstein veal	135.00-145.00		Choice drop calves	\$200.00-\$300.00/hd	\$375.00/hd
Plain & heavy veal	130.00-140.00		Good drop calves	\$100.00-\$200.00/hd	
Good beef bulls	93.00		Plain & Newborns	\$50.00-\$100.00/hd	
Good Hol bulls	96.00				

At Renfrew Pontiac Livestock Ltd.: October 3, 2017 – 10 Replacement Calves, 56 Cows, 4 Bulls

	Price Range	Top
Replacement Calves	80.00-140.00	300.00
Cows D1 & D2	85.00-98.00	106.00
Cows D3	71.00-84.00	
Cows D4	68.00-71.00	
Bulls	96.00-103.00	109.00

At Aylmer Stockyards Inc.: September 27, 2017 – 55 Veal, 97 Cows, 3 Bulls, 13 Fed Cattle, 8 Stockers

	Price Range	Average	Top
Cows	54.00-109.00	80.30	109.00
Veal over 600 lbs	86.99-155.00	133.00	155.00

ONTARIO STOCKER & FEEDER TRADE

Stocker sale at Brussels Livestock: September 29, 2017 – 1,224 Stockers

Steers	Price Range	Average	Top	Heifers	Price Range	Average	Top
1000+	159.00-188.75	172.82	188.75	900+	143.00-166.50	153.81	183.00
900-999	174.50-193.75	185.05	194.00	800-899	151.25-181.00	168.02	187.00
800-899	174.00-201.00	191.43	211.00	700-799	160.00-193.00	171.97	193.00
700-799	198.00-212.25	208.10	212.25	600-699	151.00-177.00	166.52	179.00
600-699	189.00-233.00	218.68	233.00	500-599	160.00-194.00	185.54	194.00
500-599	194.00-239.50	221.00	241.00	400-499	175.00-219.00	197.98	219.00
400-499	214.00-251.00	235.00	256.00	300-399	197.00-235.00	224.14	235.00
399-	247.00-265.00	255.17	285.00				

Stocker sale at: **Community Livestock Exchange: October 3, 2017 – 249** Stockers

Steers	Price Range	Average	Top	Heifers	Price Range	Average	Top
600-699	102.49-220.00	165.19	220.00	700-799	128.00-166.99	144.99	166.99
500-599	138.99-247.00	204.19	247.00	600-699	117.50-172.99	143.99	172.99
400-499	130.00-264.99	224.40	264.99	500-599	117.99-200.00	168.70	200.00
399-	119.99-225.00	164.10	225.00	400-499	114.99-218.50	189.10	218.50

Stocker sale at: **Keady Livestock Market: October 3, 2017 – 804** Stockers

Steers	Price Range	Average	Top	Heifers	Price Range	Average	Top
1000+	172.75-191.00	187.52	191.00	900+	155.00-182.50	170.00	182.50
900-999	199.00-199.25	199.18	199.25	800-899	186.00-189.25	188.43	189.25
800-899	199.00-210.00	205.82	210.00	700-799	178.00-192.00	186.74	194.00
700-799	197.50-218.50	211.54	220.00	600-699	167.50-187.00	176.98	187.00
600-699	175.00-228.00	216.50	228.00	500-599	182.50-200.00	189.30	200.00
500-599	220.00-242.00	235.70	242.00	400-499	177.50-195.00	187.38	199.00
400-499	225.00-249.00	241.95	249.00	300-399	197.50	197.50	212.50
399-	205.00-248.00	244.09	248.00				

Stocker sale at: **Renfrew Pontiac Livestock: October 3, 2017 – 365** Stockers

Steers	Price Range	Average	Top	Heifers	Price Range	Average	Top
800-899	155.00-193.99	184.60	193.99	600-699	158.00-179.00	169.10	179.00
700-799	122.50-214.00	192.39	214.00	500-599	169.99-208.99	194.19	208.99
600-699	144.99-235.00	207.29	235.00	400-499	185.00-225.00	210.59	225.00
500-599	135.00-243.99	225.19	243.99	300-399	172.50-235.00	207.39	235.00
400-499	155.00-254.99	224.69	254.99	299-	130.00-235.00	210.70	235.00
399-	160.00-262.50	228.20	262.50				

Stocker sale at **Ontario Livestock Exchange: September 27, 2017 – 565** Stockers

Steers	Price Range	Average	Top	Heifers	Price Range	Average	Top
1000+	169.00-189.50	181.80	189.50	900+	145.00-164.00	153.50	164.00
900-999	184.00-198.00	193.60	198.00	800-899	161.00-172.50	170.10	172.50
800-899	188.50-200.50	195.25	200.50	700-799	173.50-13 hd		
700-799	186.50-218.00	199.69	218.00				
600-699	194.50-199.00	197.38	199.00				

Stocker sale at: **Ontario Livestock Exchange, October 5, 2017 – 288** Stockers

Steers	Price Range	Average	Top	Heifers	Price Range	Average	Top
1000+	125.00-178.00	151.08	178.00	600-699	117.50-172.50	143.46	172.50
800-899	140.00-175.00	152.68	175.00	500-599	142.50-182.50	164.79	182.50
700-799	146.00-182.50	163.63	205.00	400-499	163.00-187.50	174.00	187.50
600-699	137.50-207.50	176.74	207.50	300-399	110.00-230.00	191.39	230.00
500-599	147.50-185.00	163.85	185.00				
400-499	157.50-215.00	180.71	217.50				

Stocker sale at: **Ontario Stockyards Inc. October 5, 2017 – 517** Stockers

Steers	Price Range	Average	Top	Heifers	Price Range	Average	Top
900-999	125.00-146.00	132.50	171.00	900+	120.00-148.00	129.47	148.00
800-899	164.00-184.00	174.54	203.00	800-899	130.00-170.00	144.42	174.00
700-799	169.50-215.00	196.52	216.00	700-799	127.50-173.50	150.62	192.00
600-699	185.00-228.00	208.00	228.00	600-699	143.00-190.00	162.21	196.75
500-599	205.00-253.00	230.78	255.00	500-599	171.00-200.00	185.63	200.00
400-499	211.00-266.00	243.83	266.00	400-499	172.50-214.00	196.40	217.50
399-	239.00-256.00	247.36	265.00	300-399	200.00-220.00	217.68	220.00

Stocker sale at: **Ottawa Livestock Exchange, October 5, 2017 – 187** Stockers

Steers	Price Range	Average	Top	Heifers	Price Range	Average	Top
900-999	144.00-190.00	175.57	190.00	600-699	157.00-194.00	177.54	198.00
800-899	118.00-198.00	160.80	198.00	500-599	174.00-206.00	191.63	206.00
700-799	174.00-217.00	196.33	218.00	400-499	142.00-198.00	176.86	208.00
600-699	196.00-226.00	217.04	226.00				
500-599	208.00-239.00	224.08	244.00				
400-499	216.00-246.00	227.82	246.00				

ONTARIO STOCKER & FEEDER TRADE SPECIAL FALL SALES

Stocker sale at **Keady Livestock Market: September 29, 2017 – 1,463** Stockers (yearling sale- overnight stand)

Steers	Price Range	Average	Top	Heifers	Price Range	Average	Top
1000+	184.50-187.50	186.83	189.75	800-899	184.00-185.50	185.12	185.50
900-999	189.00-199.50	194.33	205.75				
800-899	203.25-213.00	206.79	213.00				
700-799	186.00-220.00	206.78	220.00				

A good quality offering of yearlings sold \$1.00-\$2.00 cwt higher on a good demand.

Stocker sale at **Rainy River Cattlemen's Sale: September 30, 2017 – 1,294** Stockers, **130** cows, **25** bulls

Steers	Price Range	Average	Top	Heifers	Price Range	Average	Top
1000+	107.00-149.50	141.99	149.50	900+	73.99-150.00	128.89	150.00
900-999	128.00-183.00	173.50	183.00	800-899	113.99-183.00	148.30	183.00
800-899	119.99-208.00	187.79	208.00	700-799	110.00-185.29	175.20	185.29
700-799	137.00-227.99	198.10	227.99	600-699	181.00-188.99	185.20	188.99
600-699	130.00-233.99	211.60	233.99	500-599	136.00-237.00	199.39	237.00
500-599	136.00-256.00	219.09	256.00	400-499	169.99-237.00	208.09	237.00
400-499	146.99-277.99	241.19	277.99	300-399	189.99-250.99	232.50	250.99
399-	153.00-297.00	270.29	297.00	Bulls +1600	88.20-98.79	94.39	98.79
Cows	55.00-100.20	80.70	123.99	Bulls -1600	89.00-189.99	109.49	220.00

Cows and bulls sold steady to stronger. A good run of stockers sold on a strong demand at higher prices!

Stocker sale at **Ontario Stockyards Inc., October 3, 2017- 562** yearlings

Steers	Price Range	Average	Top	Heifers	Price Range	Average	Top
1000+	153.00-181.00	168.02	181.50	900+	163.50-187.00	177.86	187.00
900-999	181.00-193.50	186.68	193.50	800-899	186.25-190.75	188.32	190.75
800-899	182.50-206.50	197.47	206.50	700-799	162.50-194.50	182.98	194.50
700-799	190.00-220.00	207.37	220.00	600-699	150.00-177.00	165.88	194.00
600-699	187.50-200.00	195.86	215.00				
500-599	190.00-191.00	190.72	191.00				

Most classes sold on a strong trade with prices fully steady to \$2.00 cwt higher.

Stocker sale at: **Kawartha Lakes Community Sale Barn, October 4, 2017- 664** Stockers

Steers	Price Range	Average	Top	Heifers	Price Range	Average	Top
1000+	150.00-190.50	185.39	190.50	900+	150.00-182.50	173..59	182.50
900-999	175.00-199.50	189.81	199.50	800-899	171.50-191.50	178.28	191.50
800-899	160.00-205.50	192.31	205.50	700-799	120.00-174.00	158.58	174.00
700-799	198.00-228.00	209.21	228.00	600-699	162.50-200.00	196.59	200.00
600-699	200.00-246.00	224.68	246.00	500-599	190.50-215.50	206.61	215.50
500-599	170.00-263.00	226.77	263.00	400-499	221.00-227.00	222.33	227.00
400-499	177.50-266.00	244.78	266.00	300-399			
399-	225.00-242.50	232.08	242.50				

Peterborough/Victoria Counties Yearling Sale! A good offering of stockers sold actively with steady to higher prices!

ONTARIO BRED COW SALES

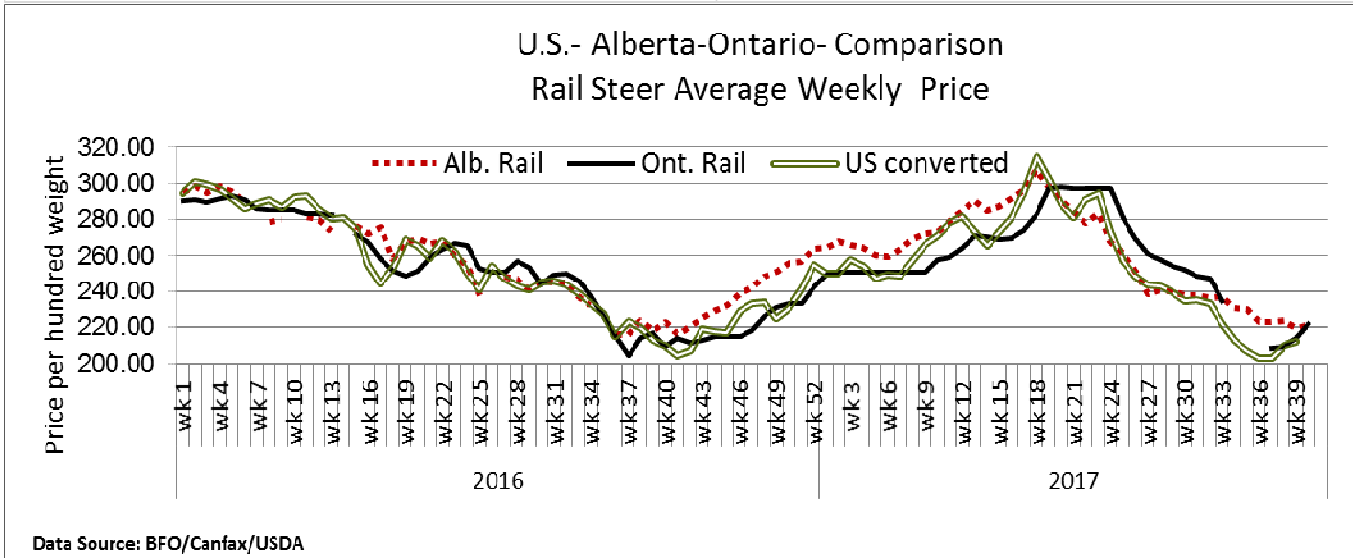
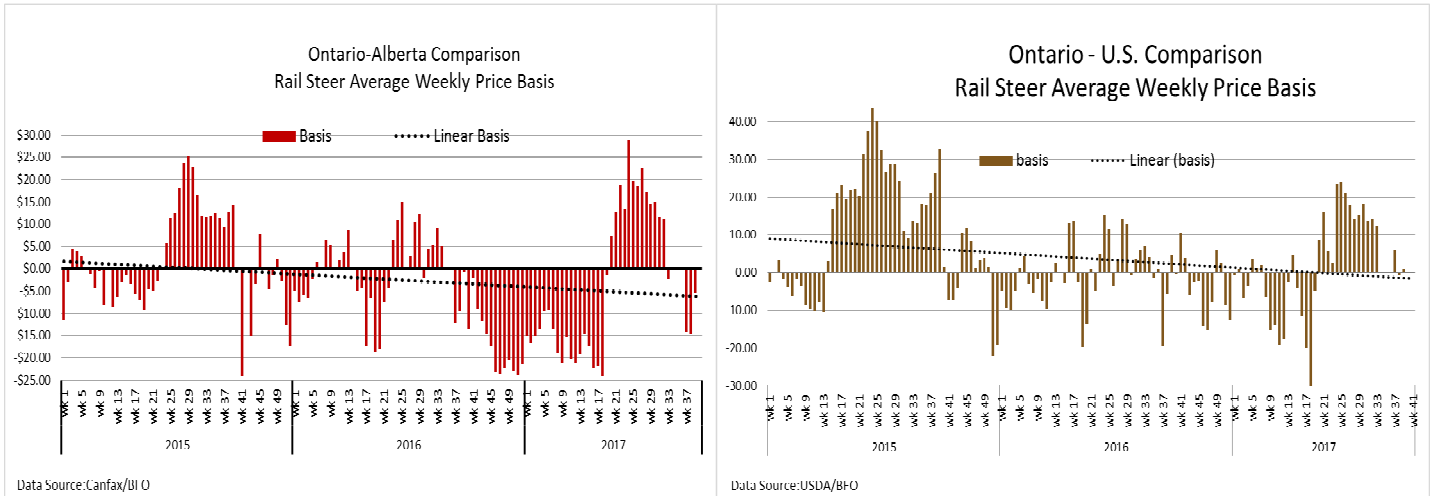
Ontario Livestock Exchange, October 5, 2017- 73 Bred cows, 8 Cow calf pairs

	Exotic and Exotic X	British and British X
Top quality bred cows	\$1600-\$1800	\$1800-\$2400
Avg quality bred cows	\$1400-\$1600	\$1500-\$1600
Top quality cow/calf pairs	N/T	N/T
Avg quality cow/calf pairs	\$1600-\$2400	N/T

Dispersal cows sold actively at strong prices. (prices are \$ per head and \$ per pair)

QUEBEC ELECTRONIC AUCTION MARKET (F.O.B. THE FEEDLOT)

On Thursday, October 5, 2017	Price 221.25-224.00	Change from Last Week +9.09
------------------------------	------------------------	--------------------------------



ALBERTA DIRECT TRADE

Week Ending Thursday, October 5, 2017

Steers	Live	N/T	Flat rail	220.00-222.50
Heifers	Live	N/T	Flat rail	N/T

U.S. TRADE (U.S. funds)

Week Ending Thursday, October 5, 2017

Choice and Select Steers and Heifers:	Live	N/T
	Rail	N/T

LIVE CATTLE EXPORTS-ONTARIO

	Week ending Sept 16, 2017	Week ending Sept 9, 2017	Year to Date
Total live slaughter cattle exported from Ontario to the U.S.	2,313	2,217	94,140
Steers & Heifers	528	404	18,281
Cows	1,455	1,373	56,093
Bulls	330	440	19,766

CANADIAN BOXED BEEF CUT-OUT VALUES

Week Ending	AAA	AA
September 22, 2017	2.3920	2.3216
September 15, 2017	2.4643	2.3308
September 8, 2017	2.4273	2.3685

U.S. BOXED BEEF CUT-OUT VALUES (U.S. funds)

	Choice 600-900	Select 600-900
Current Five Day Average:	197.27	188.83

USDA ESTIMATED CATTLE PROCESSING VOLUME

	Week Ending October 7, 2017	Previous Week	Year Ago
Grand Total	632,000	648,000	610,000

FEDERALLY INSPECTED CANADIAN PROCESSING

	Week Ending Sept 30, 2017	# of hd change from week ago	YTD	% Change (Week Ago)	% Change (Year Ago)
Grand Total	58,659	-238	2,103,670	-0%	+6%
Western Slaughter	46,075	-117	1,633,657	-0%	+7%
Eastern Slaughter	12,584	-121	470,013	-1%	+6%

AVERAGE CARCASS WEIGHTS – CANADA

	Steers	Heifers
Sept 30, 2017	922	841
Sept 23, 2017	924	845
Oct 1, 2016	931	850

LIVE CATTLE – CANADA

IMPORTS		Import % change from 2016 YTD	EXPORTS		Export % change from 2016 YTD
Jan 1- July 31			Jan 1-Sept 23		
Pure bred	3,535	+88%	Slaughter steers & heifers	233,417	+7%
Non-pure bred	27,937	+181%	Feeder steers & heifers	98,861	-37%
			Cows & Bulls	142,647	-25%

BEEF EXPORTS – CANADA

United States		Change from last year YTD	Mexico	Change from last year YTD
Jan 1 – July 31			Jan 1 – July 31	
Total	155,372 tonnes	+3% or +5,064 tonnes	9,787 tonnes	+19% or +1,554 tonnes

BEEF PRODUCTION – CANADA

	Jan 1 – September 30	Last Year Same Time	% Change
Fed	695,294 tonnes	686,816 tonnes	+1%
Non-fed	112,106 tonnes	98,656 tonnes	+14%

BEEF IMPORTS – CANADA

	Jan 1 – September 30	Last Year Same Time	% Change
United States	91,865 tonnes	91,015 tonnes	+1%
Non-NAFTA	33,886 tonnes	48,684 tonnes	-30%
Total	130,872 tonnes	145,408 tonnes	-10%

CHICAGO MERCANTILE EXCHANGE

Closing quotes on futures today were as follows:

Live Cattle			Feeder Cattle			Corn		Soybeans		Canadian \$				
\$/cwt US			\$/cwt US			\$/bu US		\$/bu US		¢/bu				
Oct	111.02	+0.87	Oct	153.95	+0.37	Dec	3.500	+0.4	Nov	9.722	+4.0	Spot	79.80	+0.26
Dec	116.92	+0.87	Nov	155.75	+0.90	Mar	3.632	+0.6	Jan	7.830	+4.0	Oct	79.81	+0.26
Feb	120.72	+0.95	Jan	153.70	+1.12	May	3.720	+0.4	Mar	9.922	+4.2	Dec	79.84	+0.26
Apr	121.60	+0.50	Mar	151.65	+1.10	Jul	3.796	+0.4	May	10.012	+4.2	Mar	79.87	+0.26
Jun	115.20	+0.72	Apr	151.15	+0.77	Sep	3.866	+0.2	Jul	10.090	+4.4	Jun	79.88	+0.25
Aug	112.30	+0.75	May	149.92	+0.50	Dec	3.964	+0.6	Aug	10.096	+4.6	Sep	79.88	+0.25

Beef Farmers of Ontario, 130 Malcolm Road, Guelph, ON N1K 1B1 Phone: (519) 824-0334 Fax: (519) 824-1930 or email: markets@ontariobeef.com

OBCFPP LICENCE CHANGES

Licence Cancelled/failed to renew:

Abattoir:

Bilal Farms Inc, 47 Farmfield Cres, Ottawa, Ontario K2M 2S8

Mr. Beef Inc, 223 McWatty Road, Pakenham, Ontario K0A 2X0

ONTARIO STOCKER & FEEDER TRADE SPECIAL FALL SALES

7-Oct	10:00 am	Brussels Livestock	4H Show and Sale
7-Oct	11:00 am	Denfield Livestock Exchange	Vaccinated stockers, bred cows, cow/calf pairs
9-Oct	7:00 pm	Maple Hill Auctions Ltd	Stocker Sale
11-Oct	7:00 pm	Brussels Livestock	Bred cows, cow/calf pairs
12-Oct	11:00 am	Ontario Stockyards Inc	CDN Angus Certification Program/CDN Hereford Assoc Sale, Leeds/Grenville Calf Sale
13-Oct	9:00 am	Keady Livestock Market	Grass yearling sale- overnight stand
13-Oct	12:00 pm	Temiskaming Livestock Sales	Calf and yearling sale
14-Oct	10:00 am	Thessalon-Algoma Livestock Co-op	Calves
14-Oct	1:00 pm	Maple Hill Auctions Ltd	Bluewater Angus Sale
18-Oct	10:00 am	Kawartha Lakes Community Sale Barn	Stocker Sale
20-Oct	9:00 am	Keady Livestock Market	Grass Yearling Sale- overnight stand
20-Oct	10:00 am	Brussels Livestock	Vaccinated stockers and Hereford Influence Sale
20-Oct	11:00 am	Community Livestock Exchange	Quinte Cattlemen's Sale-100% vaccinated
20-Oct	cancelled	Listowel Livestock	Local Calf Sale- Cancelled
21-Oct	8:30 am	Rainy River Cattlemen's Sale-Stratton	Later season calves, yearlings, cows etc
21-Oct	11:00 am	Denfield Livestock Exchange	Vaccinated stockers, bred cows & cow/calf pairs
21-Oct	1:00 pm	Maple Hill Auction Ltd	"Uppin the Ante" Charolais Sale

Comments for the week ending October 5, 2017

Slightly larger receipts of 290 fed steers and heifers sold through auction markets this week, up 53 head from last week but 75 less than the same week last year. Fed steers traded from \$124.17-\$134.43 averaging \$130.52 up \$5.82 from last week and \$6.59 stronger than year ago prices. The fed heifers sold from \$120.31-\$130.23 averaging \$126.32 up \$2.24 from last week and \$8.35 above year ago prices. Auction markets reported demand as strong with prices anywhere from \$2.00-\$5.00 cwt higher than the previous week, with one report of steady prices earlier in the week. Extra fancy cattle were reported to bring further premiums.

Ontario railgrade prices showed some improvement this week, even with a short week ahead. Steers started out the previous Friday from \$218.00-\$220.00 dressed. By Wednesday prices had increased to \$226.00-\$228.00 dressed. Heifers followed the same pricing trend starting the week at \$217.00-\$219.00 dressed and ending the week from \$225.00-\$227.00. This week's average prices are up \$7.75 from the week before on average, and \$12.25 stronger than last year at this time.

The cull cow market was also stronger with 1,691 head sold through auction markets, up 204 from last week but 430 below last year at this time. Cull cows sold from \$60.94-\$86.32 averaging \$73.27 up \$2.63 from last week and \$0.29 stronger than last year at this time. Auction markets reported active trading at prices steady to higher, up \$3.00-\$5.00 cwt. As the week progressed the market went to fully steady with better quality trading higher. The market ended the week as barely steady.

Much larger receipts of stocker and feeder cattle came to market this week as the number of special fall sales increase. There were 8,099 stockers sold through auction markets up 4,218 head from last week but 93 less than the same week last year. Auction markets all reported a good demand with strong active trading. Lighter weights were reported as steady to \$2.00 cwt higher on strong demand. Heavier weights and grass types were fully steady to \$2.00-\$5.00 cwt higher, with good quality cattle on a very strong demand. The week ended with prices holding steady. Actual average prices this week for steers 400-500 lbs was up \$2.05 from last week on average, 500-600 lbs up \$2.98, 600-700 lbs up \$0.23, 700-800 lbs down \$0.42, 800-900 lbs up \$2.32, 900-1000 lbs up \$4.22 and steers over 1000 lbs averaged \$5.12 stronger than last week, on average. Heifers 300-400 lbs were up \$9.35 from last week, heifers 400-500 lbs up \$9.49, 500-600 lbs up \$11.20, 600-700 lbs down \$4.08, 700-800 lbs down \$6.49, 800-900 lbs up \$11.82 and heifers over 900 lbs were up \$8.03 from last week on average. Steer average prices this week were \$16.00-\$22.00 above year ago prices, while heifers were up \$7.60-\$18.25 from last year at this time.

The Quebec electronic market this week ranged from \$221.25-\$224.00 dressed, up \$9.29 from last week on average.

Alberta direct trade was light this week with prices slightly stronger. Canfax reported live steers from \$220.00-\$222.50 dressed, up \$1.98 from last week on average, while not enough heifers sold to establish a market trend. Canfax also noted that cattle that needed to be marketed were, while the remainder were carried over.

The US cash cattle trade for the week ending September 29th, was steady to slightly higher. The USDA Mandatory Price Report listed live sales last week ranging from \$107.00-\$110.00 live with steers averaging \$108.01 down \$0.49 from the previous week, while heifers averaged \$108.05 down \$0.41. On the rail steers and heifers traded from \$168.00-\$175.50 dressed, with steers averaging \$171.73 up \$1.09 from the previous week, while heifers averaged \$171.50 up \$0.73. This week, at the Fed Cattle Exchange online auction in the US Wednesday morning, there were 1,732 head of cattle on offer, with 1,109 head sold. Heifers sold from \$107.00-\$107.50 live with delivery in 1-9 days. Steers traded from \$108.00-\$108.50 with delivery anywhere from 1-17 days. Prices online were steady to last week's cash market. This week the cash market has remained untested. At time of reporting Friday afternoon, the market is starting to improve with bids now sitting at \$109.00 live in the south, up \$1.00 from last week, and \$170.00-\$174.00 dressed in the north, but no sales have been reported. Asking prices are reported as firm at \$110.00-\$112.00 live in the south and \$174.00-\$176.00 dressed in the north. Cattle futures closed slightly higher also. Moderate to active trade should develop at any time and the market tone appears to be steady to higher.