



## Weekly Market Information Report for the week ending Wednesday March 31, 2021

The following information is collected from various sources and disseminated by Beef Farmers of Ontario.

*This report is short one day due to the Good Friday Holiday resulting in lighter volumes sold.*

### ONTARIO DIRECT TO PACKER RAILGRADE CATTLE TRADE

Prices are on a carcass weight basis before grade and weight discounts. Weekly Range:

A Grade Steers	240.00
A Grade Heifers	239.00-240.00

### ONTARIO LIVE CATTLE TRADE

Ontario auction sales this week saw weighted average price ranges for:

FED CATTLE	Volume	Price Range	Average	Top	Last Week Avg
Large Frame Steers +1250	54	140.05-146.99	143.37	159.50	141.64
Medium Frame Steers +1250	59	136.44-144.27	140.61	149.00	137.08
Large & Medium Frame Steers +1250	113	136.82-146.15	141.96	159.50	140.30
Large Frame Heifers +1000	85	133.56-142.05	139.35	149.00	140.36
Medium Frame Heifers +1000	124	122.10-142.43	134.98	167.00	137.51
Large & Medium Frame Heifers +1000	209	127.23-143.98	137.66	167.00	139.44
Fed steers, Dairy & Dairy Cross +1250	15	84.30-117.80	108.28	129.00	110.97
Fed heifers, Dairy & Dairy Cross +1000	93	75.79-105.28	89.95	116.00	89.67
Cows - All Weights	1,911	57.66-84.89	70.17	121.00	70.22
Bulls - All Weights	83	81.29-108.11	93.49	181.21	89.39

### STOCKERS - Large and Medium Frame

STEERS	Volume	Price Range	Average	Top	Last Week Avg
1000+	516	152.06-175.55	164.00	179.50	156.55
900-999	459	156.23-181.61	171.11	187.00	170.08
800-899	224	153.87-184.91	173.29	195.00	178.05
700-799	362	164.45-199.69	182.00	218.00	183.75
600-699	253	167.31-211.43	191.44	231.00	209.37
500-599	154	165.68-225.33	199.19	247.99	218.69
400-499	67	204.59-240.44	224.90	272.00	220.63
-399	12	149.92-311.42	206.89	400.00	226.27

HEIFERS	Volume	Price Range	Average	Top	Last Week Avg
+900	224	136.54-162.90	152.84	168.50	145.65
800-899	134	138.52-163.83	154.10	175.00	150.98
700-799	262	136.91-174.63	156.15	194.99	166.07
600-699	234	147.00-186.01	166.92	199.00	172.52
500-599	216	150.45-208.26	182.77	241.00	176.21
400-499	89	166.80-211.01	191.67	227.99	177.76
300-399	14	187.79-200.64	194.88	240.00	192.49
-299	4	N/T	N/T	N/T	N/T

At Kawartha Lakes Community Sale Barn, March 20, 2021 – 219 cows, 14 bulls, 36 veal

	Price Range	Avg.	Top
Cows	66.00-92.00	74.85	121.00
Bulls over 1600 lbs	91.00-115.00	96.35	115.00
Bulls under 1600 lbs	89.00-181.21	122.78	181.21
Veal 600 lbs +	97.00-116.00	105.68	129.00

**Denfield Livestock Exchange Inc., March 30, 2021: 169 Fed Cattle, 29 Veal, 138 Cows, 4 Bulls**

	<b>Price Range</b>	<b>Average</b>	<b>Top</b>
<b>Large &amp; Medium Frame Fed Steers +1250 lbs</b>	143.75-151.00	146.53	159.50
<b>Large &amp; Medium Frame Fed Heifers +1000 lbs</b>	142.00-148.00	144.35	167.00
<b>Cows</b>	60.00-80.00	70.75	80.00
<b>Veal over 600 lbs</b>	103.00-118.00	112.17	127.00

**At Aylmer Stockyards Inc.: March 24, 2021 – 20 veal, 274 Cows, 59 fed cattle, 5 bulls**

	<b>Price Range</b>	<b>Average</b>	<b>Top</b>
<b>Large &amp; Medium Frame Fed Steers 1250 lbs +</b>	109.00-139.99	130.80	139.00
<b>Large &amp; Medium Frame Fed Heifers 1000 lbs +</b>	83.99-139.99	119.39	139.99
<b>Fed Heifers, Dairy &amp; Dairy Cross 1000 lbs +</b>	70.99-115.99	94.89	115.99
<b>Cows</b>	45.00-101.00	72.59	104.00
<b>Veal over 600 lbs</b>	85.99-132.49	113.10	132.49

**ONTARIO STOCKER & FEEDER TRADE**

**Stocker sale at Brussels Livestock: March 26, 2021 – 885 Stockers**

<b>Steers</b>	<b>Price Range</b>	<b>Average</b>	<b>Top</b>	<b>Heifers</b>	<b>Price Range</b>	<b>Average</b>	<b>Top</b>
<b>1000+</b>	139.25-162.00	151.81	164.00	<b>900+</b>	135.00-164.00	154.48	164.00
<b>900-999</b>	139.00-183.00	164.80	183.00	<b>800-899</b>	142.00-175.00	159.76	175.00
<b>800-899</b>	150.50-183.50	171.89	183.50	<b>700-799</b>	120.00-169.50	145.96	174.00
<b>700-799</b>	144.50-194.00	166.79	195.00	<b>600-699</b>	161.00-197.00	178.05	199.00
<b>600-699</b>	132.00-197.50	167.52	209.00	<b>500-599</b>	150.00-188.00	176.43	188.00
<b>500-599</b>	184.00-235.00	214.59	235.00	<b>400-499</b>	164.00-220.00	194.20	220.00
<b>400-499</b>	235.00-261.00	246.35	272.00	<b>300-399</b>	215.00-240.00	229.80	240.00
<b>399-</b>	258.00-175.00	269.75	275.00				

**Stocker sale at Kawartha Lakes Community Sales Barn: March 27, 2021 – 113 Stockers**

<b>Steers</b>	<b>Price Range</b>	<b>Average</b>	<b>Top</b>	<b>Heifers</b>	<b>Price Range</b>	<b>Average</b>	<b>Top</b>
<b>900-999</b>	136.00-157.00	152.50	157.00	<b>600-699</b>	120.00-180.00	164.17	180.00
<b>800-899</b>	172.50-179.00	178.24	179.00	<b>500-599</b>	157.50-197.50	183.06	197.50
<b>700-799</b>	150.00-179.50	172.18	179.50	<b>400-499</b>	175.00-201.00	186.12	201.00
<b>600-699</b>	142.50-196.00	187.71	196.00				
<b>500-599</b>	165.00-213.50	199.34	213.50				
<b>400-499</b>	202.50-232.50	218.99	232.50				

**Stocker sale at: Community Livestock Exchange: March 30, 2021 – 102 Stockers**

<b>Steers</b>	<b>Price Range</b>	<b>Average</b>	<b>Top</b>	<b>Heifers</b>	<b>Price Range</b>	<b>Average</b>	<b>Top</b>
<b>600-699</b>	144.99-216.99	187.90	216.99	<b>600-699</b>	125.00-183.00	171.79	183.00
<b>500-599</b>	157.49-239.00	213.30	239.00	<b>500-599</b>	131.00-241.00	185.89	241.00
<b>400-499</b>	150.00-254.00	212.00	254.00	<b>400-499</b>	127.49-298.99	150.80	198.99

**Stocker sale at: Keady Livestock Market: March 30, 2021 – 432 Stockers**

<b>Steers</b>	<b>Price Range</b>	<b>Average</b>	<b>Top</b>	<b>Heifers</b>	<b>Price Range</b>	<b>Average</b>	<b>Top</b>
<b>1000+</b>	155.50-171.00	164.36	171.00	<b>700-799</b>	155.00-177.50	167.71	177.50
<b>900-999</b>	171.50-179.50	176.05	179.50	<b>600-699</b>	173.00-195.50	180.03	195.50
<b>800-899</b>	151.00-188.00	176.68	188.00	<b>500-599</b>	184.00-205.00	192.77	210.00
<b>700-799</b>	175.00-203.00	188.44	218.00	<b>400-499</b>	197.00-208.00	202.22	208.00
<b>600-699</b>	215.00-227.50	222.68	227.50				
<b>500-599</b>	175.00-230.50	203.63	230.50				
<b>400-499</b>	230.00-237.50	232.08	245.00				

Stocker sale at: **Renfrew Pontiac Livestock: March 30, 2021 – 235** Stockers

Steers	Price Range	Average	Top	Heifers	Price Range	Average	Top
800-899	94.99-173.99	152.29	173.99	800-899	112.50-135.00	129.69	135.00
700-799	161.00-200.99	189.99	200.99	700-799	125.00-180.00	149.59	180.00
600-699	155.00-217.49	188.99	217.49	600-699	138.99-190.99	170.90	190.99
500-599	147.50-247.99	222.19	247.99	500-599	140.99-225.00	190.19	225.00
400-499	162.50-231.00	205.10	231.00	400-499	152.49-227.99	203.90	227.99

Stocker sale at **Aylmer Stockyards Inc, March 31, 2021 – 103** stockers

Steers	Price Range	Average	Top	Heifers	Price Range	Average	Top
700-799	112.99-194.99	171.59	194.99	700-799	114.99-194.99	150.40	194.99
				500-599	122.50-178.00	157.89	178.00

Stocker sale at **Ontario Livestock Exchange, March 31, 2021 – 616** stockers

Steers	Price Range	Average	Top	Heifers	Price Range	Average	Top
1000+	155.00-179.50	167.27	179.50				
900-999	166.00-186.00	176.76	186.00				
800-899	175.00-195.00	188.03	195.00				
700-799	152.50-180.00	173.13	180.00				

Feeder cattle sold steady on a selective demand.

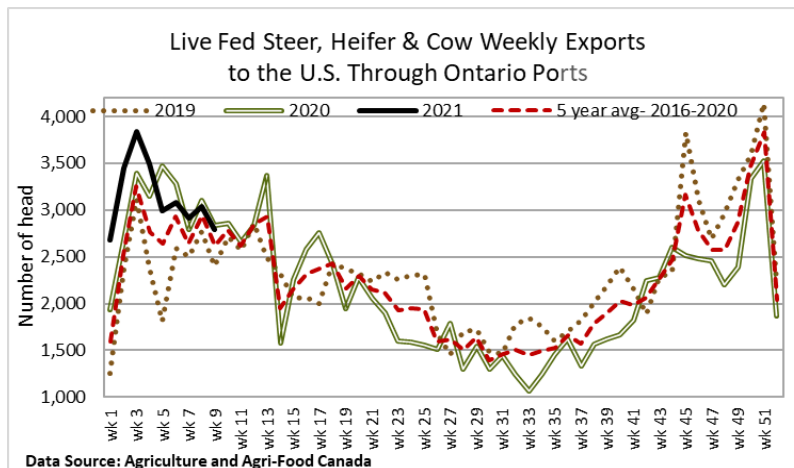
Stocker sale at **Vankleek Hill Livestock Exchange, March 31, 2021 – 193** stockers

Steers	Price Range	Average	Top	Heifers	Price Range	Average	Top
800-899	158.00-180.00	169.34	180.00	700-799	136.00-175.00	157.40	175.00
700-799	178.00-205.00	187.06	206.00	600-699	144.00-180.00	166.17	180.00
600-699	192.00-231.00	207.00	231.00	500-599	176.00-188.00	178.68	188.00
500-599	196.00-242.00	222.21	242.00				
400-499	136.00-200.00	180.93	200.00				

### ONTARIO STOCKER & FEEDER TRADE SPECIAL SPRING SALE

Stocker sale at **Denfield Livestock Exchange: March 27, 2021 – 487** Stockers

Steers	Price Range	Average	Top	Heifers	Price Range	Average	Top
900-999	122.50-178.00	159.70	187.00	900+	145.00-168.50	157.78	168.50
800-899	171.00-194.00	180.25	194.00	800-899	138.00-165.00	159.50	172.00
700-799	186.00-211.00	194.85	211.00	700-799	167.00-179.50	173.40	179.50
600-699	184.00-213.00	201.23	228.00	600-699	136.00-180.00	150.57	190.00
500-599	145.50-197.00	156.39	210.00	500-599	178.00-209.00	192.73	209.00
400-499	229.00-233.00	231.25	233.00	400-499	213.00-227.00	221.00	227.00



Data Source: Agriculture and Agri-Food Canada

### CATTLE EXPORTS-ONTARIO

**Week ending Mar 13, 2021    Week ending Mar 6, 2021    Year to Date 2021**

<b>Total live slaughter cattle exported from Ontario to the U.S.</b>	<b>2,918</b>	<b>3,224</b>	<b>32,464</b>
<b>Steers &amp; Heifers &amp; Cows</b>	2,797	3,038	30,910
<b>Bulls</b>	121	186	1,554

### ALBERTA DIRECT TRADE

For the week ending March 31, 2021

<b>Steers</b>	Live <b>FOB</b>	N/T	Rail <b>FOB</b>	N/T
<b>Heifers</b>	Live <b>FOB</b>	N/T	Rail <b>FOB</b>	N/T

### U.S. TRADE (U.S. funds)

For the week ending March 31, 2021

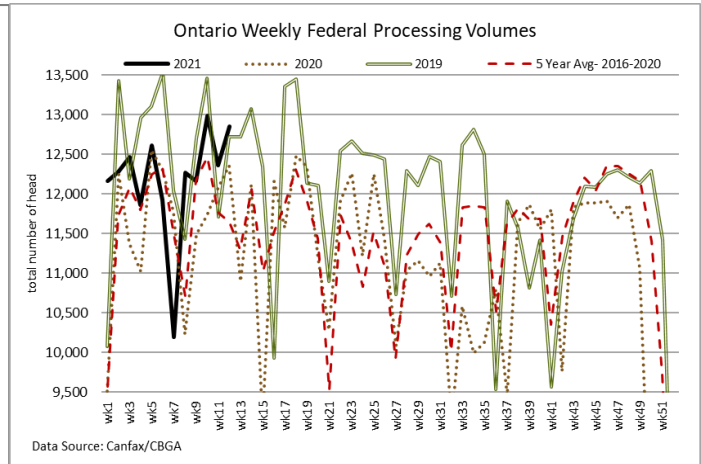
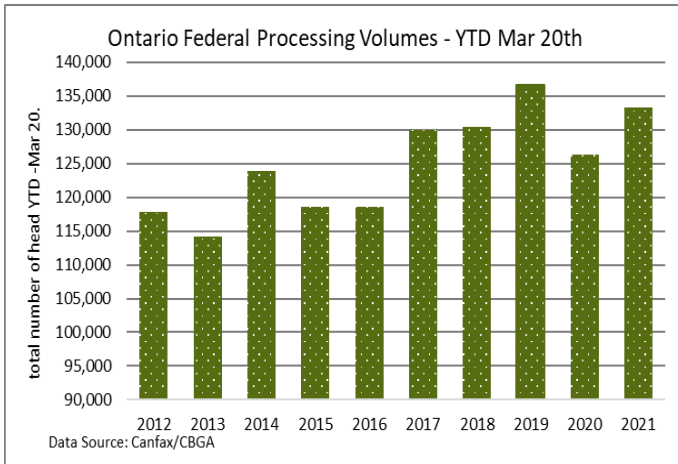
<b>Choice and Select Steers and Heifers:</b>	Live	116.00-118.00
	Rail	185.00

### QUEBEC ELECTRONIC AUCTION MARKET (F.O.B. THE FEEDLOT)

	<b>Price</b>	<b>Change from Last Week</b>
For the week ending March 31, 2021	238.75-239.00	+1.21

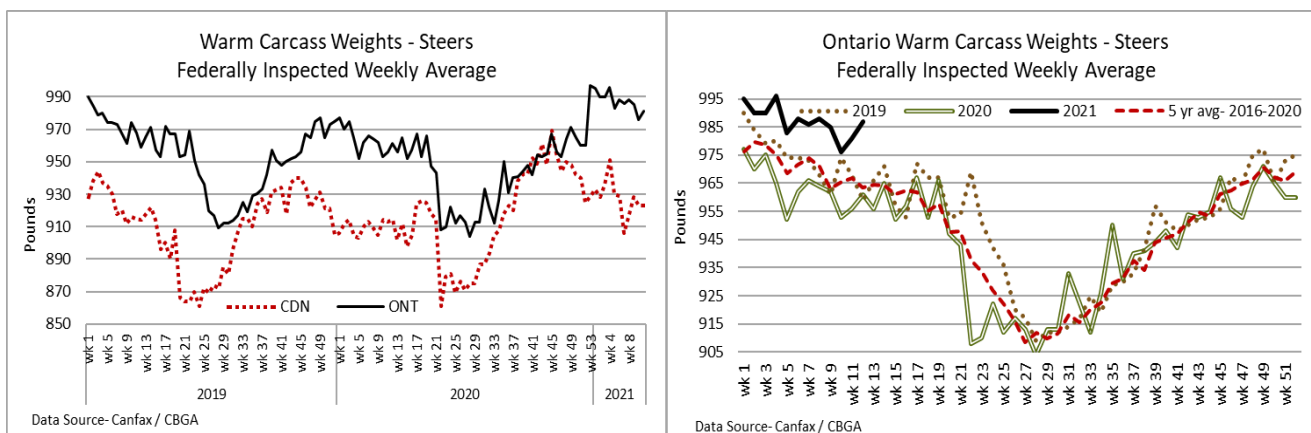
### FEDERALLY INSPECTED CANADIAN PROCESSING

	Week Ending Mar 27, 2021	# of hd change from week ago	YTD	% Change (Week Ago)	% Change (Year Ago)
<b>Grand Total</b>	61,062	-1,360	742,110	-2%	+6%
<b>Western Slaughter</b>	46,771	-1,785	578,569	-4%	+6%
<b>Eastern Slaughter</b>	14,291	+425	163,541	+3%	+8%



### AVERAGE CARCASS WEIGHTS – CANADA

	<b>Steers</b>	<b>Heifers</b>
<b>Mar 27, 2021</b>	927	878
<b>Mar 20, 2021</b>	923	861
<b>Mar 21, 2020</b>	914	853



### USDA ESTIMATED CATTLE PROCESSING VOLUME

	Week Ending Mar 27, 2021	Previous Week	Year Ago
<b>Grand Total</b>	N/A	N/A	N/A

### U.S. BOXED BEEF CUT-OUT VALUES (U.S. funds)

	Choice 600-900	Select 600-900
<b>Current Five Day Average</b>	241.12	232.12

### BEEF EXPORTS – CANADA

	<b>United States</b> Jan 1- Jan 31/21	Change from last year YTD	<b>Mexico</b> Jan 1- Jan 31/21	Change from last year YTD
<b>Total</b>	24,875 tonnes	+6% or – 1,298 tonnes	2,539 tonnes	+70% - 1,049 tonnes
	<b>Japan</b> Jan 1- Jan 31/21	Change from last year YTD	<b>China</b> Jan 1- Jan 31/21	Change from last year YTD
<b>Total</b>	4,314 tonnes	+3% or – 135 tonnes	1,198 tonnes	+46% - 380 tonnes

### LIVE CATTLE – CANADA

<b>IMPORTS</b>		Import % change from 2020 YTD	<b>EXPORTS</b>		Export % change from 2020 YTD
Jan 1- Jan 31/21			Jan 1- Mar 13/21		
Pure bred	58	-48%	Slaughter steers & heifers & cows	100,358	+0%
Non-pure bred	27,142	+7%	Feeder cattle & calves	12,351	-41%
			Bulls	5,412	-9%

### BEEF PRODUCTION – CANADA

	Jan 1 – Mar 20/21	Last Year Same Time	% Change
Fed	234,322 tonnes	204,453 tonnes	+15%
Non-fed	36,397 tonnes	40,249 tonnes	-10%

### BEEF IMPORTS – CANADA

	Jan 1 – Mar 20/21	Last Year Same Time	% Change
United States	21,706 tonnes	24,945 tonnes	-13%
Non-CUSMA	11,444 tonnes	9,361 tonnes	+22%
EU-28 (beef/veal total)	2,124 tonnes	3,002 tonnes	-29%
<b>Total</b>	<b>36,973 tonnes</b>	<b>39,081 tonnes</b>	<b>-5%</b>

## CHICAGO MERCANTILE EXCHANGE

Closing quotes on futures today were as follows:

Live Cattle			Feeder Cattle			Corn			Soybeans			Canadian \$		
Apr	120.02	-0.95	Apr	143.87	+0.00	May	5.596	-4.4	May	14.020	-34.6	Spot	79.68	+0.13
Jun	122.55	-0.35	May	149.22	-0.17	Jul	5.452	-2.2	Jul	13.966	-31.0	Jun	79.70	+0.13
Aug	121.52	-0.45	Aug	158.00	+0.72	Sep	5.010	+5.0	Aug	13.656	-19.4	Sep	79.70	+0.13
Oct	124.62	-0.60	Sep	158.62	+0.82	Dec	4.844	+7.0	Sep	12.964	-6.2	Dec	79.70	+0.13
Dec	127.45	-0.57	Oct	159.15	+0.90	Mar	4.912	+5.6	Nov	12.636	+7.4	Mar	79.72	+0.13
Feb	130.15	-0.50	Nov	159.30	+0.65	May	4.944	+4.0	Jan	12.622	+6.2	Jun	79.69	+0.13

Beef Farmers of Ontario, 130 Malcolm Road, Guelph, ON N1K 1B1 Phone: (519) 824-0334 Fax: (519) 824-9161 or email: [markets@ontariobeef.com](mailto:markets@ontariobeef.com)

## OBCFPP LICENCE CHANGES

### Now Licenced:

Tru Harvest Meats Inc., 70 Glen Scarlett Road, Toronto, ON M6N 1P4 (416) 742-4272

## ONTARIO STOCKER & FEEDER TRADE SPECIAL FALL SALES

Apr 3	10:00 am	Brussels Livestock	Regular Stocker Sale in Lieu of Good Friday
Apr 7	1:00 pm	Ontario Livestock Exchange	All Vaccinated Sale Every Wednesday
Apr 10	11:00 am	Denfield Livestock Exchange	Vaccinated Stocker Sale
Apr 13	11:00 am	Ontario Stockyards Inc	Spring All Vaccinated Sale
Apr 14	10:00 am	Kawartha Lakes Community Sale Barn	Special Spring Sale
Apr 14	7:00 pm	Cargill Auction Market Inc	Stocker Sale-All Breeds
Apr 15	11:00 am	Ontario Stockyards Inc	Leeds/Grenville Counties Special Calf Sale
Apr 23	9:00 am	Keady Livestock Market	Spring Stocker Sale- Vaccinated & Non-vaccinated
Apr 24	8:00 am	Rainy River Cattlemens Sale	Stockers, Cows, Bulls, Protocol cattle at-1:00 pm
Apr 24	11:00 am	Denfield Livestock Exchange	Vaccinated Stocker Sale
Apr 28	1:00 pm	Vankleek Hill Livestock Exchange	Spring Stocker Sale
Apr 28	7:00 pm	Cargill Auction Market Inc	Stocker Sale-All Breeds
Apr 30	11:00 am	Keady Livestock Market	North Select Stocker Sale

### Comments for the week ending March 31<sup>st</sup>

Please note that volumes are lighter this week due to the Good Friday holiday, with only six days data included as opposed to the normal seven days.

Lighter receipts of fed steers and heifers sold through auction markets this week at 322 head, down 214 from last week and 432 fewer than this time last year. Fed steers ranged from \$136.82-\$146.15 averaging \$141.96 up \$1.66 from last week and \$3.50 stronger than year ago prices. Fed heifers sold from \$127.23-\$143.98 averaging \$137.66 down \$1.78 from last week and \$2.61 higher than the same week last year. Auction markets reported a good demand at steady to fully steady prices until mid-week where trade was reported as just steady with no choice cattle noted.

The Ontario railgrade market was fully steady this week with steers selling at \$240.00 dressed and heifers from \$239.00-\$240.00 dressed. Last year at this time there was no trade or prices reported. Cattle sold this week are for delivery from April 12<sup>th</sup> to 26<sup>th</sup>.

The Canadian beef meat features and business traffic reported by Kevin Grier this week as : "Beef features were well below average this week. Most banners completely turned away from beef this week. That is not to surprising given that these ads would have been negotiated in late January or early February. That was when beef was skyrocketing higher. Ads that were planned were likely tanked as a result of the costing. Also prominent in the flyers are the Easter items such as hams, lamb and turkey. They will also take prominence later this week. ▪ Starting about now, year over year beef sales at grocery are going to be compared to the panic buying and hoarding of last year. That means that year over year retail sales are likely less than last year. With that said, overall beef sales have been sluggish in recent weeks."

Lighter volumes of fed/cull cows sold through auction markets this week at 1,911 head, down 534 from last week and 785 fewer than this time last year. Cows sold from \$57.66-\$84.89 averaging \$70.17 down \$0.05 from last week, and \$8.72 easier than year ago prices. Auction markets reported prices as barely steady to start but as the week progressed, trade was active with prices steady to stronger, with one market noting sales up \$5.00 cwt on the good quality. Trade ended the week holding steady.

3,224 stocker and feeder cattle sold through auction markets this week down 1,745 head from last week and 1,734 fewer than the same week last year. Auction markets reported grass calves as selling steady on an active trade with yard calves noted as easier. Heavier/fleshy cattle were noted as easier to lower but ended the week holding steady. Actual average prices this week saw steers 400-500 lbs up \$4.27 from last week on average, 500-600 lbs down \$19.50, 600-700 lbs down \$17.93, 700-800 lbs down \$1.75, 800-900 lbs down \$4.76, 900-1000 lbs up \$1.03 and steers 1000 lbs and over averaged \$7.45 stronger than last week on average. Heifers from 400-500 lbs were up \$13.91, 500-600 lbs up \$6.56, 600-700 lbs down \$5.60, 700-800 lbs down \$9.921, 800-900 lbs up \$3.12 and heifers 900 lbs and over up \$7.19 from last week's weighted average prices.

The Quebec electronic market on Wednesday sold from \$238.75-\$239.00 cwt dressed FOB, up \$1.21 from the previous week on average.

Alberta direct trade this week was too light to establish a market notes Canfax. A couple of deals were noted at \$245.00 delivered on a dressed basis, steady to \$5.00 lower than last week. Canfax noted that sellers were resisting bids from \$240.00-\$245.00 cwt and are carrying the cattle over to next week.

The U.S. cash cattle trade for the week ending March 26th was stronger with decent volumes sold. Live prices reported by the USDA Mandatory Price Report for last week ranged from \$113.00-\$118.00 (top prices were in the north) with steers averaging \$115.59 up \$1.36 from the previous week, while heifers averaged \$115.38 up \$1.14. On the rail trade was noted from \$180.00-\$185.00 dressed with steers averaging \$184.87 up \$3.54, while heifers averaged \$184.66 up \$2.98 from the previous week on average.

This week the market has been fairly quiet with just a light trade in the south noted Wednesday from \$116.00-\$118.00 live, up \$0.50-\$2.00 cwt. This week's offering is higher in volume in Kansas and smaller in all other feeding states. Today, a light test has developed in the south at \$117.00 live, up \$2.00 from last week. In the north, bids are sitting at \$187.00-\$188.00 dressed which is higher than last week's trade by \$2.00-\$3.00 cwt, but lower than asking prices and is not attracting any selling interest. Asking prices are holding firm from \$118.00-\$120.00 live in the south and \$190.00-\$192.00 dressed in the north. Packer interest should improve as the day progresses but sellers, especially in the north are waiting for higher prices.