



Weekly Market Information Report for the week ending Thursday January 21, 2021

The following information is collected from various sources and disseminated by Beef Farmers of Ontario.

ONTARIO DIRECT TO PACKER RAILGRADE CATTLE TRADE

Prices are on a carcass weight basis before grade and weight discounts. Weekly Range:

A Grade Steers	236.00
A Grade Heifers	235.00-236.00

ONTARIO LIVE CATTLE TRADE

Ontario auction sales this week saw weighted average price ranges for:

FED CATTLE	Volume	Price Range	Average	Top	Last Week Avg
Large Frame Steers +1250	112	124.54-139.82	134.88	169.00	130.89
Medium Frame Steers +1250	73	126.29-137.62	133.50	150.50	128.70
Large & Medium Frame Steers +1250	185	124.35-139.36	134.21	169.00	129.98
Large Frame Heifers +1000	129	122.17-138.43	133.51	157.00	130.48
Medium Frame Heifers +1000	109	110.74-136.43	126.42	149.50	128.15
Large & Medium Frame Heifers +1000	238	116.55-138.65	131.14	157.00	129.48
Fed steers, Dairy & Dairy Cross +1250	72	96.29-110.53	105.38	138.00	102.69
Fed heifers, Dairy & Dairy Cross +1000	94	83.51-107.12	96.52	135.00	83.54
Cows - All Weights	3,193	44.17-64.22	52.74	109.00	50.87
Bulls - All Weights	75	66.42-89.98	78.88	130.00	75.45

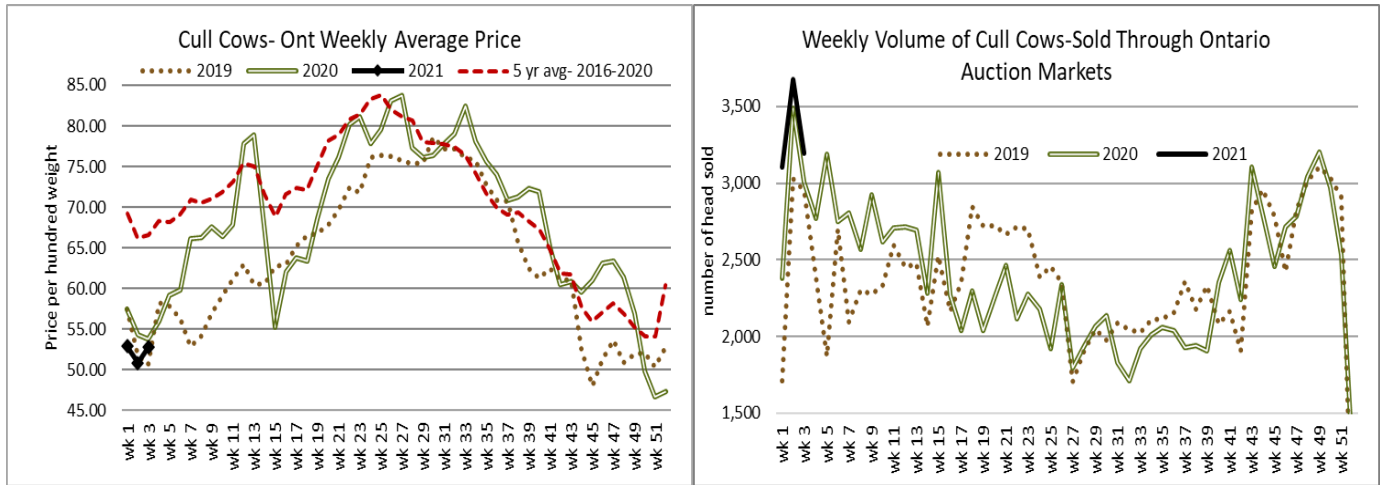
STOCKERS - Large and Medium Frame

STEERS	Volume	Price Range	Average	Top	Last Week Avg
1000+	599	152.01-177.07	164.04	182.00	163.87
900-999	191	161.58-181.30	172.73	184.50	179.18
800-899	236	171.44-184.96	180.82	189.00	177.04
700-799	394	176.27-203.51	192.38	220.00	180.05
600-699	351	180.33-214.84	201.12	227.99	196.40
500-599	275	187.74-229.04	211.48	249.00	211.09
400-499	126	198.55-237.99	221.31	268.00	213.21
-399	35	194.26-240.34	222.49	280.00	189.04

HEIFERS	Volume	Price Range	Average	Top	Last Week Avg
+900	483	134.34-148.40	141.64	152.25	135.29
800-899	74	94.92-136.43	107.75	151.50	121.88
700-799	107	124.70-156.29	140.08	175.00	125.41
600-699	236	139.89-182.66	165.65	192.50	154.55
500-599	243	144.73-189.74	169.59	211.00	160.35
400-499	106	143.50-193.55	171.36	215.50	174.79
300-399	35	132.04-182.86	160.98	222.50	170.36
-299	6	N/A	N/A	N/A	133.51

At Kawartha Lakes Community Sale Barn, January 16, 2021 –180 cows, 5 bulls, 21 veal, 21 stockers, 30 fed cattle

	Price Range	Avg.	Top
Cows	42.50-72.00	49.63	95.00
Bulls over 1600 lbs	84.00-97.00	91.07	97.00
Veal calves 600 lbs & over	100.00-134.00	111.10	134.00
Veal 125 lbs and under	20.00-390.00	133.93	390.00



Denfield Livestock Exchange Inc., January 19, 2021: 129 Fed Cattle, 13 Veal, 127 Cows, 6 bulls

	Price Range	Average	Top
Large & Medium Frame Fed Steers +1250 lbs	133.00-142.00	138.59	169.00
Large & Medium Frame Fed Heifers +1000 lbs	135.00-141.00	137.26	157.00
Cows	42.00-63.00	51.80	76.00
Veal over 600 lbs	116.00-127.00	120.68	151.00

At Aylmer Stockyards Inc.: January 20, 2021 – 59 veal, 342 Cows, 39 fed cattle, 3 bulls, 23 stockers

	Price Range	Average	Top
Fed Heifers, Dairy & Dairy Cross	81.99-108.00	100.20	108.00
Cows	39.30-75.00	54.40	108.00
Veal over 600 lbs	89.00-150.00	120.19	150.00

ONTARIO STOCKER & FEEDER TRADE

Stocker sale at **Brussels Livestock: January 15, 2021 – 836 Stockers**

Steers	Price Range	Average	Top	Heifers	Price Range	Average	Top
1000+	147.00-172.25	161.59	180.00	900+	137.00-152.25	144.48	152.25
900-999	160.50-184.50	171.35	184.50	800-899	85.00-135.00	96.06	151.50
800-899	179.00-189.00	186.33	189.00	700-799	96.00-155.00	129.72	174.00
700-799	178.00-197.50	192.90	197.50	600-699	159.00-175.00	169.88	175.00
600-699	187.00-210.00	198.68	215.00	500-599	167.00-194.00	184.29	194.00
500-599	221.00-238.00	231.91	238.00	400-499	175.00-205.00	183.57	205.00
400-499	200.00-233.00	216.00	233.00	300-399			
399-	196.00-248.00	218.75	248.00				

Stocker sale at: **Community Livestock Exchange: January 19, 2021 – 48 Stockers**

Steers	Price Range	Average	Top	Heifers	Price Range	Average	Top
700-799	156.00-183.00	172.79	183.00	500-599	168.99-200.00	174.90	200.00
600-699	172.50-220.99	197.79	220.99	400-499	93.99-167.50	132.80	167.50
400-499	189.99-242.49	216.59	242.49				

Stocker sale at: **Renfrew Pontiac Livestock: January 19, 2021 – 219 Stockers**

Steers	Price Range	Average	Top	Heifers	Price Range	Average	Top
700-799	156.00-187.00	167.90	187.00	600-699	103.00-178.00	153.89	178.00
600-699	151.00-227.99	195.99	227.99	500-599	97.99-173.99	144.90	173.99
500-599	165.99-231.99	214.29	231.99	400-499	117.50-177.49	155.09	177.49
400-499	212.50-268.00	252.80	268.00				

Stocker sale at **Ontario Livestock Exchange, January 20, 2021 – 605** stockers

Steers	Price Range	Average	Top	Heifers	Price Range	Average	Top
1000+	159.00-182.00	167.82	182.00	900+	139.00-145.50	142.58	145.50
900-999	167.00-184.00	177.82	184.00				
800-899	183.00-186.00	184.86	186.00				
700-799	188.50-199.50	194.05	199.50				
600-699	191.00-199.00	196.20	199.00				

Stocker sale at **Ontario Livestock Exchange: January 21, 2021 – 201** Stockers

Steers	Price Range	Average	Top	Heifers	Price Range	Average	Top
900-999	160.00-170.50	165.29	170.50	900+	121.00-130.00	124.67	130.00
800-899	140.00-169.00	164.86	169.00	600-699	119.00-154.00	138.10	154.00
700-799	172.00-179.00	174.68	179.00	500-599	137.50-187.50	162.38	190.00
600-699	180.00-202.00	194.07	202.00	400-499	157.50-160.00	158.21	200.00
500-599	182.50-210.00	197.75	217.50				
400-499	175.00-217.50	189.75	217.50				

Stocker sale at **Ottawa Livestock Exchange: January 21, 2021 – 57** Stockers

Steers	Price Range	Average	Top	Heifers	Price Range	Average	Top
600-699	172.00-192.00	184.00	208.00	600-699	120.00-174.00	148.40	174.00
500-599	174.00-228.00	204.00	228.00				
400-499	216.00-248.00	236.83	248.00				

Stocker sale at: **Ontario Stockyards Inc: January 21, 2021– 952** Stockers

Steers	Price Range	Average	Top	Heifers	Price Range	Average	Top
1000+	110.00-154.00	140.39	154.00	800-899	108.00-145.00	128.31	145.00
900-999	154.00-178.00	163.38	178.00	700-799	130.00-168.00	145.46	175.00
800-899	177.00-186.25	183.26	186.25	600-699	140.00-192.00	169.64	192.50
700-799	184.00-220.00	206.01	220.00	500-599	147.50-191.50	171.49	211.00
600-699	190.00-226.00	214.00	226.00	400-499	160.00-215.50	189.99	215.50
500-599	193.00-232.50	214.19	249.00	300-399	125.00-180.00	155.63	200.00
400-499	197.50-255.00	233.58	255.00				
399	175.00-255.00	231.45	280.00				

ONTARIO STOCKER & FEEDER TRADE SPECIAL SALES

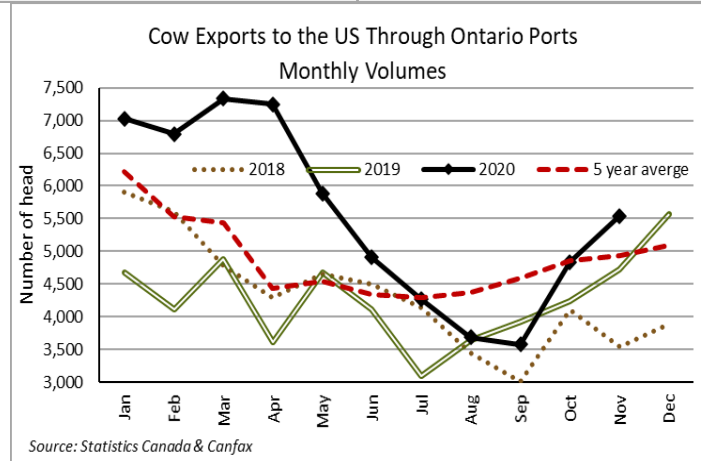
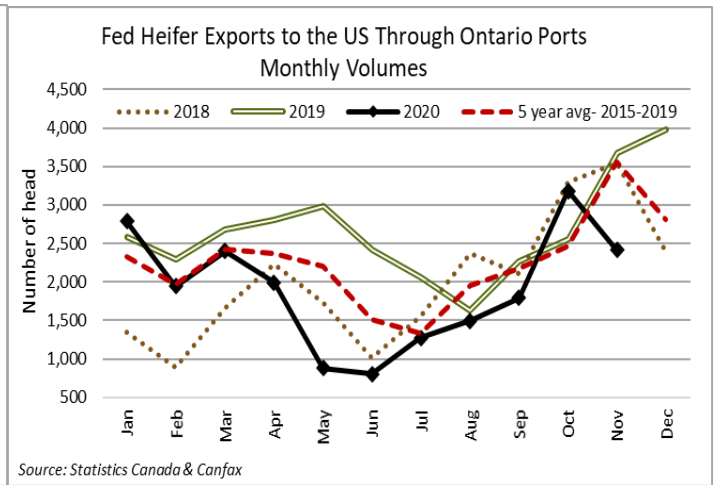
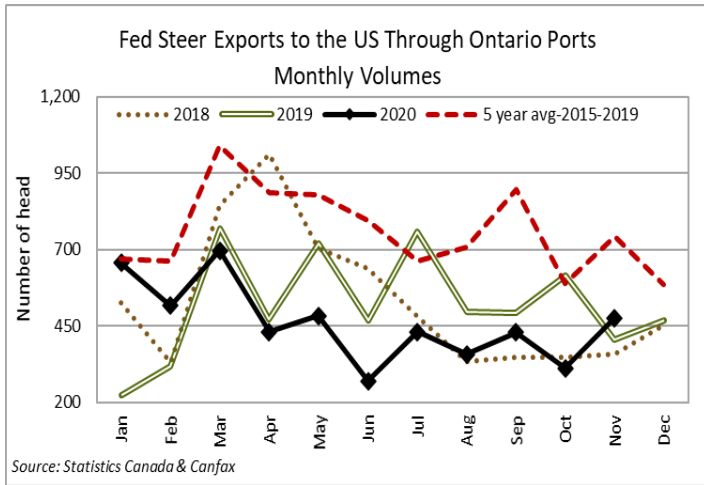
Today at **Kawartha Lakes Community Sales Barn - 508** stockers

Steers	Price Range	Average	Top	Heifers	Price Range	Average	Top
1000+	145.50-172.00	160.43	172.00	900+	136.50-145.50	142.90	145.50
900-999	146.00-172.00	166.71	172.00	800-899	124.00-129.00	126.10	129.00
800-9899	159.00-184.00	176.12	184.00	700-799	138.00-154.00	143.62	154.00
700-799	168.00-192.00	181.21	192.00	600-699	142.00-182.00	168.56	182.00
600-699	179.00-209.00	198.20	209.00	500-599	150.00-192.50	175.12	192.50
500-599	172.50-227.00	199.84	227.00	400-499	112.50-167.50	147.97	167.50
400-499	206.00-225.00	212.46	225.00	300-399	132.50-175.00	156.27	175.00
399-	205.00-216.00	212.33	216.00				

Stockers sold actively at steady prices.

CATTLE EXPORTS-ONTARIO

	Week ending Jan 2, 2021	Week ending Dec 26, 2020	Year to Date 2020
Total live slaughter cattle exported from Ontario to the U.S.	2,924	2,032	129,478
Steers & Heifers & Cows	1,817	1,863	116,199
Bulls	107	169	13,279



ALBERTA DIRECT TRADE

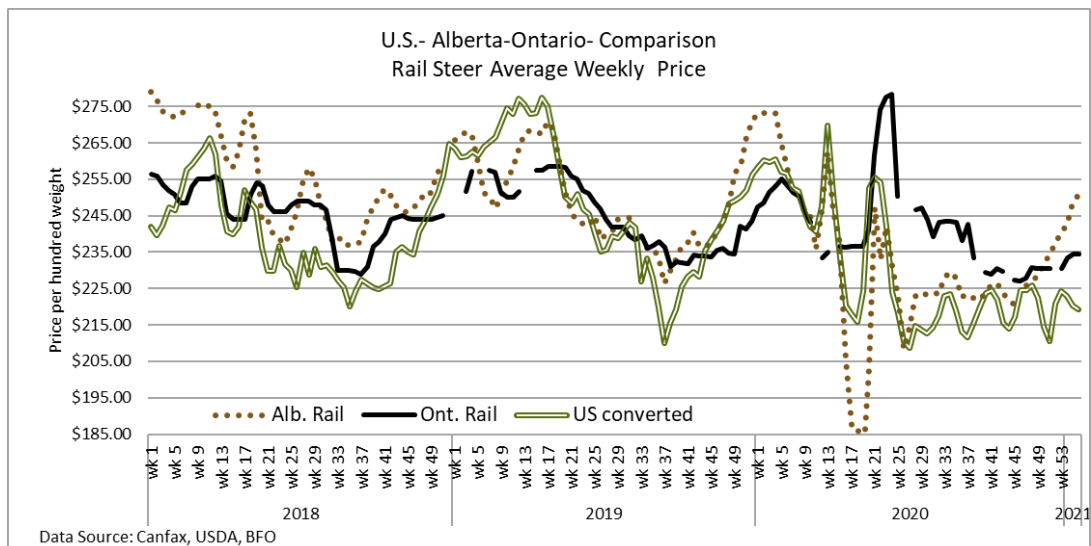
For the week ending January 21 2021

Steers	Live FOB	150.00-152.75	Rail FOB	249.75-251.00
Heifers	Live FOB	N/T	Rail FOB	248.50-250.50

U.S. TRADE (U.S. funds)

For the week ending January 21, 2021

Choice and Select Steers and Heifers:	Live	105.00-112.00
	Rail	169.00-176.00



QUEBEC ELECTRONIC AUCTION MARKET (F.O.B. THE FEEDLOT)

	Price	Change from Last Week
For the week ending January 21, 2021	231.50-233.75	+0.35

AVERAGE CARCASS WEIGHTS – CANADA

	Steers	Heifers
Jan 16, 2021	928	865
Jan 9, 2021	933	854
Jan 11, 2020	912	834

FEDERALLY INSPECTED CANADIAN PROCESSING

	<i>Week Ending</i> <i>Jan 16, 2021</i>	<i># of hd change from</i> <i>week ago</i>	<i>YTD</i>	<i>% Change</i> <i>(Week Ago)</i>	<i>% Change</i> <i>(Year Ago)</i>
Grand Total	59,249	-4,208	122,706	-7%	+20%
Western Slaughter	45,510	-4,506	95,526	-9%	+22%
Eastern Slaughter	13,739	+298	27,180	+2%	+16%

USDA ESTIMATED CATTLE PROCESSING VOLUME

	<i>Week Ending</i> <i>Jan 23, 2021</i>	<i>Previous Week</i>	<i>Year Ago</i>
Grand Total	657,000	651,000	644,000

U.S. BOXED BEEF CUT-OUT VALUES (U.S. funds)

	Choice 600-900	Select 600-900
Current Five Day Average	217.11	206.59

BEEF EXPORTS – CANADA

	<i>United States</i> <i>Jan 1- Nov 30/20</i>	<i>Change from last year YTD</i>	<i>Mexico</i> <i>Jan 1- Nov 30/20</i>	<i>Change from last year YTD</i>
Total	286,719 tonnes	-3% or -7,919 tonnes	12,406 tonnes	-20% or -3,053 tonnes
	<i>Japan</i> <i>Jan 1- Nov 30/20</i>	<i>Change from last year YTD</i>	<i>China</i> <i>Jan 1- Nov 30/20</i>	<i>Change from last year YTD</i>
Total	40,694 tonnes	-11% or -5,057 tonnes	9,535 tonnes	-17% or -1,940 tonnes

LIVE CATTLE – CANADA

IMPORTS		<i>Import % change</i> <i>from 2019 YTD</i>	EXPORTS		<i>Export % change</i> <i>from 2020 YTD</i>
<i>Jan 1- Nov 30/20</i>			<i>Jan 1- Jan 9/21</i>		
Pure bred	4,005	-22%	Slaughter steers & heifers & cows	8,867	+76%
Non-pure bred	244,414	+0%	Feeder cattle & calves	998	+328%
			Bulls	467	+70%

BEEF PRODUCTION – CANADA

	<i>Jan 1 – Jan 16/21</i>	<i>Last Year Same Time</i>	<i>% Change</i>
Fed	42,773 tonnes	33,203 tonnes	+29%
Non-fed	6,016 tonnes	6,262 tonnes	-4%

BEEF IMPORTS – CANADA

	<i>Jan 1 – Jan 16/21</i>	<i>Last Year Same Time</i>	<i>% Change</i>
United States	4,497 tonnes	3,871 tonnes	+16%
Non-CUSMA	1,945 tonnes	1,259 tonnes	+54%
EU-28 (beef/veal total)	110 tonnes	635 tonnes	-83%
Total	6,813 tonnes	6.022 tonnes	+13%

CHICAGO MERCANTILE EXCHANGE

Closing quotes on futures today were as follows:

Live Cattle			Feeder Cattle			Corn			Soybeans			Canadian \$		
Feb	116.72	+2.62	Jan	137.25	+1.37	Mar	5.004	-23.6	Mar	13.116	-58.4	Spot	78.57	-0.61
Apr	122.52	+2.57	Mar	144.15	+5.00	May	5.030	-23.2	May	13.116	-57.0	Mar	78.59	-0.60
Jun	118.80	+1.67	Apr	146.12	+4.25	Jul	4.986	-23.4	Jul	12.981	-56.0	Jun	78.60	-0.60
Aug	118.27	+1.20	May	147.02	+3.10	Sep	4.514	-21.2	Aug	12.540	-56.4	Sep	78.61	-0.61
Oct	121.32	+0.75	Aug	152.70	+2.25	Mar	4.302	-18.4	Sep	11.610	-57.2	Dec	86.62	-0.60
Dec	123.47	+0.50	Sep	154.07	+2.55	May	4.374	-17.6	Nov	11.120	-56.4	Mar	78.62	-0.60

Beef Farmers of Ontario, 130 Malcolm Road, Guelph, ON N1K 1B1 Phone: (519) 824-0334 Fax: (519) 824-9161 or email: markets@ontariobeef.com

OBCFPP LICENCE CHANGES

No Longer Licenced:

Beretta Farms Cattle LP, o/a One Earth Farms Corp, 80 Galaxy Blvd, Unit 5, Etobicoke, ON M9W 4C3

Holstock, 89615 Howick Minto Townline, Harriston, ON N0G 1Z0

Reiche Meat Products Ltd, 555 Reiche Road, RR 3, Pembroke, ON K8A 6W4

Horner Construction, 975270 Ontario Ltd., 592 Concession 9, RR 3, Tara, ON N0H 2N0

ONTARIO STOCKER & FEEDER TRADE SPECIAL FALL SALES

Jan 29/21**	11:00 am	Community Livestock Exchange	Quinte Cattlemen's Stoker Sale.
Feb 5/21	5:00 pm	Keady Livestock Market	Bred Cow & Heifer Sale
Feb 10/21	10:00 am	Kawartha Lakes Community Sales Barn	Peterborough/Victoria Counties Special Stoker Sale

Comments for the week ending January 21st

Slightly larger receipts of fed steers and heifers sold through auction markets this week at 423 head, up 50 from last week but 153 fewer than the same week last year. Fed steers ranged from \$124.35-\$139.36 averaging \$134.21 up \$4.23 from last week but \$8.91 easier than year ago prices. Fed heifers ranged from \$116.55-\$138.65 averaging \$131.14 up \$1.66 from last week but \$10.60 below year ago prices. Auction markets reported trade as active with prices steady to higher, but ended the week at prices \$2.00 cwt stronger.

The Ontario railgrade market was fully steady to last week's prices with steers trading at \$236.00 dressed and heifers from \$235.00-\$236.00. Trade volumes were light at the beginning of the week with one packer not bidding, but as the week progressed, trade was fairly active. Cattle sold this week are for delivery from next week to the week of February 1st. This week's average price is \$15.00 cwt easier than this time last year.

3,193 cull/fed cows sold through auction markets this week down 484 from last week but 185 more than the same time last year. Cows sold from \$44.17-\$64.22 averaging \$52.74 up \$1.87 from last week, but \$1.09 easier than year ago prices. Auction markets reported trade early week as steady to stronger on active trade. As the week progressed, cows were steady with good quality dairy cows a little stronger than last week. By week's end trade was active with prices \$2.00 cwt higher.

3,497 stocker and feeder cattle sold through auction markets this week up 553 head from last week but 942 fewer than the same week last year. Auction markets reported active trading with prices steady on all weights and classes. By week's end, trade was active on great demand with prices holding firm to very strong. Actual average prices this week for steers 400-500 lbs were up \$8.10 from last week, 500-600 lbs up \$0.39, 600-700 lbs up \$4.72, 700-800 lbs up \$12.33, 800-900 lbs up \$3.78, 900-1000 lbs down \$6.45 and steers 1000 lbs and over averaged \$0.17 above last week's weighted average prices. Heifers from 300-400 lbs were down \$9.38 on average, 400-500 lbs down \$3.43, 500-600 lbs up \$9.24, 600-700 lbs up \$11.10, 700-800 lbs up \$14.67, 800-900 lbs down \$14.13 and heifers 900 lbs and over averaged \$6.35 stronger than last week's weighted average prices.

The Quebec electronic market on Wednesday sold from \$231.50-\$233.75 dressed, up \$0.35 from the previous week on average.

Alberta direct trade was reported on Tuesday at \$252.00 delivered on a dressed basis. Wednesday, business was noted from \$250.00-\$252.50 delivered on a dressed basis, steady to \$2.00 stronger than last week. Canfax also noted steers from \$150.00-\$152.75 live on a picked-up basis, averaging \$149.62 up \$1.34. On the rail, trade on a picked-up basis ranged from \$248.50-\$251.00 dressed, with steers averaging \$250.63 up \$1.90 while heifers averaged \$249.96 up \$1.46 from the previous week on average.

The US cash cattle trade for the week ending January 15th was light to moderate with trade a touch easier Thursday than reported on Wednesday. The USDA Mandatory Price Report listed sales for the week from \$106.00-\$112.00 live, with steers averaging \$109.52 down \$1.75 from the previous week, while heifers averaged \$109.44 down \$2.00. On the rail, trade ranged from \$169.00-\$176.00 dressed with steers averaging \$173.06 down \$2.73 and heifers \$172.75 down \$3.26 from the previous week's weighted average prices.

This week, a couple of deals were noted on Tuesday with live steers from \$105.00-\$110.50, with heifers at \$110.50 live, but not really enough to establish a market. A couple of dressed deals were also noted at \$171.00 dressed, but only a handful sold. At the Central Stockyards online auction Wednesday morning, there were 1,547 head on offer, in 10 lots with delivery in 1-14 days. Five lots sold from \$109.50-\$111.00 live, mostly \$110.50-\$111.00 which is steady to slightly stronger than last week. The remaining five lots did not sell as the reserve bids from \$111.00-\$112.00 were not met. The cash market on Wednesday afternoon was light to moderate with trade in the south from \$109.00-\$111.00 live, mostly \$110.00 which is steady to last week's southern trade. In the north sales were reported at \$109.00 live and \$172.00-\$173.00 dressed, also about steady to last week. Thursday a light trade developed with prices fully steady to \$1.00 lower than last week, despite the increases in cattle futures and boxed beef prices. In the north trade ranged from \$169.00-\$176.00 dressed, mostly \$172.00-\$173.00 while a light test in the south was at \$110.00 live. Today the market is quiet with no bids on the table and asking prices at \$112.00 live in the south and \$175.00 plus dressed in the north. With another round of higher cattle futures today it is possible sellers are going to just sit back.