



## Weekly Market Information Report for the week ending Thursday January 28, 2021

The following information is collected from various sources and disseminated by Beef Farmers of Ontario.

### ONTARIO DIRECT TO PACKER RAILGRADE CATTLE TRADE

Prices are on a carcass weight basis before grade and weight discounts. Weekly Range:

A Grade Steers	236.00
A Grade Heifers	235.00-236.00

### ONTARIO LIVE CATTLE TRADE

Ontario auction sales this week saw weighted average price ranges for:

FED CATTLE	Volume	Price Range	Average	Top	Last Week Avg
Large Frame Steers +1250	77	123.55-141.66	134.90	147.50	134.88
Medium Frame Steers +1250	81	124.99-137.05	132.40	145.00	133.50
Large & Medium Frame Steers +1250	158	123.56-140.75	134.16	147.50	134.21
Large Frame Heifers +1000	116	132.25-139.76	136.71	159.00	133.51
Medium Frame Heifers +1000	127	128.51-139.48	136.02	176.00	126.42
Large & Medium Frame Heifers +1000	243	131.63-140.12	136.88	176.00	131.14
Fed steers, Dairy & Dairy Cross +1250	79	99.48-112.00	106.86	123.00	105.38
Fed heifers, Dairy & Dairy Cross +1000	88	70.25-103.16	89.37	110.00	96.52
Cows - All Weights	2,894	49.90-68.88	58.87	119.00	52.74
Bulls - All Weights	67	76.76-96.13	86.95	180.00	78.88

### STOCKERS - Large and Medium Frame

STEERS	Volume	Price Range	Average	Top	Last Week Avg
1000+	724	153.80-175.71	164.19	182.50	164.04
900-999	257	167.54-182.53	175.62	187.50	172.73
800-899	224	162.12-185.78	177.35	192.00	180.82
700-799	403	170.86-203.50	191.23	218.50	192.38
600-699	383	179.08-219.19	200.85	231.00	201.12
500-599	366	183.01-238.45	215.27	263.00	211.48
400-499	118	211.02-251.50	231.71	271.00	221.31
-399	37	193.15-236.53	215.44	285.00	222.49

HEIFERS	Volume	Price Range	Average	Top	Last Week Avg
+900	244	124.95-147.87	138.10	170.00	141.64
800-899	127	127.19-159.23	145.79	178.00	107.75
700-799	198	141.85-170.42	158.57	182.49	140.08
600-699	323	144.25-180.92	167.53	217.50	165.65
500-599	333	156.98-195.79	176.30	215.00	169.59
400-499	146	154.59-193.95	179.31	222.00	171.36
300-399	24	149.92-207.67	180.48	235.00	160.98
-299	4	N/T	N/T	N/T	N/T

At Kawartha Lakes Community Sale Barn, January 23, 2021 – 128 cows, 4 bulls, 16 veal, 12 stockers

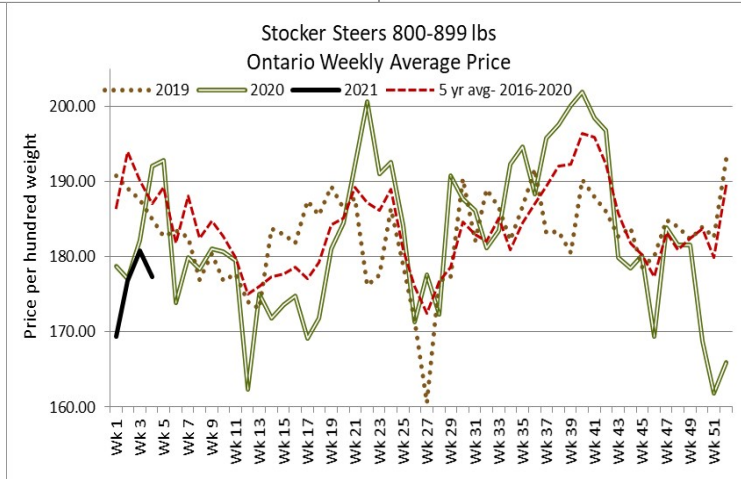
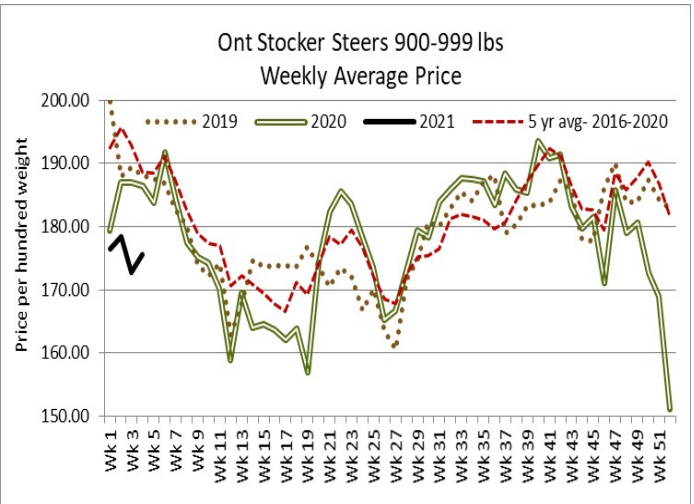
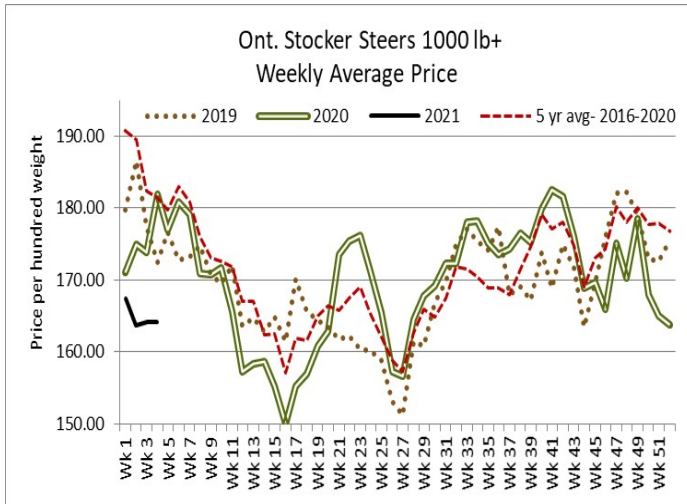
	Price Range	Avg.	Top
Cows	50.00-65.00	55.91	86.00
Bulls over 1600 lbs	108.00		
Veal calves 600 lbs & over	67.00-103.00	85.62	103.00
Veal 125 lbs and under	40.00-360.00	88.60	360.00

**Denfield Livestock Exchange Inc., January 26, 2021: 168 Fed Cattle, 20 Veal, 111 Cows, 6 stockers**

	Price Range	Average	Top
<b>Large &amp; Medium Frame Fed Steers +1250 lbs</b>	126.50-146.00	138.28	146.00
<b>Large &amp; Medium Frame Fed Heifers +1000 lbs</b>	136.00-142.25	138.81	176.00
<b>Cows</b>	44.50-64.00	54.43	75.50
<b>Veal over 600 lbs</b>	118.00-125.00	122.13	156.00

**At Aylmer Stockyards Inc.: January 27, 2021 – 20 veal, 378 Cows, 57 fed cattle, 2 bulls, 87 stockers**

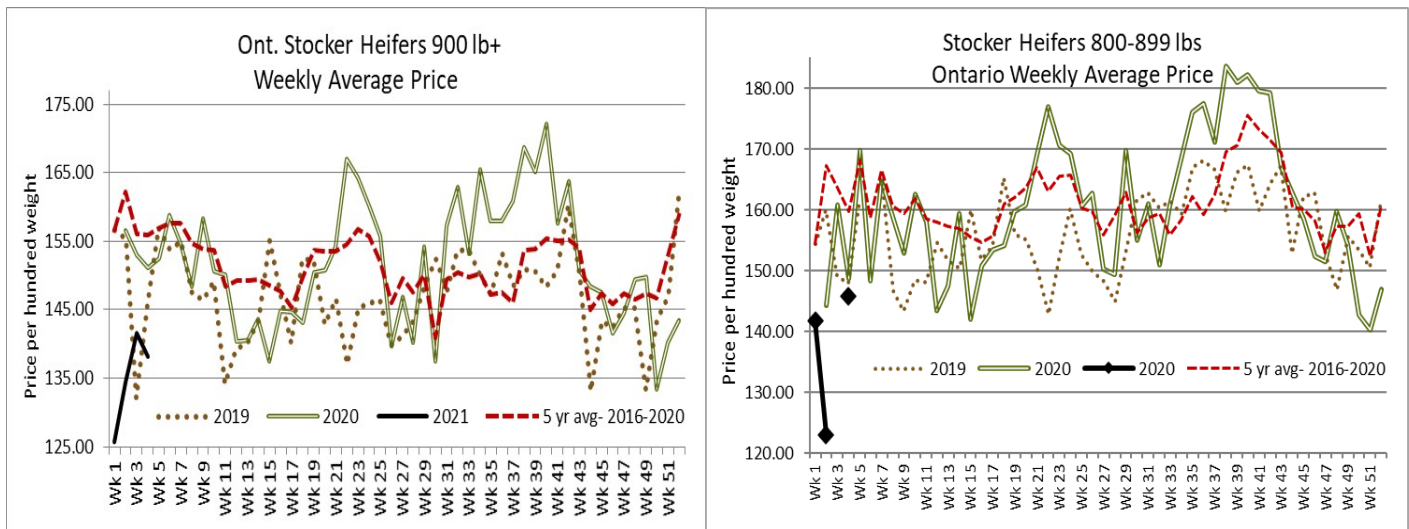
	Price Range	Average	Top
<b>Fed steers, all large &amp; medium frame</b>	97.99-137.50	124.19	137.50
<b>Fed Heifers, Dairy &amp; Dairy Cross</b>	75.00-108.49	95.29	108.49
<b>Cows</b>	41.99-77.50	60.69	108.00
<b>Veal over 600 lbs</b>	90.00-160.00	123.39	160.00



**ONTARIO STOCKER & FEEDER TRADE**

**Stocker sale at Brussels Livestock: January 22, 2021 – 1,078 Stockers**

Steers	Price Range	Average	Top	Heifers	Price Range	Average	Top
<b>1000+</b>	151.00-174.75	164.21	178.00	<b>900+</b>	129.00-151.50	142.53	170.00
<b>900-999</b>	166.00-184.00	176.58	184.00	<b>800-899</b>	130.00-156.00	146.55	162.00
<b>800-899</b>	164.50-189.00	178.82	192.00	<b>700-799</b>	159.00-179.50	170.48	179.50
<b>700-799</b>	168.00-200.50	188.61	211.00	<b>600-699</b>	162.00-180.00	173.38	180.00
<b>600-699</b>	184.00-220.00	203.63	226.00	<b>500-599</b>	169.00-190.50	180.31	203.00
<b>500-599</b>	202.00-241.00	227.36	241.00	<b>400-499</b>	156.00-190.00	177.08	206.00
<b>400-499</b>	210.00-239.00	224.65	246.00				
<b>399-</b>	254.00-267.00	262.40	267.00				



Stocker sale at: **Community Livestock Exchange: January 26, 2021 – 69 Stockers**

Steers	Price Range	Average	Top	Heifers	Price Range	Average	Top
500-599	112.00-224.00	190.50	224.00	600-699	120.99-185.00	155.69	185.00
				500-599	112.50-194.99	154.00	194.99

Stocker sale at: **Keady Livestock Market: January 26, 2021 – 361 Stockers**

Steers	Price Range	Average	Top	Heifers	Price Range	Average	Top
1000+	158.00-171.00	164.81	175.50	800-899	162.00-168.00	165.27	168.00
900-999	165.00-183.00	175.61	183.00	600-699	157.50-185.00	170.59	185.00
800-899	170.00-183.00	177.43	183.00	500-599	193.00-215.00	203.69	215.00
700-799	200.00-218.00	210.10	218.00				
600-699	210.00-231.00	222.53	231.00				
500-599	230.00-251.00	239.70	251.00				
400-499	257.00-268.00	262.50	268.00				

Stocker sale at: **Renfrew Pontiac Livestock: January 26, 2021 – 325 Stockers**

Steers	Price Range	Average	Top	Heifers	Price Range	Average	Top
800-899	160.00-186.49	178.80	186.49	800-899	101.00-143.99	137.00	143.99
700-799	147.99-187.50	177.49	187.50	700-799	122.99-142.99	137.00	142.99
600-699	166.99-216.99	198.90	216.99	600-699	114.99-178.00	161.80	178.00
500-599	134.00-235.00	208.99	235.00	500-599	129.00-204.99	178.20	204.99
400-499	204.99-249.00	232.39	249.00	400-499	140.99-206.99	191.70	206.99

Stocker sale at **Ontario Livestock Exchange, January 27, 2021 – 479 stockers**

Steers	Price Range	Average	Top	Heifers	Price Range	Average	Top
1000+	159.00-182.50	168.36	182.50	900+	N/T		
900-999	179.00-187.50	183.18	187.50				
800-899	187.50-190.00	188.79	190.00				

Stocker sale at **Vankleek Hill Livestock Exchange, January 27, 2021 – 233 stockers**

Steers	Price Range	Average	Top	Heifers	Price Range	Average	Top
800-899	188.00-191.50	190.11	191.50	700-799	137.00-148.00	144.87	148.00
700-799	180.00-199.00	195.18	199.00	600-699	138.00-152.00	143.22	152.00
600-699	178.00-221.00	198.09	221.00	500-599	133.00-174.00	145.59	174.00
500-599	142.00-230.00	191.98	230.00	400-499	138.00-174.00	159.22	174.00
400-499	174.00-220.00	199.61	220.00				
399-	168.00-188.00	179.75	188.00				

Stocker sale at **Ontario Livestock Exchange: January 28, 2021 – 320** Stockers

<i>Steers</i>	<i>Price Range</i>	<i>Average</i>	<i>Top</i>	<i>Heifers</i>	<i>Price Range</i>	<i>Average</i>	<i>Top</i>
1000+	144.00-152.00	148.21	152.00	900+	101.00-141.00	124.38	141.00
900-999	145.00-168.00	149.40	168.00	800-899	112.50-178.00	151.53	178.00
800-899	134.00-184.00	160.67	185.00	600-699	140.00-167.50	157.65	167.50
700-799	155.00-190.00	176.00	190.00	500-599	140.00-177.50	166.50	177.50
600-699	160.00-216.00	197.73	216.00	400-499	132.50-190.00	170.63	190.00
500-599	167.50-232.50	194.36	232.50	300-399	140.00-235.00	188.57	235.00
400-499	175.00-232.50	200.83	232.50				

Stocker sale at: **Ontario Stockyards Inc: January 28 , 2021– 881** Stockers

<i>Steers</i>	<i>Price Range</i>	<i>Average</i>	<i>Top</i>	<i>Heifers</i>	<i>Price Range</i>	<i>Average</i>	<i>Top</i>
1000+	116.00-166.00	144.03	169.00	900+	117.00-140.00	126.50	140.00
900-999	140.00-177.00	157.65	177.00	800-899	130.00-163.00	144.65	163.00
800-899	161.00-187.50	178.85	187.50	700-799	143.00-180.00	165.15	180.00
700-799	180.00-218.50	201.87	218.50	600-699	150.00-191.00	175.77	217.50
600-699	190.00-225.00	206.99	230.00	500-599	167.00-211.00	185.74	213.00
500-599	207.50-247.50	227.38	263.00	400-499	160.00-201.00	181.36	222.00
400-499	220.00-271.00	245.16	271.00	300-399	145.00-210.00	181.50	210.00
399	225.00-270.00	250.58	285.00				

**CATTLE EXPORTS-ONTARIO**

	<i>Week ending Jan 9, 2021</i>	<i>Week ending Jan 2, 2021</i>	<i>Year to Date 2021</i>
Total live slaughter cattle exported from Ontario to the U.S.	2,934	1,924	2,934
Steers & Heifers & Cows	2,682	1,817	2,682
Bulls	252	107	252

**ALBERTA DIRECT TRADE**

For the week ending January 28 2021

<i>Steers</i>	Live <b>FOB</b>	150.00-151.50	Rail <b>FOB</b>	251.50-253.50
<i>Heifers</i>	Live <b>FOB</b>	N/T	Rail <b>FOB</b>	251.50-253.50

**U.S. TRADE (U.S. funds)**

For the week ending January 28, 2021

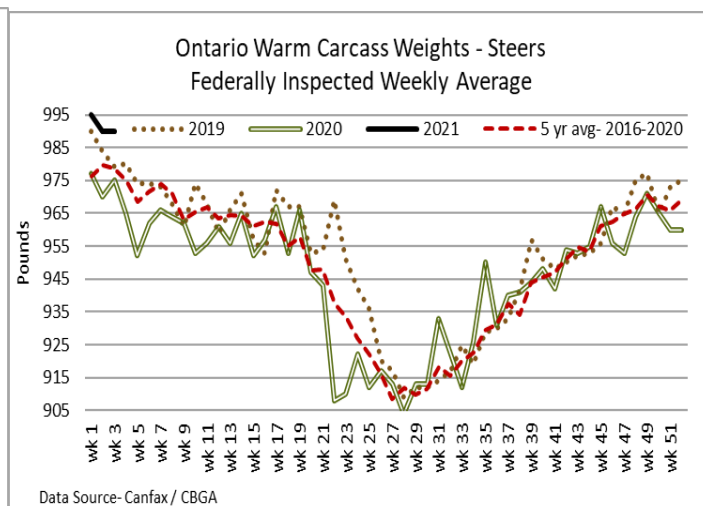
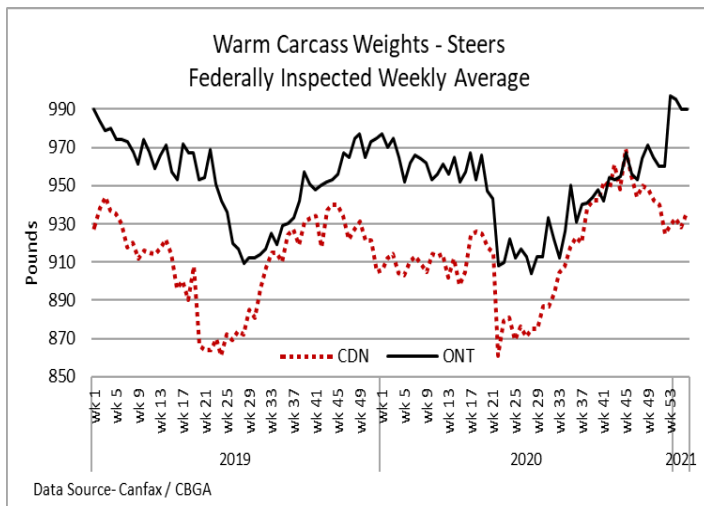
Choice and Select Steers and Heifers:	Live	108.00-114.00
	Rail	172.00-178.00

**QUEBEC ELECTRONIC AUCTION MARKET (F.O.B. THE FEEDLOT)**

	<i>Price</i>	<i>Change from Last Week</i>
For the week ending January 28, 2021	232.50-235.50	+1.95

**FEDERALLY INSPECTED CANADIAN PROCESSING**

	<i>Week Ending Jan 16, 2021</i>	<i># of hd change from week ago</i>	<i>YTD</i>	<i>% Change (Week Ago)</i>	<i>% Change (Year Ago)</i>
Grand Total	59,249	-4,208	122,706	-7%	+20%
Western Slaughter	45,510	-4,506	95,526	-9%	+22%
Eastern Slaughter	13,739	+298	27,180	+2%	+16%



### AVERAGE CARCASS WEIGHTS – CANADA

	Steers	Heifers
Jan 23, 2021	936	853
Jan 16, 2021	928	865
Jan 18, 2020	914	833

### USDA ESTIMATED CATTLE PROCESSING VOLUME

	Week Ending Jan 23, 2021	Previous Week	Year Ago
Grand Total	653,000	657,000	638,000

### U.S. BOXED BEEF CUT-OUT VALUES (U.S. funds)

	Choice 600-900	Select 600-900
Current Five Day Average	228.05	217.35

### BEEF EXPORTS – CANADA

	United States Jan 1- Nov 30/20	Change from last year YTD	Mexico Jan 1- Nov 30/20	Change from last year YTD
Total	286,719 tonnes	-3% or -7,919 tonnes	12,406 tonnes	-20% or -3,053 tonnes
	Japan Jan 1- Nov 30/20	Change from last year YTD	China Jan 1- Nov 30/20	Change from last year YTD
Total	40,694 tonnes	-11% or -5,057 tonnes	9,535 tonnes	-17% or -1,940 tonnes

### LIVE CATTLE – CANADA

IMPORTS			EXPORTS		
		Import % change from 2019 YTD			Export % change from 2020 YTD
Jan 1- Nov 30/20			Jan 1- Jan 9/21		
Pure bred	4,005	-22%	Slaughter steers & heifers & cows	8,867	+76%
Non-pure bred	244,414	+0%	Feeder cattle & calves	998	+328%
			Bulls	467	+70%

### **BEEF PRODUCTION – CANADA**

	<i>Jan 1 – Jan 16/21</i>	<i>Last Year Same Time</i>	<i>% Change</i>
Fed	42,773 tonnes	33,203 tonnes	+29%
Non-fed	6,016 tonnes	6,262 tonnes	-4%

### **BEEF IMPORTS – CANADA**

	<i>Jan 1 – Jan 16/21</i>	<i>Last Year Same Time</i>	<i>% Change</i>
United States	4,497 tonnes	3,871 tonnes	+16%
Non-CUSMA	1,945 tonnes	1,259 tonnes	+54%
EU-28 (beef/veal total)	110 tonnes	635 tonnes	-83%
Total	6,813 tonnes	6.022 tonnes	+13%

### **CHICAGO MERCANTILE EXCHANGE**

Closing quotes on futures today were as follows:

Live Cattle			Feeder Cattle			Corn			Soybeans			Canadian \$	
<b>Feb</b>	115.05	-0.95	<b>Mar</b>	137.72	-2.07	<b>Mar</b>	5.470	+12.4	<b>Mar</b>	13.700	+16.6	<b>Spot</b>	78.10 -0.03
<b>Apr</b>	121.85	-0.85	<b>Apr</b>	140.75	-1.92	<b>May</b>	5.474	+11.2	<b>May</b>	13.670	+15.4	<b>Mar</b>	78.12 -0.04
<b>Jun</b>	117.60	-1.22	<b>May</b>	142.37	-2.00	<b>Jul</b>	5.364	+9.2	<b>Jul</b>	13.486	+15.6	<b>Jun</b>	78.12 -0.04
<b>Aug</b>	116.50	-1.72	<b>Aug</b>	149.95	-1.92	<b>Sep</b>	4.702	+5.2	<b>Aug</b>	12.986	+13.6	<b>Sep</b>	78.12 -0.05
<b>Oct</b>	119.52	-1.52	<b>Sep</b>	150.75	-1.75	<b>Mar</b>	4.452	+6.4	<b>Sep</b>	11.994	+14.0	<b>Dec</b>	78.12 -0.05
<b>Dec</b>	121.92	-1.30	<b>Oct</b>	150.65	-1.85	<b>May</b>	4.502	+6.0	<b>Nov</b>	11.430	+11.6	<b>Mar</b>	78.11 -0.05

Beef Farmers of Ontario, 130 Malcolm Road, Guelph, ON N1K 1B1 Phone: (519) 824-0334 Fax: (519) 824-9161 or email: [markets@ontariobeef.com](mailto:markets@ontariobeef.com)

### **ONTARIO STOCKER & FEEDER TRADE SPECIAL FALL SALES**

Feb 5	5:00 pm	Keady Livestock Market	Bred Cow & Heifer Sale
Feb 10	10:00 am	Kawartha Lakes Community Sales Barn	Peterborough/Victoria Counties Special Stocker Sale
Mar 12	11:00 am	Community Livestock Exchange	Quinte Cattlemen's Stocker Sale
May 17	10:00 am	Kawartha Lakes Community Sales Barn	Special Stocker Sale

### **Comments for the week ending January 28<sup>th</sup>**

Slightly lighter receipts of fed steers and heifers sold through auction markets this week at 401 head, down 22 from last week and 53 fewer than the same time last year. Fed steers sold from \$123.56-\$140.75 averaging \$134.16, down \$0.05 from last week and \$9.66 easier than year ago prices. Heifers sold on a good demand with sales reported from \$131.63-\$140.12 averaging \$136.88 up \$5.74 from last week, but \$5.53 easier than year ago prices. Auction markets reported a good demand with prices steady to higher, up by \$2.00 cwt.

The Ontario railgrade market continued to trade steady with steers priced at \$236.00 dressed and heifers \$235.00-\$236.00, mostly \$236.00. Cattle that sold this week are for delivery in one to three weeks. This week's average price is \$16.50 lower than this time last year.

The Boxed Beef Report by Kevin Grier noted Canadian Product availability: "JBS worked on Saturday while Cargill put in five days in High River and six in Guelph. Cargill is going to be dark today in High River and will be slowing the pace for the rest of this week as well. Cargill in High River appears to be short of cattle. Harmony is back up to normal speeds. Canadian packers appear to be in good shape. Buyers will find packers unwilling to negotiate even if spot product is available." Kevin notes the previous week's beef trade overview: "Beef prices were very strong across the main cuts with the ends in particular continuing to be the main drivers but the middles are also seeing steady gains. Packers were once again calling the shots as all felt comfortable in asking much higher prices for most cuts. The clod took a bit of a breather, but it still put in a modest gain. The loin put in the biggest increase week to week with all the main sub-primals seeing big boosts. What is even more interesting is that the volumes sold last week were huge. Big volumes were moved on both the spot and the forward market as buyers sought coverage."

The cull/fed cow market sold on a strong demand this week with 2,894 head sold through auction markets, down 299 from last week but 124 more than the same week last year. Cows ranged from \$49.90-\$68.88 with a weekly weighted average of \$58.87 up \$6.13 from last week and \$2.88 stronger than year ago prices. Auction markets reported active trading with stronger prices early week, with quality considered and prices up by \$3.00-\$5.00. One market noted beef up \$3.00-\$5.00 with good dairy slightly stronger. As the week progressed, trade was fully steady to stronger.

There were 3,911 stocker and feeder cattle sold through auction markets this week, up 414 from last week but 399 fewer than the same week last year. Auction markets reported active trade with prices \$5.00-\$10.00 cwt higher on the calves, while the yearlings held steady to start the week. The remainder of the week saw auctions reporting prices as steady to fully steady on a good active trade, with quality considered. Actual average prices this week saw steers 400-500 lbs up \$10.40 from the week before, 500-600 lbs up \$3.79, 600-700 lbs down \$0.27, 700-800 lbs down \$1.15, 800-900 lbs down \$3.47, 900-1000 lbs up \$2.89 and steers 1000 lbs and over averaged \$0.15 stronger than last week. Heifers from 300-400 lbs were up \$19.50, 400-500 lbs up \$7.95, 500-600 lbs up \$6.71, 600-700 lbs up \$1.88, 700-800 lbs up \$18.49, 800-900 lbs up \$38.04 and heifers 900 lbs and over averaged \$3.54 easier than last week's weighted average prices.

The Quebec electronic market on Wednesday sold from \$232.50-\$235.50 dressed, up \$1.95 from the previous week on average.

Alberta direct trade this week was active with Canfax reporting live steers from \$150.00-\$151.50 live on a picked-up basis, down \$0.70 from the previous week on average. On the rail trade was reported from \$253.00-\$255.00 cwt delivered on a dressed basis, up \$1.00-\$3.00 from last week. Canfax reported dressed trade on a picked-up basis from \$251.50-\$253.50 with steers averaging \$252.84 up \$2.21 and heifers \$252.74 up \$2.78 from the previous week. Canfax notes: "Most if not all the cattle that traded this week were being scheduled for the week of February 8th delivery. Western Canadian fed supplies continue to be worked through rather aggressively as January slaughter volumes have been above last year."

The US cash cattle trade for the week ending January 22nd was steady to a touch easier, with the USDA Mandatory Price Report listing sales for the week from \$105.00-\$112.00 live, with steers weekly weighted average price at \$109.23 down \$0.27 from the previous week, while heifers averaged \$109.84 up \$0.40. On the rail, dressed deals ranged from \$166.00-\$176.00 dressed with steers averaging \$172.58 down \$0.48 and heifers \$172.51 down \$0.24 from the previous week's weighted average prices.

This week, the market has been fairly quiet. The week started out with a severe winter storm over most feeding states which delayed both sales and transportation. Tuesday saw a light test with live sales in Texas and Iowa ranging from \$110.00-\$112.55 live up \$1.00-\$2.00 from last week, with a couple of dressed deals noted at \$173.00 which is steady, but not enough sold to establish a market. Wednesday, the cash market was fairly quiet from \$108.50-\$113.00, mostly \$111.00-\$112.00 up \$1.00-\$2.00 from last week's average. A couple of deals were also noted at \$175.00 dressed, up \$2.00-\$3.00 from last week but not enough to establish a market. The online market saw 8 lots sell from \$112.75-\$113.00 live, up around \$2.00-\$3.00 from last week's sales, with majority at \$113.00. Thursday, a light test saw deals in the south from \$112.00-\$114.00 live with a few in the north from \$110.00-\$112.00 up around \$2.00 from last week, while a couple of dressed deals were noted from \$174.00-\$178.00, averaging around \$176.00 up \$3.00. But volumes were extremely light with the bulk of cattle still left to trade. Today, a light trade has developed in all feeding states with business in the south at \$113.00 live, up \$3.00 from last week while trade in the north is sitting at \$112.00-\$113.00 live up \$3.00 with dressed deals from \$178.00-\$180.00 up \$5.00-\$7.00. Asking prices are sitting at \$114.00-\$116.00 live in the south and \$182.00 plus dressed in the north.