



Weekly Market Information Report for the week ending Thursday February 4, 2021

The following information is collected from various sources and disseminated by Beef Farmers of Ontario.

ONTARIO DIRECT TO PACKER RAILGRADE CATTLE TRADE

Prices are on a carcass weight basis before grade and weight discounts. Weekly Range:

A Grade Steers	236.00-238.00 (few at 238.00 mostly 236.00)
A Grade Heifers	N/T

ONTARIO LIVE CATTLE TRADE

Ontario auction sales this week saw weighted average price ranges for:

FED CATTLE	Volume	Price Range	Average	Top	Last Week Avg
Large Frame Steers +1250	95	130.42-143.52	139.36	148.50	134.90
Medium Frame Steers +1250	104	125.00-140.99	136.05	160.00	132.40
Large & Medium Frame Steers +1250	199	127.02-143.33	138.07	160.00	134.16
Large Frame Heifers +1000	106	124.47-141.76	135.27	159.00	136.71
Medium Frame Heifers +1000	181	124.33-139.81	133.03	158.00	136.02
Large & Medium Frame Heifers +1000	287	123.85-140.33	133.80	159.00	136.88
Fed steers, Dairy & Dairy Cross +1250	102	103.08-113.31	108.51	137.00	106.86
Fed heifers, Dairy & Dairy Cross +1000	88	75.81-107.92	95.00	127.50	89.37
Cows - All Weights	2,764	51.24-71.15	60.79	110.00	58.87
Bulls - All Weights	62	73.36-98.61	86.61	125.00	86.95

STOCKERS - Large and Medium Frame

STEERS	Volume	Price Range	Average	Top	Last Week Avg
1000+	535	153.85-177.03	167.73	180.50	164.19
900-999	332	167.15-186.07	179.09	190.00	175.62
800-899	245	144.11-186.05	176.89	197.25	177.35
700-799	450	159.69-204.84	190.36	216.50	191.23
600-699	433	177.00-218.48	201.40	290.00	200.85
500-599	304	196.46-241.76	220.19	263.00	215.27
400-499	151	182.49-251.71	220.96	267.00	231.71
-399	31	155.06-220.58	197.53	267.50	215.44

HEIFERS	Volume	Price Range	Average	Top	Last Week Avg
+900	156	137.02-157.97	150.52	164.00	138.10
800-899	124	139.29-166.28	157.12	177.50	145.79
700-799	236	143.35-184.67	164.47	202.99	158.57
600-699	348	140.77-188.37	176.23	206.00	167.53
500-599	256	164.35-199.69	184.47	215.00	176.30
400-499	162	164.36-221.56	189.30	256.00	179.31
300-399	43	147.14-191.16	169.48	235.00	180.48
-299	6	195.83-195.83	195.83	225.00	N/T

At Kawartha Lakes Community Sale Barn, January 30, 2021 – 148 cows, 2 bulls, 16 veal, 12 stockers

	Price Range	Avg.	Top
Cows	53.00-75.00	59.03	85.00
Veal calves 600 lbs & over	95.00-126.00	109.59	132.00
Veal 125 lbs and under	60.00-260.00	122.82	260.00

Denfield Livestock Exchange Inc., February 2, 2021: 162 Fed Cattle, 9 Veal, 128 Cows, 3 bulls

	Price Range	Average	Top
Large & Medium Frame Fed Steers +1250 lbs	138.00-147.25	141.72	160.00
Large & Medium Frame Fed Heifers +1000 lbs	135.00-144.00	139.31	159.00
Cows	48.50-68.50	58.56	84.00
Veal over 600 lbs	115.00-149.00	131.25	149.00

At Aylmer Stockyards Inc.: February 3, 2021 – 42 veal, 301 Cows, 49 fed cattle, 1 bull, 11 stockers

	Price Range	Average	Top
Fed Heifers, Dairy & Dairy Cross	63.00-109.00	95.59	109.00
Cows	41.99-79.00	64.50	98.99
Veal over 600 lbs	83.99-141.99	119.39	141.99

ONTARIO STOCKER & FEEDER TRADE

Stocker sale at Brussels Livestock: January 29, 2021 – 705 Stockers

Steers	Price Range	Average	Top	Heifers	Price Range	Average	Top
1000+	153.50-173.50	164.54	173.50	900+	146.50-161.25	155.58	164.00
900-999	167.00-184.00	179.10	184.00	800-899	162.00-177.50	170.96	177.50
800-899	182.00-197.25	188.51	197.25	700-799	156.00-182.00	169.50	182.00
700-799	189.50-211.50	199.56	211.50	600-699	169.00-203.50	195.72	203.50
600-699	213.00-231.00	221.60	290.00	500-599	165.00-200.00	184.80	200.00
500-599	207.00-245.00	232.73	245.00	400-499	127.00-204.00	190.00	204.00
400-499	135.00-252.00	215.62	252.00	300-399	149.00-195.00	136.33	195.00
399-	161.00-248.00	212.75	251.00				

Stocker sale at: Community Livestock Exchange: February 2, 2021 – 73 Stockers

Steers	Price Range	Average	Top	Heifers	Price Range	Average	Top
600-699	130.00-212.50	191.79	212.50	600-699	119.99-173.99	154.40	173.99
500-599	164.99-220.99	203.79	220.99	500-599	147.50-186.00	175.20	186.00
400-499	220.00-245.99	234.90	245.99				

Stocker sale at: Renfrew Pontiac Livestock: February 2, 2021 – 254 Stockers

Steers	Price Range	Average	Top	Heifers	Price Range	Average	Top
800-899	127.00-186.49	178.69	186.49	700-799	91.00-164.99	141.30	164.99
700-799	148.99-192.50	183.00	192.50	600-699	148.99-190.99	179.20	190.99
600-699	155.00-214.00	190.79	214.00	500-599	189.99-200.00	196.19	200.00
500-599	202.99-231.99	221.30	231.99	400-499	164.99-183.00	175.40	183.00
400-499	212.99-250.99	228.69	250.99	300-399	175.00-180.00	175.49	180.00

Stocker sale at Ontario Livestock Exchange, February 3, 2021 – 540 stockers

Steers	Price Range	Average	Top	Heifers	Price Range	Average	Top
1000+	162.50-180.52	172.05	180.50	900+	N/T		
900-999	177.00-190.00	183.28	190.00				
800-899	172.00-188.00	176.50	188.00				

Stocker sale at Ontario Livestock Exchange: February 4, 2021 – 160 Stockers

Steers	Price Range	Average	Top	Heifers	Price Range	Average	Top
1000+	139.00-173.00	153.38	173.00	500-599	188.00-193.00	190.31	193.00
900-999	137.50-167.00	153.07	172.00				
800-899	117.50-161.00	145.75	167.50				
700-799	141.00-180.00	160.46	182.50				
600-699	147.50-182.50	167.50	212.50				
500-599	135.00-207.50	166.07	207.50				
400-499	72.50-230.00	152.32	232.50				

Stocker sale at: **Ontario Stockyards Inc: February 4, 2021– 766 Stockers**

Steers	Price Range	Average	Top	Heifers	Price Range	Average	Top
1000+	95.00-169.00	150.57	169.00	900+	118.00-162.75	151.28	162.75
900-999	112.50-179.00	169.58	179.00	800-899	121.00-164.50	152.61	164.50
800-899	140.00-177.00	167.05	177.00	700-799	151.00-182.25	173.41	182.25
700-799	180.00-216.50	199.86	216.50	600-699	148.00-197.00	177.13	206.00
600-699	195.00-220.00	206.29	234.00	500-599	165.00-200.00	183.73	215.00
500-599	209.00-247.50	223.42	263.00	400-499	180.00-224.00	193.97	224.00
400-499	202.00-267.00	238.06	267.00	300-399	101.00-190.00	152.64	206.00
399	175.00-267.50	240.06	267.50				

ONTARIO STOCKER & FEEDER TRADE SPECIAL STOCKER SALES

Stocker sale at: **Community Livestock Exchange: January 29, 2021- 937 Stockers**

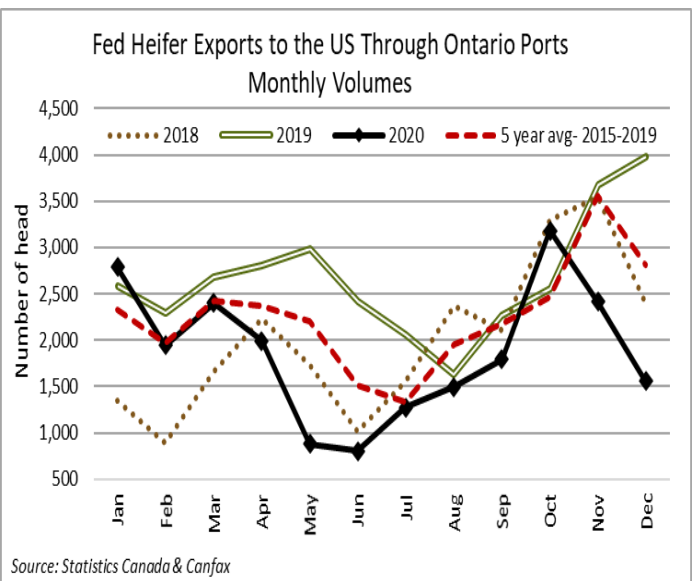
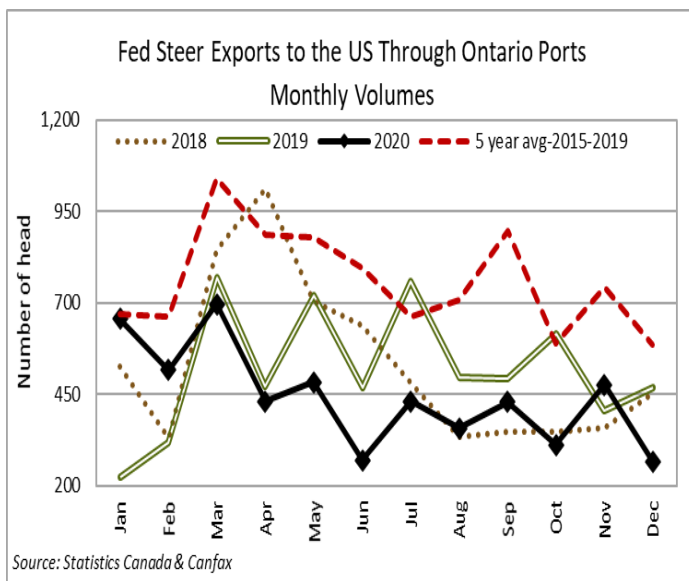
Steers	Price Range	Average	Top	Heifers	Price Range	Average	Top
1000+	110.00-173.99	161.49	173.99	800-899	136.00-158.49	152.69	158.49
900-999	139.99-177.49	165.79	177.49	700-799	140.99-202.99	166.99	202.99
800-899	120.99-184.00	175.49	184.00	600-699	112.00-180.00	170.30	180.00
700-799	140.99-204.19	189.30	204.19	500-599	158.00-209.50	187.79	209.50
600-699	170.99-225.00	204.49	225.00	400-499	150.00-256.00	187.00	256.00
500-599	185.00-256.99	231.19	256.99				
400-499	218.99-262.99	241.29	262.99				

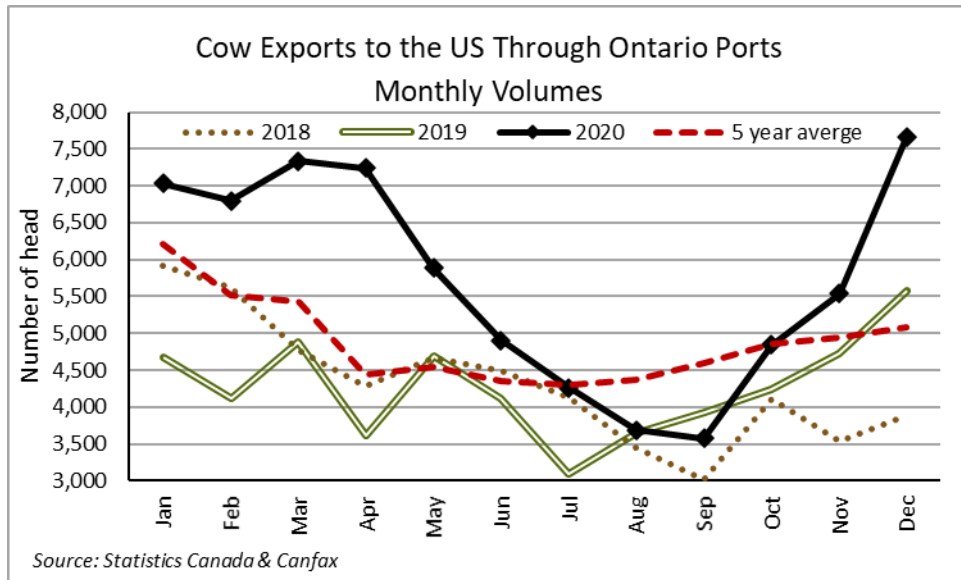
There was an excellent offering of 937 comprised of 591 steers and 346 heifers. Bidding was active, consistent, and sustained throughout the sale. Steer prices were very strong in the lighter weight categories and slightly below Ontario averages in the heavier weights while heifer prices were consistently higher than the Ontario market in all weight categories. There were 60 consignors and 32 purchasing buyers.

Stocker sale at: **Denfield Livestock Exchange: January 30, 2021- 278 Stockers**

Steers	Price Range	Average	Top	Heifers	Price Range	Average	Top
700-799	177.00-195.50	186.98	195.50	800-899	128.00-166.00	148.00	167.00
600-699	189.00-203.50	197.85	215.00	700-799	150.00-168.50	161.10	178.00
500-599	176.00-214.00	196.47	214.00	600-699	160.00-186.00	177.31	186.00
400-499	148.00-235.00	210.08	235.00	500-599	174.00-190.00	187.38	190.00
				400-499	206.00- 10 hd		

With quality considered, stockers sold very strong.





CATTLE EXPORTS-ONTARIO

	Week ending Jan 16, 2021	Week ending Jan 9, 2021	Year to Date 2021
Total live slaughter cattle exported from Ontario to the U.S.	3,573	2,934	6,507
Steers & Heifers & Cows	3,450	2,682	6,132
Bulls	123	252	375

ALBERTA DIRECT TRADE

For the week ending February 4, 2021

Steers	Live FOB	150.00-150.25	Rail FOB	252.25-253.50
Heifers	Live FOB	N/T	Rail FOB	252.50-253.50

U.S. TRADE (U.S. funds)

For the week ending February 4, 2021

Choice and Select Steers and Heifers:	Live	111.00-114.00
	Rail	173.00-181.00

QUEBEC ELECTRONIC AUCTION MARKET (F.O.B. THE FEEDLOT)

	Price	Change from Last Week
For the week ending February 4, 2021	234.75-236.75	+0.93

FEDERALLY INSPECTED CANADIAN PROCESSING

	Week Ending Jan 30, 2021	# of hd change from week ago	YTD	% Change (Week Ago)	% Change (Year Ago)
Grand Total	58,842	-407	250,095	-14%	+15%
Western Slaughter	45,369	-141	195,474	-17%	+15%
Eastern Slaughter	13,473	-266	54,621	-4%	+14%

AVERAGE CARCASS WEIGHTS – CANADA

	Steers	Heifers
Jan 30, 2021	951	857
Jan 23, 2021	936	853
Jan 25, 2020	904	832

USDA ESTIMATED CATTLE PROCESSING VOLUME

	Week Ending Feb 6, 2021	Previous Week	Year Ago
Grand Total	653,000	653,000	631,000

U.S. BOXED BEEF CUT-OUT VALUES (U.S. funds)

	Choice 600-900	Select 600-900
Current Five Day Average	235.18	223.43

BEEF EXPORTS – CANADA

	United States Jan 1- Nov 30/20	Change from last year YTD	Mexico Jan 1- Nov 30/20	Change from last year YTD
Total	286,719 tonnes	-3% or -7,919 tonnes	12,406 tonnes	-20% or -3,053 tonnes
	Japan Jan 1- Nov 30/20	Change from last year YTD	China Jan 1- Nov 30/20	Change from last year YTD
Total	40,694 tonnes	-11% or -5,057 tonnes	9,535 tonnes	-17% or -1,940 tonnes

LIVE CATTLE – CANADA

IMPORTS			EXPORTS		
	Import % change from 2019 YTD			Export % change from 2020 YTD	
Jan 1- Nov 30/20			Jan 1- Jan 23/21		
Pure bred	4,005	-22%	Slaughter steers & heifers & cows	28,354	+14%
Non-pure bred	244,414	+0%	Feeder cattle & calves	3,151	+28%
			Bulls	1,634	+53%

BEEF PRODUCTION – CANADA

	Jan 1 – Jan 30/21	Last Year Same Time	% Change
Fed	86,601 tonnes	70,893 tonnes	+22%
Non-fed	13,085 tonnes	13,278 tonnes	-1%

BEEF IMPORTS – CANADA

	Jan 1 – Jan 30/21	Last Year Same Time	% Change
United States	9,092 tonnes	8,851 tonnes	+3%
Non-CUSMA	4,197 tonnes	2,757 tonnes	+52%
EU-28 (beef/veal total)	435 tonnes	1,173 tonnes	-63%
Total	14,348 tonnes	13,313 tonnes	+8%

CHICAGO MERCANTILE EXCHANGE

Closing quotes on futures today were as follows:

Live Cattle			Feeder Cattle			Corn			Soybeans			Canadian \$		
Feb	116.72	+0.27	Mar	138.27	-1.22	Mar	5.484	-1.4	Mar	13.666	-5.6	Spot	78.31	+0.38
Apr	123.77	+0.02	Apr	142.20	-0.47	May	5.474	+0.0	May	13.656	-3.4	Mar	78.32	+0.38
Jun	119.97	-0.22	May	144.77	-0.30	Jul	5.362	-0.4	Jul	13.476	-1.6	Jun	78.33	+0.38
Aug	118.50	-0.27	Aug	152.35	-0.37	Sep	4.782	+0.4	Aug	13.040	+1.6	Sep	78.33	+0.38
Oct	121.15	-0.10	Sep	153.47	-0.45	Mar	4.516	+0.0	Sep	12.146	+1.4	Dec	78.33	+0.38
Dec	123.55	-0.15	Oct	154.20	-0.55	May	4.586	+0.6	Nov	11.610	+0.6	Mar	78.33	+0.38

Beef Farmers of Ontario, 130 Malcolm Road, Guelph, ON N1K 1B1 Phone: (519) 824-0334 Fax: (519) 824-9161 or email: markets@ontariobeef.com

OBCFPP LICENCE CHANGES

Now Licenced: Livestock Dealer

Reiche Meat Products Limited, 555 Reiche Road, RR 3, Pembroke, ON K8A 6W4

ONTARIO STOCKER & FEEDER TRADE SPECIAL FALL SALES

Feb 10	10:00 am	Kawartha Lakes Community Sales Barn	Peterborough/Victoria Counties Special Stocker Sale
Mar 9	11:00 am	Ontario Stockyards Inc	All Vaccinated Spring Stocker Sale
Mar 12	11:00 am	Community Livestock Exchange	Quinte Cattlemen's Stocker Sale
Mar 17	10:00 am	Kawartha Lakes Community Sales Barn	Special Stocker Sale

Comments for the week ending February 4th

There were 486 fed steers and heifers sold through auction markets this week up 85 from last week and 67 more than the same week last year. Fed steers ranged from \$127.02-\$143.33 averaging \$138.07 up \$3.91 from last week, but \$5.36 easier than year ago prices. Fed heifers sold from \$123.85-\$140.33 averaging \$133.80 down \$3.08 from last week, and \$3.08 lower than this time last year. Auction markets reported active trading on a good demand with prices steady to \$1.00-\$3.00 cwt higher.

The Ontario railgrade market was very light this week with one packer not bidding. Sales were reported at \$236.00 dressed for steers which is fully steady to last week. No heifer trade was reported. Last year there was no trade reported to compare too.

2,764 cull/fed cows sold through auction markets this week, down 130 from last week and 428 fewer than the same week last year. Cows sold from \$51.24-\$71.15 averaging \$60.79 up \$1.92 from last week and \$1.55 stronger than year ago prices. Auction markets reported active trading on good demand, with prices steady to stronger, up by \$2.00-\$3.00 cwt.

3,812 stocker and feeder cattle sold through auction markets this week down 99 head from last week and 910 fewer than the same time last year. Auction markets reported active trading on all weights and classes with prices steady to strong, with quality considered. Actual average prices this week saw steers 400-500 lbs down \$10.75 from last week, 500-600 lbs up \$4.92, 600-700 lbs up \$0.55, 700-800 lbs down \$0.87, 800-900 lbs down \$0.46, 900-1000 lbs up \$3.47 and steers 1000 lbs and over averaged \$3.54 stronger than last week on average. Heifers 300-400 lbs were down \$11.00, 400-500 lbs up \$9.99, 500-600 lbs up \$8.17, 600-700 lbs up \$8.70, 700-800 lbs up \$5.90, 800-900 lbs up \$11.33 and heifers 900 lbs and over averaged \$12.42 stronger than last week's weighted average prices.

The Quebec electronic market on Wednesday sold from \$234.75-\$236.75 dressed, up \$0.93 from the previous week on average.

Alberta direct trade on Wednesday was reported by Canfax as moderate with prices fully steady from \$254.00-\$255.00 delivered on a dressed basis. Thursday saw a light trade at \$255.00 delivered, fully steady to last week. Canfax reports: "Most if not all the cattle that traded this week were being scheduled for the week of February 15th and 22nd delivery." On a picked-up basis, Canfax noted sales from \$252.25-\$253.50 dressed with steers averaging \$253.10 up \$0.26 and heifers \$252.72 down \$0.02.

The U.S. cash cattle trade the week ending January 29th was scattered throughout the week with majority of trade taking place on Friday afternoon. Business for the week is reported by the USDA Mandatory Price Report from \$108.00-\$114.00 live, with steers averaging \$112.44 up \$3.21 from the previous week on average, while heifers averaged \$112.64 up \$2.80. On the rail trade was noted from \$172.00-\$181.00 dressed, with steers averaging \$177.56 up \$4.98 while heifers averaged \$177.77 up \$5.26.

This week, the market has been fairly quiet for most of the week. Monday, a handful of cattle sold in Iowa at \$176.00 dressed, steady but not enough to establish a market. A light test in the south on Tuesday afternoon saw sales from \$112.00-\$113.22 live, steady to slightly stronger than last week, but volumes were light. The north remained untested. At the Central Stockyards online auction on Wednesday, there were 1,362 head on offer, in 8 lots. Five lots totaling 699 head sold from \$113.00-\$113.75 live, with the remaining three lots left unsold. Sales were fully steady to slightly stronger than last week's online trade. On the cash market Wednesday, a light trade was noted with prices in the south from \$113.50-\$113.75 live, up \$1.00-\$2.00 from last week but light receipts traded. A couple of deals were noted at the online auction Thursday selling the cattle that did not sell Wednesday, but only one lot sold at \$113.75. On the cash market Thursday sales were reported from \$111.00-\$114.00 live up \$1.00-\$2.00 from last week, and \$178.00-\$181.00 dressed, steady to \$2.00 cwt stronger. Today, trade has developed in all feeding states with business in the south at \$114.00 live, up \$1.00 from last week. In the north sales were being reported at \$114.00 live and \$178.00-\$180.00 dressed, fully steady to \$2.00 stronger than last week.