



Weekly Market Information Report for the week ending Thursday February 11, 2021

The following information is collected from various sources and disseminated by Beef Farmers of Ontario.

ONTARIO DIRECT TO PACKER RAILGRADE CATTLE TRADE

Prices are on a carcass weight basis before grade and weight discounts. Weekly Range:

A Grade Steers	240.00
A Grade Heifers	239.00-240.00

ONTARIO LIVE CATTLE TRADE

Ontario auction sales this week saw weighted average price ranges for:

FED CATTLE	Volume	Price Range	Average	Top	Last Week Avg
Large Frame Steers +1250	100	115.19-143.87	135.45	163.00	139.36
Medium Frame Steers +1250	71	130.85-140.73	135.28	168.50	136.05
Large & Medium Frame Steers +1250	171	122.22-143.96	135.93	168.50	138.07
Large Frame Heifers +1000	60	115.20-139.47	130.91	149.00	135.27
Medium Frame Heifers +1000	110	125.66-140.17	134.65	169.00	133.03
Large & Medium Frame Heifers +1000	170	118.53-141.74	133.16	169.00	133.80
Fed steers, Dairy & Dairy Cross +1250	39	100.44-111.87	107.50	114.00	108.51
Fed heifers, Dairy & Dairy Cross +1000	135	77.55-108.86	94.71	121.00	95.00
Cows - All Weights	2,871	57.17-81.47	68.53	125.50	60.79
Bulls - All Weights	59	73.43-97.08	87.09	115.00	86.61

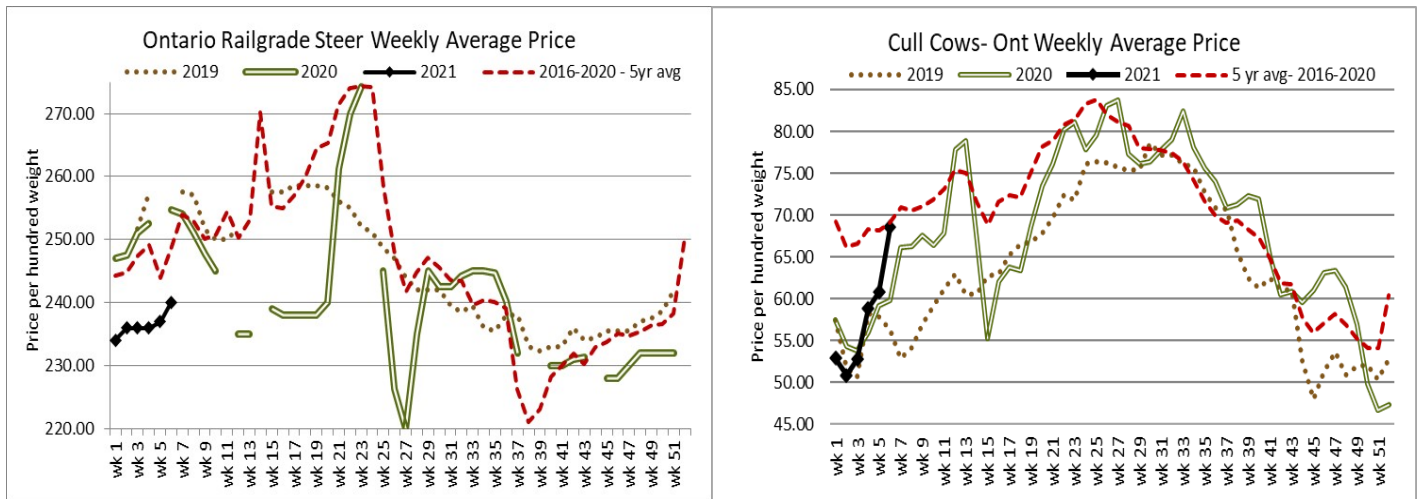
STOCKERS - Large and Medium Frame

STEERS	Volume	Price Range	Average	Top	Last Week Avg
1000+	332	166.44-181.47	175.38	188.00	167.73
900-999	280	172.54-184.44	180.48	192.50	179.09
800-899	149	160.25-189.16	181.63	198.75	176.89
700-799	271	172.79-206.91	192.27	215.00	190.36
600-699	359	194.58-230.78	215.55	239.50	201.40
500-599	268	209.18-250.49	232.47	266.00	220.19
400-499	126	221.72-252.32	238.96	276.00	220.96
-399	30	181.98-235.28	212.71	300.00	197.53

HEIFERS	Volume	Price Range	Average	Top	Last Week Avg
+900	244	146.62-162.85	154.28	168.50	150.52
800-899	125	143.21-163.76	156.63	179.00	157.12
700-799	174	145.07-180.49	168.89	199.00	164.47
600-699	404	171.97-202.87	190.42	213.50	176.23
500-599	340	170.64-216.26	197.48	236.50	184.47
400-499	141	170.19-211.88	192.20	245.00	189.30
300-399	39	163.46-194.99	181.93	220.00	169.48
-299	3	136.00-156.00	146.00	175.00	195.83

At Kawartha Lakes Community Sale Barn, February 6, 2021 – 148 cows, 2 bulls, 16 veal, 12 stockers

	Price Range	Avg.	Top
Cows	58.00-76.00	65.28	88.00
Veal calves 600 lbs & over	107.00-121.00	111.40	121.00
Veal 125 lbs and under	20.00-300.00	101.62	300.00



Denfield Livestock Exchange Inc., February 9, 2021: 95 Fed Cattle, 9 Veal, 70 Cows, 1 bull, 5 stockers.

	Price Range	Average	Top
Large & Medium Frame Fed Steers +1250 lbs	133.50-148.75	142.41	168.50
Large & Medium Frame Fed Heifers +1000 lbs	137.50-144.50	141.17	169.00
Cows	53.00-72.50	62.84	90.50
Veal over 600 lbs	109.00-126.00	117.46	150.00

At Aylmer Stockyards Inc.: February 10, 2021 – 18 veal, 336 Cows, 56 fed cattle, 3 bulls, 12 stockers

	Price Range	Average	Top
Fed Heifers, Dairy & Dairy Cross	60.99-113.50	98.69	113.50
Cows	42.99-98.99	70.99	98.99
Veal over 600 lbs	115.99-129.00	120.90	129.00

ONTARIO STOCKER & FEDER TRADE

Stocker sale at **Brussels Livestock: February 5, 2021 – 782 Stockers**

Steers	Price Range	Average	Top	Heifers	Price Range	Average	Top
1000+	158.50-173.75	167.27	173.75	900+	147.00-162.50	154.08	162.50
900-999	165.00-176.50	172.60	176.50	800-899	154.00-170.75	163.48	171.50
800-899	168.00-185.00	178.87	193.50	700-799	171.00-179.00	177.13	179.00
700-799	185.00-204.00	196.97	207.50	600-699	173.50-182.00	179.61	185.00
600-699	206.00-230.00	215.42	230.00	500-599	182.00-204.00	193.12	208.00
500-599	224.00-248.00	241.41	248.00	400-499	181.00-206.00	196.88	221.00
400-499	237.00-267.00	248.13	267.00	300-399	180.00-193.00	190.08	193.00

Stocker sale at: **Community Livestock Exchange: February 9, 2021 – 80 Stockers**

Steers	Price Range	Average	Top	Heifers	Price Range	Average	Top
700-799	139.99-196.99	174.70	196.99	600-699	131.00-177.00	161.60	177.00
600-699	168.99-208.00	196.79	208.00	500-599	137.99-210.00	190.90	210.00
500-599	189.99-241.99	219.70	241.99	400-499	172.50-245.00	203.60	245.00

Stocker sale at: **Keady Livestock Market: February 9, 2021 – 364 Stockers**

Steers	Price Range	Average	Top	Heifers	Price Range	Average	Top
600-699	228.00-239.50	236.52	239.50	700-799	154.00-170.00	163.67	182.50
500-599	235.00-256.50	247.60	256.50	600-699	188.0-213.50	201.98	213.50
				500-599	207.50-236.50	220.69	236.50
				400-499	190.00-240.00	216.11	240.00

Stocker sale at: **Renfrew Pontiac Livestock: February 9, 2021 – 239 Stockers**

Steers	Price Range	Average	Top	Heifers	Price Range	Average	Top
900-999	130.00-179.49	172.30	179.49	700-799	114.99-184.00	166.50	184.00
800-899	127.49-180.49	175.69	180.49	600-699	132.00-189.99	172.79	189.99
700-799	145.99-207.50	187.59	207.50	500-599	102.49-195.99	168.59	195.99
600-699	151.00-225.00	207.90	225.00	400-499	150.00-210.00	164.30	241.00
500-599	160.00-241.99	215.89	241.99	300-399	175.00-200.00	187.90	200.00
400-499	180.00-254.99	231.19	254.99				

Stocker sale at **Ontario Livestock Exchange, February 10, 2021 – 416 stockers**

Steers	Price Range	Average	Top	Heifers	Price Range	Average	Top
1000+	175.00-188.00	183.52	188.00	900+	153.00-168.50	159.46	168.50
900-999	185.50-192.50	188.94	192.50	800-899	145.00-170.00	165.22	170.00

Stocker sale at **Ontario Livestock Exchange: February 11, 2021 – 180 Stockers**

Steers	Price Range	Average	Top	Heifers	Price Range	Average	Top
900-999	163.00-181.00	174.38	181.00	900+	152.00-164.50	159.17	164.50
800-899	82.50-187.00	171.50	187.00	800-899	115.00-143.00	127.17	154.00
700-799	151.00-197.50	172.86	201.00	700-799	87.50-172.50	151.22	172.50
600-699	194.00-216.00	203.88	221.00	600-699	148.00-191.00	166.47	191.00
500-599	217.50-233.00	225.14	233.00	500-599	187.50-194.00	191.58	207.50
400-499	195.00-235.00	218.75	235.00	400-499	190.00-202.50	195.55	202.50

Stocker sale at: **Ontario Stockyards Inc: February 11 , 2021– 831 Stockers**

Steers	Price Range	Average	Top	Heifers	Price Range	Average	Top
1000+	80.00-156.00	101.20	156.00	900+	116.00-154.50	134.27	154.50
900-999	140.00-182.00	170.00	182.00	800-899	146.00-166.00	153.42	179.00
800-899	170.00-195.00	187.28	196.00	700-799	152.00-181.00	170.83	181.00
700-799	180.00-210.00	195.44	214.75	600-699	177.00-211.00	195.69	211.00
600-699	190.00-234.50	216.15	236.50	500-599	165.00-221.00	194.99	230.00
500-599	212.00-257.00	236.76	266.00	400-499	150.00-221.00	193.70	237.50
400-499	222.50-247.50	235.71	276.00	300-399	140.00-200.00	172.27	220.00
399	212.50-275.00	255.28	275.00				

ONTARIO STOCKER & FEEDER TRADE SPECIAL STOCKER SALES

Stocker sale at: **Kawartha Lakes Community Sales Barn, February 10, 2021- 365 Stockers**

Steers	Price Range	Average	Top	Heifers	Price Range	Average	Top
1000+	110.00-173.99	161.49	173.99	800-899	136.00-158.49	152.69	158.49
900-999	139.99-177.49	165.79	177.49	700-799	140.99-202.99	166.99	202.99
800-899	120.99-184.00	175.49	184.00	600-699	112.00-180.00	170.30	180.00
700-799	140.99-204.19	189.30	204.19	500-599	158.00-209.50	187.79	209.50
600-699	170.99-225.00	204.49	225.00	400-499	150.00-256.00	187.00	256.00
500-599	185.00-256.99	231.19	256.99				
400-499	218.99-262.99	241.29	262.99				

Peterborough Cattlemen's & Victoria Beef Farmers Special Sale- Stocker steers and heifers sold actively at higher prices.

ONTARIO BRED COW SALES

Keady Livestock Market, February 5, 2021- 140 Bred cows & heifers, 4 Cow calf pairs (prices are per head & per pair)

	Exotic and Exotic X	British and British X
Top quality bred Heifers	\$2000-\$2300	\$1700-\$1900
Avg quality bred cows	\$1400-\$1700	\$1200-\$1600
Top quality cow/calf pairs	\$2100	N/T

Good quality bred heifers and cows sold on an active trade with steady prices!

CATTLE EXPORTS-ONTARIO

Week ending Jan 23, 2021

Week ending Jan 16, 2021

Year to Date
2021

Total live slaughter cattle
exported from Ontario to the U.S.
Steers & Heifers & Cows
Bulls

3,995
3,838
157

3,573
3,450
123

10,502
9,970
532

ALBERTA DIRECT TRADE

For the week ending February 11, 2021

Steers Live **FOB** 150.00
Heifers Live **FOB** 150.50

Rail **FOB** 252.00-254.50
Rail **FOB** 252.00-254.50

U.S. TRADE (U.S. funds)

For the week ending February 11, 2021

Choice and Select Steers and Heifers: Live 111.00-116.00
Rail 178.00-185.00

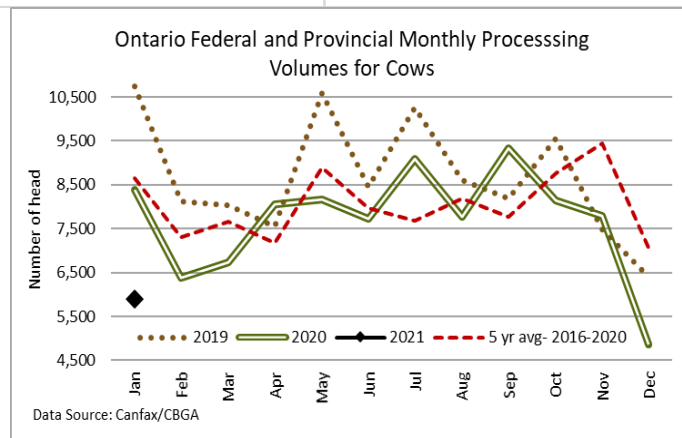
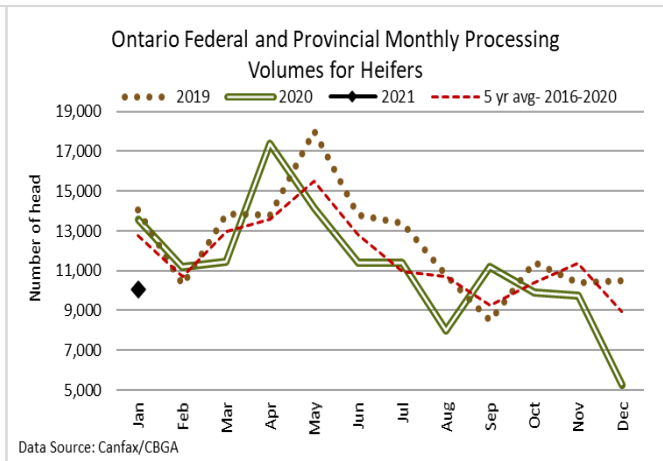
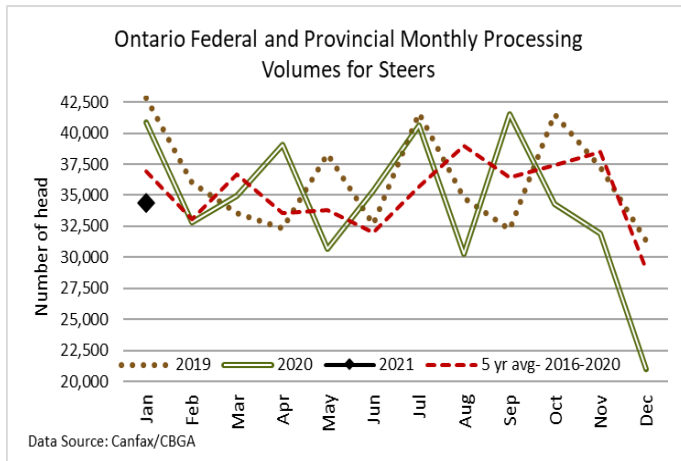
QUEBEC ELECTRONIC AUCTION MARKET (F.O.B. THE FEEDLOT)

For the week ending February 11, 2021

	Price	Change from Last Week
	240.00-242.75	+5.72

FEDERALLY INSPECTED CANADIAN PROCESSING

	Week Ending Feb 6, 2021	# of hd change from week ago	YTD	% Change (Week Ago)	% Change (Year Ago)
Grand Total	59,282	+440	309,377	+1%	+12%
Western Slaughter	45,205	-164	240,679	-0%	+12%
Eastern Slaughter	14,077	+604	68,698	+4%	+12%



AVERAGE CARCASS WEIGHTS – CANADA

	Steers	Heifers
Feb 6, 2021	930	863
Jan 30, 2021	951	857
Feb 1, 2020	903	832

USDA ESTIMATED CATTLE PROCESSING VOLUME

	Week Ending Feb 13, 2021	Previous Week	Year Ago
Grand Total	611,000	653,000	621,000

U.S. BOXED BEEF CUT-OUT VALUES (U.S. funds)

	Choice 600-900	Select 600-900
Current Five Day Average	234.21	220.68

BEEF EXPORTS – CANADA

United States		<i>Change from last year YTD</i>	Mexico		<i>Change from last year YTD</i>
<i>Jan 1- Dec 31/20</i>			<i>Jan 1- Dec 31/20</i>		
Total	309,562 tonnes	-2% or -7,138 tonnes	15,155 tonnes		-9 or -1,469 tonnes
Japan		<i>Change from last year YTD</i>	China		<i>Change from last year YTD</i>
<i>Jan 1- Dec 31/20</i>			<i>Jan 1- Dec 31/20</i>		
Total	45,147 tonnes	-8% or -4,186 tonnes	10,504 tonnes		-13 or -1,548 tonnes

LIVE CATTLE – CANADA

IMPORTS		<i>Import % change from 2019 YTD</i>	EXPORTS		<i>Export % change from 2020 YTD</i>
<i>Jan 1- Dec 31/20</i>			<i>Jan 1- Jan 30/21</i>		
Pure bred	4,190	-25%	Slaughter steers & heifers & cows	37,906	+6%
Non-pure bred	272,533	+1%	Feeder cattle & calves	4,158	+16%
			Bulls	2,074	+20%

BEEF PRODUCTION – CANADA

	<i>Jan 1 – Feb 6/21</i>	<i>Last Year Same Time</i>	<i>% Change</i>
Fed	107,208 tonnes	89,827 tonnes	+19%
Non-fed	16,230 tonnes	17,168 tonnes	-5%

BEEF IMPORTS – CANADA

	<i>Jan 1 – Feb 6/21</i>	<i>Last Year Same Time</i>	<i>% Change</i>
United States	11,105 tonnes	11,037 tonnes	+1%
Non-CUSMA	5,136 tonnes	3,232 tonnes	+59%
EU-28 (beef/veal total)	686 tonnes	1,420 tonnes	-52%
Total	17,702 tonnes	16,330 tonnes	+8%

CHICAGO MERCANTILE EXCHANGE

Closing quotes on futures today were as follows:

Live Cattle		Feeder Cattle		Corn		Soybeans		Canadian \$	
Feb	117.20 +1.87	Mar	140.85 +1.70	Mar	5.386 -2.2	Mar	13.720 +4.4	Spot	78.71 -0.01
Apr	125.17 +2.05	Apr	144.72 +1.35	May	5.364 -3.2	May	13.712 +4.4	Mar	78.71 -0.03
Jun	121.30 +1.77	May	146.30 +0.85	Jul	5.250 -2.6	Jul	13.566 +5.4	Jun	78.71 -0.03
Aug	119.67 +0.82	Aug	153.60 +0.60	Sep	4.722 -2.4	Aug	13.140 +4.4	Sep	78.71 -0.03
Oct	121.92 +0.50	Sep	154.67 +0.85	Mar	4.486 -3.6	Sep	12.232 -0.6	Dec	78.71 -0.03
Dec	124.10 +0.42	Oct	155.12 +0.75	May	4.554 -4.0	Nov	11.730 -1.2	Mar	78.71 -0.03

Beef Farmers of Ontario, 130 Malcolm Road, Guelph, ON N1K 1B1 Phone: (519) 824-0334 Fax: (519) 824-9161 or email: markets@ontariobeef.com

ONTARIO STOCKER & FEEDER TRADE SPECIAL FALL SALES

Mar 9	11:00 am	Ontario Stockyards Inc	All Vaccinated Spring Stocker Sale
Mar 12	11:00 am	Community Livestock Exchange	Quinte Cattlemen's Stocker Sale
Mar 17	10:00 am	Kawartha Lakes Community Sales Barn	Special Stocker Sale

Comments for the week ending February 11th

Lighter receipts of 341 fed steers and heifers sold through auction markets this week down 145 head from last week and 107 fewer than the same week last year. Fed steers traded from \$122.22-\$143.96 averaging \$135.93 down \$2.14 from last week and \$2.92 easier than year ago prices. Fed heifers ranged from \$118.53-\$141.74 averaging \$133.16 down \$0.64 from last week and \$7.32 lower than last year at this time. Auction markets reported trade as active with a strong demand and prices mostly \$1.00-\$2.00 cwt higher with quality considered, and one market noting prices up by \$3.00-\$5.00. Trade topped the market this week at \$168.50 for steers and \$169.00 on the heifers.

The Ontario railgrade trade this week was moderate in volume with stronger prices. Steers were reported at \$240.00 dressed, while heifers were \$239.00-\$240.00, mostly \$240.00. Prices this week are up \$4.00 cwt from last week's limited trade, but \$14.75 below last years price. Cattle that sold this week were for delivery the last week in February to the first and second week in March.

The Boxed Beef Report by Kevin Grier this week reported on Canadian buyer activity: "Buyers big and small continued to be aggressively procuring near and out-front needs in order to get covered. Buyers seem to be smelling tighter supplies or problems. With that said, the tone is easing back as buyers sit on more inventory. The pace of the price increase begins to wane and buyers gains their footing. Furthermore, beef is quickly losing its place in the conversation for featuring in April and May given its relative costs. There will be beef features, obviously, but the prevalence and price levels will be lower and higher, respectively. The luster is off beef as a feature item."

Larger volumes of cull/fed cows this week met a strong demand at higher prices. 2,871 cull/fed cows sold through auction markets up 107 from last week and 125 more than the same week last year. Cows ranged from \$57.17-\$81.47 with a weekly weighted average price of \$68.53 up \$7.74 from last week and \$8.75 stronger than last year at this time. Auction markets reported a very active trade with higher prices, anywhere from \$2.00-\$7.00 cwt stronger. By week's end trade was holding steady to the early week increases.

Lighter offerings of stocker and feeder cattle sold through auction markets this week at 3,285 head, down 527 from last week and 84 fewer than the same week last year. Auction market reports started out this reporting period with prices steady to strong with quality considered. As the week progressed, calves were noted as active at higher prices to \$2.00-\$4.00 cwt by mid week, on a good quality selection and ended the week trading higher. Yearlings/heavier cattle were steady to strong but as the week progressed, trade was stronger, up by \$2.00-\$3.00 cwt. Actual average prices this week saw steers 400-500 lbs up \$18.00 on average, 500-600 lbs up \$12.284.69, 600-700 up \$14.15, 700-800 lbs up \$1.91, 800-900 lbs up \$4.74, 900-1000 lbs up \$1.39 and steers 1000 lbs plus averaged \$7.65 stronger than last week's weighted average prices. Heifers from 300-400 lbs averaged \$12.45 higher, 400-500 lbs up \$2.90, 500-600 lbs up \$13.01, 600-700 lbs up \$14.19, 700-800 lbs up \$4.42, 800-900 lbs down \$0.49 and heifers 900 lbs and over averaged \$3.76 higher than last week on average.

The Quebec electronic market on Wednesday sold from \$240.00-\$242.75 dressed, up \$5.72 from the previous week on average.

Alberta direct trade was fully steady to last week with Canfax reporting dressed trade from \$255.00-\$256.00 cwt delivered. Canfax noted trade on a picked-up basis from \$150.00-\$150.50 live and \$252.00-\$254.50 dressed. Canfax reports: "Cattle that were bought this week were being scheduled for late February/early March delivery. Western Canadian fed slaughter volumes are running above year ago levels but Canadian fed cattle exports to the US are running below last year."

The U.S. cash cattle trade the week ending February 5th was active with prices slightly stronger. Overall trade for the week reported by the USDA Mandatory Price report, ranged from \$112.00-\$115.50 live with steers averaging \$113.63 up \$1.19 while heifers averaged \$113.64 up \$1.00. On the rail trade ranged from \$173.00-\$183.00 dressed with the weekly weighted average price at \$179.26 up \$1.70 while heifers averaged \$178.85 up \$1.08.

This week the U.S. cash trade saw a little trade each day. Tuesday and Wednesday, trade was reported from \$113.00-\$114.20 live in the south which is steady, and \$179.00-\$180.00 dressed in the north which is steady to \$1.00 higher. Thursday trade was a little more active with live trade in the south at prices steady to Wednesday at \$114.00 live. In Nebraska and Iowa some live trade was noted at \$114.00 live, with a couple late evening in Iowa at \$116.00. Dressed deals in the north continued at \$180.00 dressed, up \$1.00 from last week. Today a few bids have surfaced in Nebraska from \$180.00-\$182.00 dressed, up \$1.00-\$3.00 from last week but no sales have been reported. For the most part it appears the bulk of this week's business is completed.