



Weekly Market Information Report for the week ending Thursday March 11, 2021

The following information is collected from various sources and disseminated by Beef Farmers of Ontario.

ONTARIO DIRECT TO PACKER RAILGRADE CATTLE TRADE

Prices are on a carcass weight basis before grade and weight discounts. Weekly Range:

A Grade Steers	240.00-243.00 (majority at 240.00)
A Grade Heifers	239.00-242.00 (majority 239.00-240.00)

ONTARIO LIVE CATTLE TRADE

Ontario auction sales this week saw weighted average price ranges for:

FED CATTLE	Volume	Price Range	Average	Top	Last Week Avg
Large Frame Steers +1250	90	128.19-145.34	138.40	151.00	140.62
Medium Frame Steers +1250	165	134.97-145.64	141.31	151.50	139.96
Large & Medium Frame Steers +1250	255	132.47-146.10	141.07	151.50	140.10
Large Frame Heifers +1000	144	107.96-145.86	137.45	155.50	139.74
Medium Frame Heifers +1000	195	130.47-145.17	138.67	171.00	135.96
Large & Medium Frame Heifers +1000	339	127.75-146.38	139.35	171.00	137.16
Fed steers, Dairy & Dairy Cross +1250	89	102.25-115.15	109.77	137.00	109.80
Fed heifers, Dairy & Dairy Cross +1000	114	78.92-107.95	94.95	140.00	93.84
Cows - All Weights	2,956	56.93-80.76	67.84	109.00	68.46
Bulls - All Weights	113	81.70-104.78	94.47	133.00	94.31

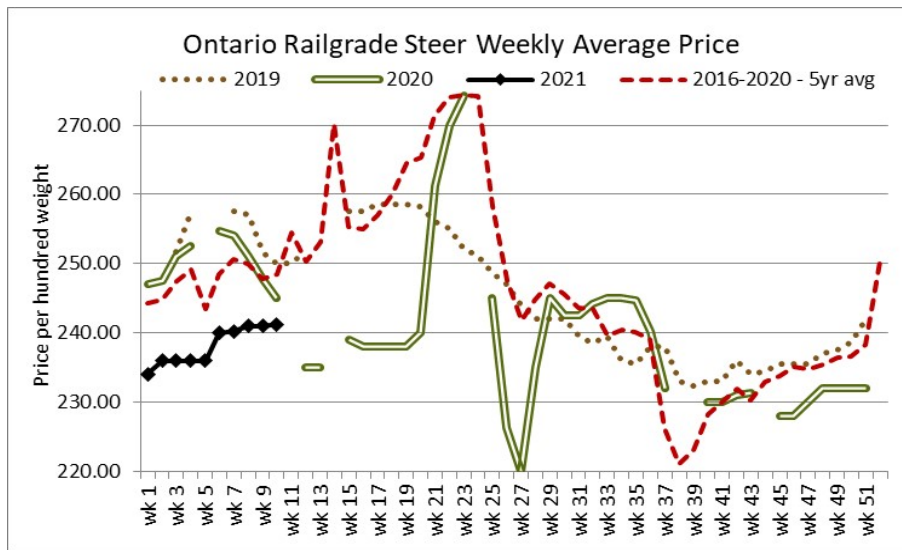
STOCKERS - Large and Medium Frame

STEERS	Volume	Price Range	Average	Top	Last Week Avg
1000+	816	153.48-174.62	162.54	185.00	168.51
900-999	749	164.49-179.42	172.62	183.75	172.84
800-899	406	168.24-185.47	178.86	191.50	181.95
700-799	572	182.35-206.80	195.36	216.00	186.80
600-699	612	194.55-229.08	211.83	245.00	212.10
500-599	416	198.44-249.52	228.57	265.00	220.32
400-499	155	209.06-262.83	244.63	278.00	230.71
-399	32	190.84-259.77	229.64	400.00	180.19

HEIFERS	Volume	Price Range	Average	Top	Last Week Avg
+900	516	136.54-156.22	147.02	169.00	144.65
800-899	253	156.59-167.91	162.95	176.00	158.23
700-799	461	159.80-180.08	170.02	186.50	167.70
600-699	593	159.32-192.02	176.65	208.00	181.34
500-599	320	160.91-202.35	182.96	227.50	187.64
400-499	194	164.38-207.69	187.30	256.00	194.52
300-399	32	168.34-226.00	195.40	290.00	174.38
-299	2	N/T	N/T	N/T	N/T

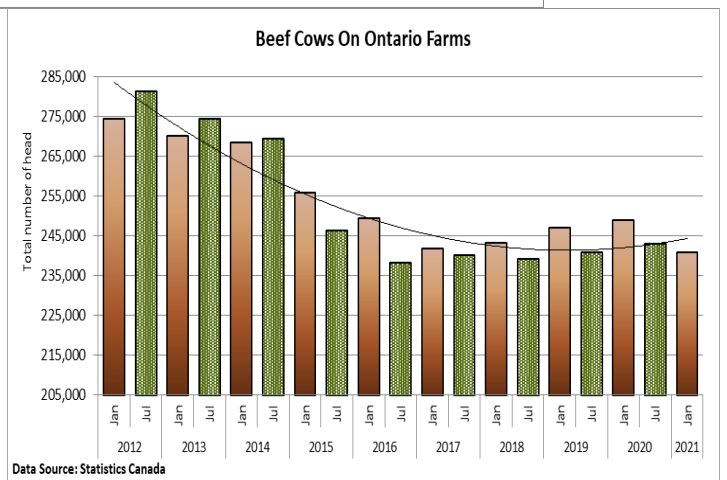
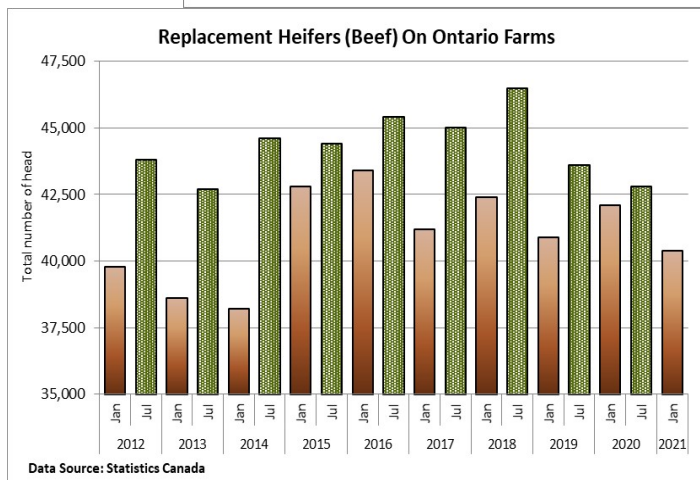
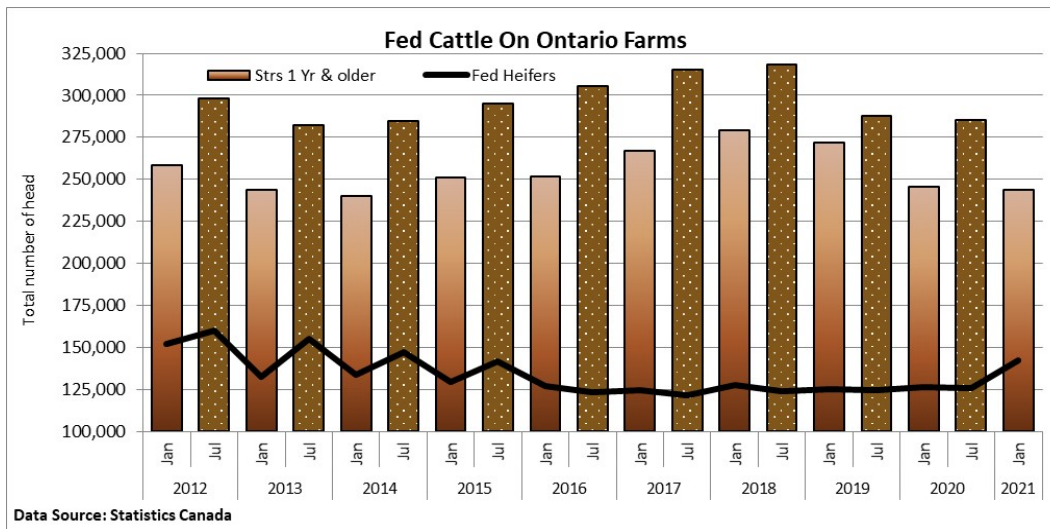
At Kawartha Lakes Community Sale Barn, March 6, 2021 – 214 cows, 5 bulls, 40 veal, 21 stockers, 3 fed cattle

	Price Range	Avg.	Top
Cows	59.00-84.00	66.79	98.00
Veal 600 lbs +	80.00-137.50	96.15	148.00



Denfield Livestock Exchange Inc., March 9, 2021: 212 Fed Cattle, 29 Veal, 102 Cows, 1 Bull

	Price Range	Average	Top
Large & Medium Frame Fed Steers +1250 lbs	135.25-149.75	143.86	151.50
Large & Medium Frame Fed Heifers +1000 lbs	136.50-148.25	143.54	171.00
Cows	54.50-80.50	68.51	86.00
Veal over 600 lbs	109.00-126.00	116.42	165.00



At **Aylmer Stockyards Inc.:** **March 10, 2021** – 58 veal, 259 Cows, 31 fed cattle, 4 bull, 15 stockers

	Price Range	Average	Top
Fed Heifers, Dairy & Dairy Cross 1000+ lbs	60.99-106.49	95.09	106.49
Cows	42.99-93.99	70.49	106.49
Veal over 600 lbs	76.00-132.00	112.99	132.00

ONTARIO STOCKER & FEEDER TRADE

Stocker sale at **Brussels Livestock:** **March 5, 2021** – 1,023 Stockers

Steers	Price Range	Average	Top	Heifers	Price Range	Average	Top
1000+	144.50-166.00	155.17	176.00	900+	138.00-160.00	149.51	169.00
900-999	164.00-178.00	173.60	178.00	800-899	150.00-166.00	158.11	167.50
800-899	168.00-191.50	187.16	191.50	700-799	163.25-186.50	170.97	186.50
700-799	185.50-206.00	196.96	206.00	600-699	162.00-190.50	176.59	195.00
600-699	185.00-224.00	204.66	224.00	500-599	180.00-190.50	185.01	204.00
500-599	224.00-254.00	239.85	260.00	400-499	178.00-192.00	186.64	196.00
400-499	230.00-264.00	241.73	269.00				

Stocker sale at: **Community Livestock Exchange:** **March 9, 2021** – 153 Stockers

Steers	Price Range	Average	Top	Heifers	Price Range	Average	Top
700-799	146.99-187.99	170.59	187.99	600-699	141.99-187.00	167.19	187.00
600-699	166.99-216.99	198.79	216.99	500-599	150.00-214.00	192.50	214.00
0500-599	138.99-252.00	221.20	252.00	400-499	162.50-216.99	206.30	216.99
400-499	111.00-250.00	216.10	250.00				

Stocker sale at: **Keady Livestock Market:** **March 9, 2021** – 921 Stockers

Steers	Price Range	Average	Top	Heifers	Price Range	Average	Top
1000+	159.50-173.50	166.77	173.50	900+	133.00-143.50	140.00	143.50
900-999	162.00-183.50	170.52	183.75	800-899	175.25-176.00	175.39	176.00
0800-899	170.00-191.00	178.52	191.00	700-799	172.00-182.00	177.29	182.00
700-799	195.00-209.00	201.59	216.00	600-699	175.00-199.00	183.18	199.00
600-699	216.50-240.50	228.28	243.00	500-599	174.00-218.00	199.57	218.00
500-599	234.00-246.00	241.72	246.00	400-499	196.00-239.00	214.64	239.00
400-499	225.00-239.00	230.30	244.00				

Stocker sale at: **Renfrew Pontiac Livestock:** **March 9, 2021** – 241 Stockers

Steers	Price Range	Average	Top	Heifers	Price Range	Average	Top
700-799	155.00-200.99	183.00	200.99	700-799	117.50-175.00	155.89	175.00
600-699	173.99-214.99	198.90	214.99	600-699	135.00-184.00	176.19	184.00
500-599	180.00-243.00	228.50	243.00	500-599	139.99-198.99	177.40	198.99
400-499	164.99-266.00	242.30	266.00	400-499	119.99-194.99	182.40	194.99
				300-399	194.99-220.00	207.39	220.00

Stocker sale at **Ontario Livestock Exchange, March 10, 2021** – 653 stockers

Steers	Price Range	Average	Top	Heifers	Price Range	Average	Top
1000+	160.00-185.00	168.79	185.00	900+	153.00-155.50	153.92	155.50
900-999	172.00-183.50	177.13	183.50	800-899	160.50-165.50	163.28	165.50
800-899	180.00-182.50	181.98	182.50				

Stocker sale at **Ottawa Livestock Exchange:** **March 11, 2021** – 57 Stockers

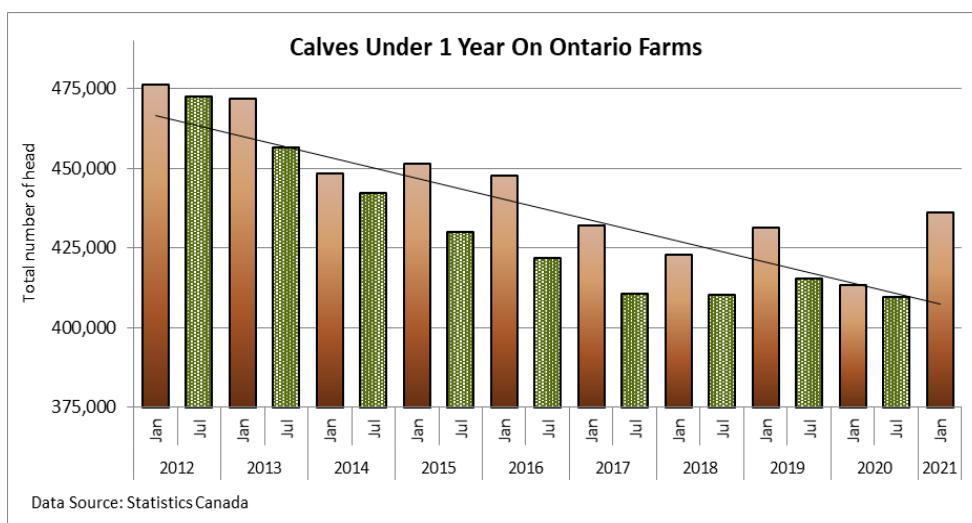
Steers	Price Range	Average	Top	Heifers	Price Range	Average	Top
700-799	172.00-196.00	181.67	196.00	600-699	128.00-178.00	160.73	178.00
600-699	174.00-214.00	192.40	214.00				
500-599	120.00-228.00	177.43	228.00				

Stocker sale at **Ontario Livestock Exchange: March 11, 2021 – 265** Stockers

Steers	Price Range	Average	Top	Heifers	Price Range	Average	Top
900-999	139.00-143.00	142.00	145.00	700-799	105.00-125.00	114.25	152.50
800-899	150.00-165.00	158.15	167.50	600-699	117.50-147.50	130.69	147.50
700-799	125.00-192.00	164.65	192.00	500-599	125.00-205.00	181.05	205.00
600-699	121.00-203.00	172.78	203.00	400-499	182.50-210.00	191.07	220.00
500-599	130.00-237.50	197.35	240.00				
400-499	170.00-255.00	216.00	255.00				

Stocker sale at: **Ontario Stockyards Inc: March 11, 2021– 653** Stockers

Steers	Price Range	Average	Top	Heifers	Price Range	Average	Top
800-899	150.00-170.50	162.66	182.00	700-799	145.00-175.00	163.93	175.00
700-799	180.00-204.00	197.68	207.50	600-699	140.00-187.00	168.69	193.50
600-699	196.00-227.50	211.34	242.50	500-599	150.00-211.00	175.57	222.50
500-599	202.50-253.00	230.01	265.00	400-499	150.00-205.00	175.48	256.00
400-499	205.00-265.00	247.10	268.00	300-399	152.50-225.00	184.50	225.00
399-	215.00-272.50	244.50	272.50				



ONTARIO STOCKER & FEEDER TRADE SPECIAL SPRING SALES

Stocker sale at: **Ontario Stockyards Inc: March 9, 2021– 1,102** Stockers

Steers	Price Range	Average	Top	Heifers	Price Range	Average	Top
1000+	157.50-165.50	162.83	165.50	900+	138.00-144.00	142.94	150.00
900-999	164.00-177.75	173.89	181.00	800-899	150.00-166.50	161.97	166.50
800-899	175.00-186.00	180.43	186.75	700-799	163.00-181.00	175.06	184.50
700-799	193.75-213.00	201.12	213.00	600-699	180.00-208.00	192.35	208.00
600-699	204.00-238.00	219.83	245.00	500-599	175.00-212.50	190.34	227.50
500-599	207.00-260.50	236.96	260.50	400-499	179.00-226.00	200.06	233.50
400-499	246.00-278.00	267.96	278.00	300-399	155.00-215.00	188.33	215.00
399-	210.00-222.50	215.83	222.50				

Special All Vaccinated Stocker Sale- Grass type cattle sold at premiums. Yearlings sold at firm steady prices.

ONTARIO BRED COW SALES

Keady Livestock Market, March 5, 2021- 141 Bred cows, 14 Cow calf pairs, 4 bulls (prices are per head & per pair)

	Exotic and Exotic X	British and British X
Top quality bred cows	\$1750-\$2400	\$1300-\$1800
Avg quality bred cows	\$1400-\$1700	\$1300-\$1600
Top quality cow/calf pairs	\$1800-\$2200	N/T

A good offering of bred cows sold strong with keen buyer interest!

Ontario Stockyards Inc, March 11, 2021- 52 Bred cows (prices are per head)

	Exotic and Exotic X	British and British X
Top quality bred cows	\$1550-\$1750	\$1450-\$1750
Bred cows sold with excellent demand at very strong prices.		

CATTLE EXPORTS-ONTARIO

	Week ending Feb 20, 2021	Week ending Feb 13, 2021	Year to Date 2021
Total live slaughter cattle exported from Ontario to the U.S.	3,116	3,265	23,586
Steers & Heifers & Cows	2,916	3,085	22,459
Bulls	200	180	1,127

ALBERTA DIRECT TRADE

For the week ending March 4, 2021

Steers	Live FOB	148.00	Rail FOB	247.00-250.00
Heifers	Live FOB	N/T	Rail FOB	247.50-248.50

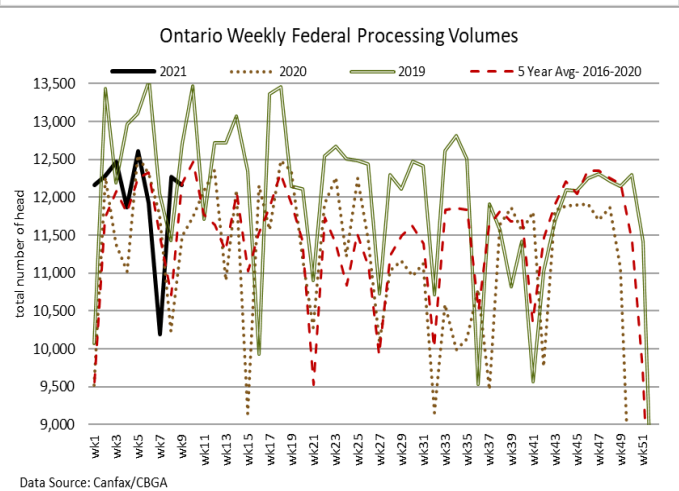
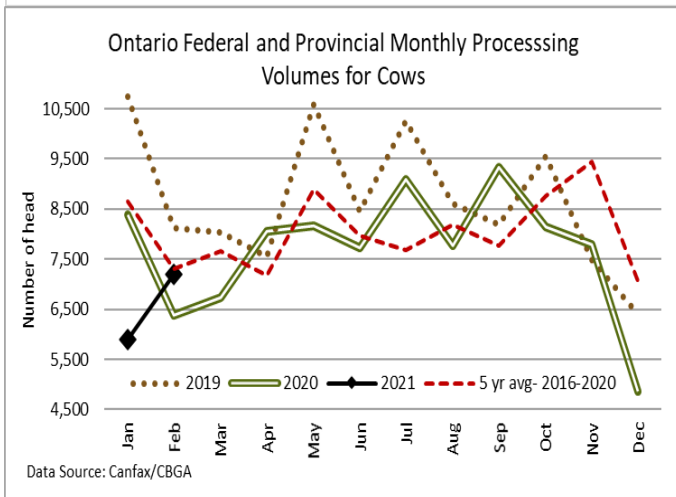
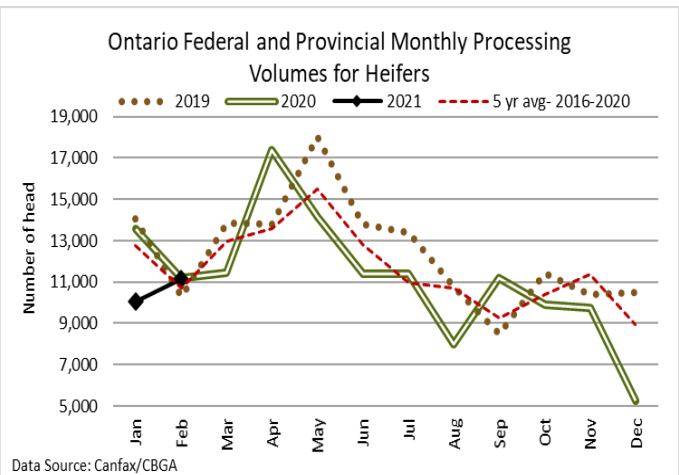
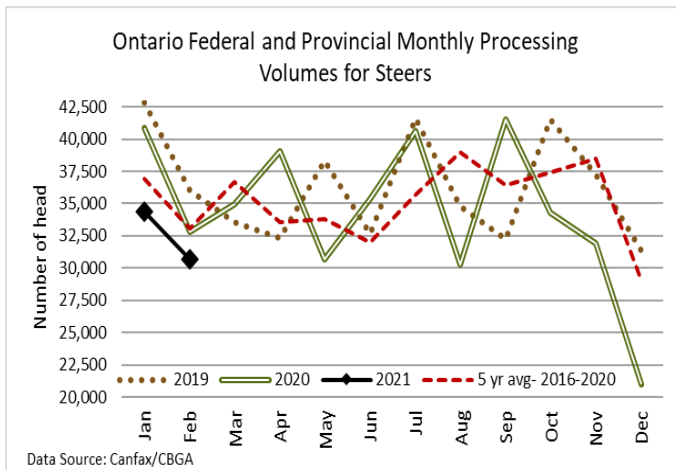
U.S. TRADE (U.S. funds)

For the week ending March 11, 2021

Choice and Select Steers and Heifers:	Live	112.00-115.00
	Rail	177.00-180.00

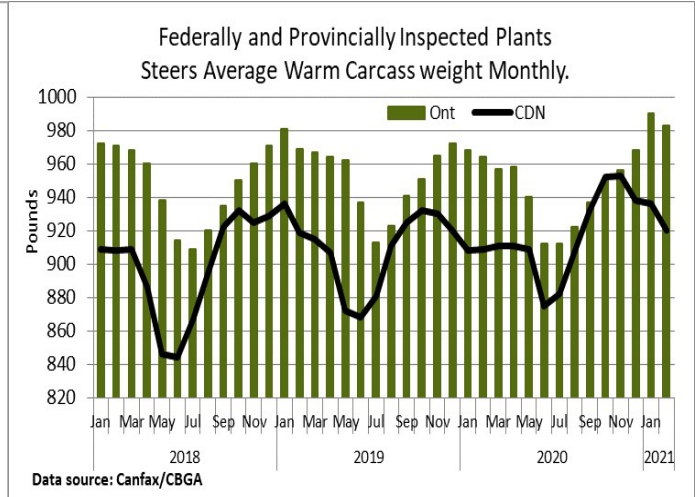
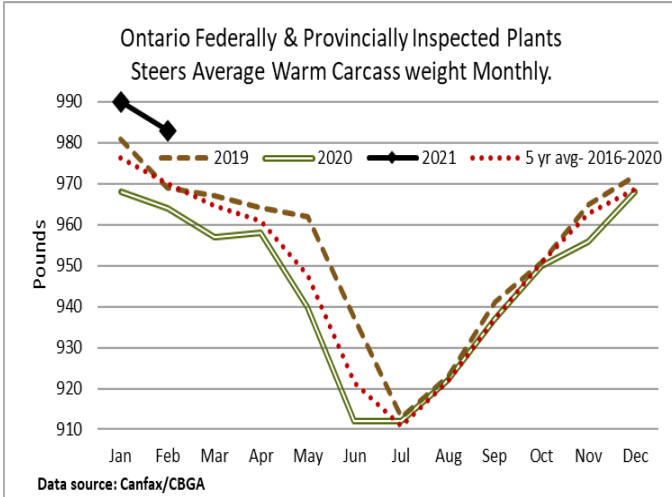
QUEBEC ELECTRONIC AUCTION MARKET (F.O.B. THE FEEDLOT)

	Price	Change from Last Week
For the week ending March 11, 2021	242.00-243.00	-1.77



FEDERALLY INSPECTED CANADIAN PROCESSING

	Week Ending Mar 6, 2021	# of hd change from week ago	YTD	% Change (Week Ago)	% Change (Year Ago)
Grand Total	62,837	-395	554,787	-1%	+10%
Western Slaughter	49,289	-218	433,843	-0%	+10%
Eastern Slaughter	13,548	-177	120,944	-1%	+9%



AVERAGE CARCASS WEIGHTS – CANADA

	Steers	Heifers
Mar 6, 2021	928	852
Feb 27, 2021	918	863
Feb 29, 2020	905	843

USDA ESTIMATED CATTLE PROCESSING VOLUME

	Week Ending Mar 13, 2021	Previous Week	Year Ago
Grand Total	647,000	665,000	641,000

U.S. BOXED BEEF CUT-OUT VALUES (U.S. funds)

	Choice 600-900	Select 600-900
Current Five Day Average	229.08	221.54

BEEF EXPORTS – CANADA

	United States Jan 1- Jan 31/21	Change from last year YTD	Mexico Jan 1- Jan 31/21	Change from last year YTD
Total	24,875 tonnes	+6% or – 1,298 tonnes	2,539 tonnes	+70% - 1,049 tonnes
	Japan Jan 1- Jan 31/21	Change from last year YTD	China Jan 1- Jan 31/21	Change from last year YTD
Total	4,314 tonnes	+3% or – 135 tonnes	1,198 tonnes	+46% - 380 tonnes

LIVE CATTLE – CANADA

IMPORTS			EXPORTS		
	Import % change from 2020 YTD			Export % change from 2020 YTD	
Jan 1- Jan 31/21			Jan 1- Feb 27/21		
Pure bred	58	-48%	Slaughter steers & heifers & cows	81,428	+2%
Non-pure bred	27,142	+7%	Feeder cattle & calves	9,255	-33%
			Bulls	4,070	-9%

BEEF PRODUCTION – CANADA

	Jan 1 – Mar 6/21	Last Year Same Time	% Change
Fed	191,067 tonnes	163,436 tonnes	+17%
Non-fed	29,545 tonnes	32,659 tonnes	-10%

BEEF IMPORTS – CANADA

	Jan 1 – Mar 6/21	Last Year Same Time	% Change
United States	17,579 tonnes	20,315 tonnes	-13%
Non-CUSMA	8,295 tonnes	6,661 tonnes	+25%
EU-28 (beef/veal total)	1,466 tonnes	2,461 tonnes	-40%
Total	28,660 tonnes	30,892 tonnes	-7%

CHICAGO MERCANTILE EXCHANGE

Closing quotes on futures today were as follows:

Live Cattle	Feeder Cattle	Corn	Soybeans	Canadian \$
Apr 119.00 +0.47	Mar 136.35 +1.10	Mar 5.492 -5.6	Mar 14.156 +0.2	Spot 80.20 +0.45
Jun 120.42 +0.75	Apr 143.22 +1.95	May 5.390 +0.4	May 14.132 -0.2	Mar 80.21 +0.46
Aug 119.77 +1.12	May 148.37 +1.97	Jul 5.284 +0.2	Jul 14.024 +1.0	Jun 80.22 +0.46
Oct 123.70 +1.17	Aug 156.57 +2.10	Sep 4.960 -4.0	Aug 13.626 +0.0	Sep 80.22 +0.46
Dec 125.90 +1.00	Sep 157.15 +1.87	Mar 4.786 -4.6	Sep 12.864 -0.6	Dec 80.20 +0.45
Feb 128.22 +1.02	Oct 157.32 +1.70	May 4.864 -4.2	Nov 12.436 +0.0	Mar 80.19 +0.45

Beef Farmers of Ontario, 130 Malcolm Road, Guelph, ON N1K 1B1 Phone: (519) 824-0334 Fax: (519) 824-9161 or email: markets@ontariobeef.com

ONTARIO STOCKER & FEEDER TRADE SPECIAL FALL SALES

Mar 17 10:00 am	Kawartha Lakes Community Sales Barn	Special Stocker Sale
Mar 20 2:00 pm	Maple Hill Auctions Ltd	Rolling Acres/Whiskey Hollow Charolais Bull Sale
Mar 24 7:00 pm	Cargill Auction Market Inc	Spring Stocker Sale, all breeds, steers & heifers
Mar 27 11:00 am	Denfield Livestock Exchange	Vaccinated Stocker Sale
Mar 31 1:00 pm	Vankleek Hill Livestock Exchange	Stocker Sale

Comments for the week ending March 11th

There were 594 fed steers and heifers sold through auction markets this week up 173 from last week and 156 more than the same time last year. Fed steers ranged from \$132.47-\$146.10 averaging \$141.07 up \$0.97 from last week's weighted average price but \$2.51 easier than last year at this time. Fed heifers sold from \$127.75-\$146.38 averaging \$139.35 up \$2.19 from last week and 0.59 stronger than year ago prices. Auction markets reported prices as steady to fully steady.

Ontario railgrade prices started the previous Friday from \$241.00-\$242.00 dressed for steers and heifers both, with one packer not buying. On Monday, trade was noted at \$241.00-\$242.00 for steers and \$241.00 for heifers, also with one packing not showing any buying interest. By Wednesday, price had pulled back to \$240.00-\$242.00 for steers, with a couple noted at \$243.00, and \$239.00-\$241.00 for heifers with the top of the range for delivery in one to two weeks, while the bottom of the range was for delivery the week of April 5th. All packers were active. This week's price did average \$0.25 higher than last week but are \$3.75 easier than this time last year.

The Boxed Beef Report by Kevin Grier this week noted last week's Canadian product availability as: "Production was large the last two weeks and will be above year ago levels again this week. None of the big packers in Canada worked on Saturday, not even Cargill Guelph. Both big packers in Canada kept themselves cleaner than their U.S. counterparts, although they have work to do on the ends. Packers have less control this week." Regarding Canadian buyer activity Kevin notes: "Distributors were quiet last week as they waited to see where prices would land. Retail buyers that may have been second guessing beef for spring

feature plans may now be reconsidering options given the price declines. Some grocers have not even completed Easter buys while nearly all are working on Victoria Day.”

Steady volumes of 2,956 cull/fed cows sold through auction markets this week, which is up 337 head from the same week last year. Cows ranged from \$56.93-\$80.76 averaging \$67.84 down \$0.62 from last week but \$1.46 stronger than year ago prices. Auction markets reported trade as slightly easier to under pressure to start the reporting period. As the week progressed, trade was reported as steady with one market noting slightly higher prices in some areas of trade. By week's end trade was noted as fully steady to firm.

Volumes of stocker and feeder cattle coming to market are starting to seasonally increase, with 6,129 head sold through auctions this week, up 3,362 from last week and 2,166 more than the same time last year. Auction markets reported calves as selling steady with grass cattle trading at a premium. Yearlings/heavier cattle were reported as slightly easier to under pressure, with one market noting vaccinated yearlings trading at firm steady prices. Actual average prices this week saw steers 400-500 lbs up \$13.92 over last week, 500-600 lbs up \$8.25, 600-700 lbs down \$0.27, 700-800 lbs up \$8.76, 800-900 lbs down \$3.09, 900-1000 lbs down \$0.22 and steers 1000 lbs and over averaged \$5.97 easier than last week on average. Heifers 300-400 lbs were up \$21.02 on average, 400-500 lbs down \$7.22, 500-600 lbs down \$4.68, 600-700 lbs down \$4.69. 700-800 lbs up \$2.32, 800-900 lbs up \$4.72 and heifers 900 lbs and over averaged \$2.37 higher than last week's weighted average prices.

The Quebec electronic market this week sold from \$242.00-\$243.00 dressed, down \$1.77 from last week on average.

Alberta direct trade was light to moderate with Canfax reporting dressed deals from \$250.00-\$251.50 delivered, down \$3.00-\$4.00 cwt from last week's trade. Canfax also notes sales at \$148.00 live on a picked up basis, down \$1.75 on average, while on the rail trade is reported at \$247.00-\$250.00 picked up with steers averaging \$249.02 dressed, down \$3.29, while heifers averaged \$248.22 down \$4.25. Canfax reports that the cattle sold this week are for delivery the week of April 5th.

The U.S. cash cattle trade for the week ending March 5th, was active Wednesday with just light clean up trade noted the remainder of the week. Trade last week ranged from \$112.00-\$115.00 on a live basis with the USDA Mandatory Price Report listing steers averaging \$113.64 down \$0.43 from the previous week, while heifers averaged \$113.58 down \$0.47. On the rail trade ranged from \$178.00-\$182.00 dressed with the weekly weighted average price for steers at \$179.79 down \$1.84 from the previous week, while heifers averaged \$179.96 down \$1.75.

This week the market was fairly quiet until Wednesday and Thursday, when light to moderate trade developed. Southern deals were noted from \$113.00-\$114.00 live, steady to \$1.00 easier. In the north dressed trade ranged from \$178.00-\$180.00 which is steady to \$2.00 below last week's northern trade. The Central Stockyards online sale Wednesday and Thursday saw no new trade, with bids of \$113.00-\$113.75 being passed by sellers. Today, a few bids surfaced in Nebraska at \$178.00 dressed but no selling interest developed. Asking prices on the cattle left to sell are reported at \$115.00-\$116.00 live in the south and \$182.00 plus dressed in the north, but it appears the bulk of trade has been completed.