



Weekly Market Information Report for the week ending Thursday March 18, 2021

The following information is collected from various sources and disseminated by Beef Farmers of Ontario.

ONTARIO DIRECT TO PACKER RAILGRADE CATTLE TRADE

Prices are on a carcass weight basis before grade and weight discounts. Weekly Range:

A Grade Steers 240.00-243.00

A Grade Heifers 239.00-241.00

ONTARIO LIVE CATTLE TRADE

Ontario auction sales this week saw weighted average price ranges for:

FED CATTLE	Volume	Price Range	Average	Top	Last Week Avg
Large Frame Steers +1250	81	128.83-148.19	139.76	168.00	138.40
Medium Frame Steers +1250	125	132.98-144.62	141.71	165.00	141.31
Large & Medium Frame Steers +1250	206	131.13-146.47	140.79	168.00	141.07
Large Frame Heifers +1000	110	123.70-143.83	137.74	150.00	137.45
Medium Frame Heifers +1000	160	132.15-144.29	138.54	155.50	138.67
Large & Medium Frame Heifers +1000	270	128.04-144.12	138.73	155.50	139.35
Fed steers, Dairy & Dairy Cross +1250	109	96.43-115.37	109.42	130.00	109.77
Fed heifers, Dairy & Dairy Cross +1000	94	75.11-106.31	91.61	125.00	94.95
Cows - All Weights	2,399	57.00-79.42	67.32	118.00	67.84
Bulls - All Weights	102	83.92-104.37	93.84	146.00	94.47

STOCKERS - Large and Medium Frame

STEERS	Volume	Price Range	Average	Top	Last Week Avg
1000+	479	147.70-169.12	158.99	176.50	162.54
900-999	343	154.05-174.71	167.37	179.00	172.62
800-899	305	152.93-184.60	173.01	191.99	178.86
700-799	589	160.73-201.98	188.08	213.50	195.36
600-699	555	184.84-224.75	209.98	239.25	211.83
500-599	265	196.17-246.65	228.37	271.00	228.57
400-499	124	196.89-248.91	226.88	265.00	244.63
-399	38	181.43-233.20	206.99	281.00	229.64

HEIFERS	Volume	Price Range	Average	Top	Last Week Avg
+900	355	133.86-159.03	149.31	177.00	147.02
800-899	209	143.28-170.48	157.44	182.00	162.95
700-799	398	144.21-181.90	166.13	195.00	170.02
600-699	430	156.93-196.61	179.21	208.00	176.65
500-599	412	161.09-213.11	188.37	239.00	182.96
400-499	149	168.20-212.60	187.84	230.00	187.30
300-399	61	164.83-202.52	188.75	260.00	195.40
-299	6	143.00-159.00	151.00	230.00	N/T

At Kawartha Lakes Community Sale Barn, March 13, 2021 – 170 cows, 7 bulls, 36 veal, 28 stockers, 1 fed cattle

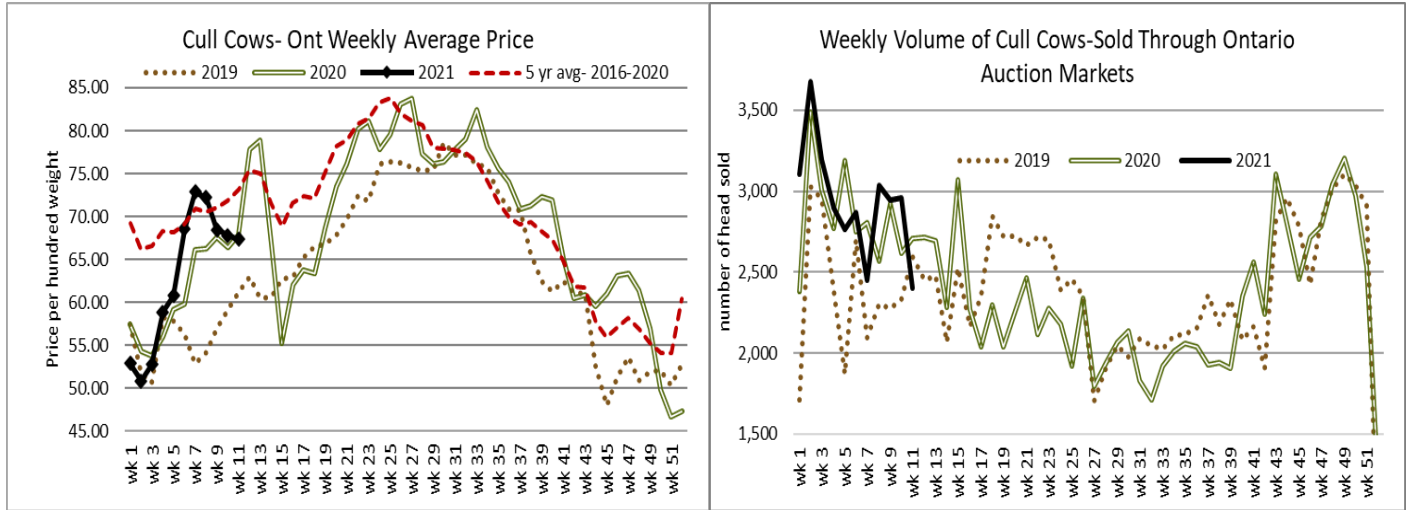
	Price Range	Avg.	Top
Cows	64.00-88.00	73.90	118.00
Veal 600 lbs +	104.00-116.00	110.20	131.00

Denfield Livestock Exchange Inc., March 16, 2021: 176 Fed Cattle, 19 Veal, 71 Cows, 4 Bull, 11 stockers

	Price Range	Average	Top
Large & Medium Frame Fed Steers +1250 lbs	133.50-150.00	144.38	168.00
Large & Medium Frame Fed Heifers +1000 lbs	141.25-147.25	144.90	155.50
Cows	59.00-77.50	66.49	91.00
Veal over 600 lbs	111.00-121.00	117.38	123.00

At Aylmer Stockyards Inc.: March 17, 2021 – 38 veal, 239 Cows, 34 fed cattle, 3 bulls, 32 stockers

	Price Range	Average	Top
Fed Heifers, Dairy & Dairy Cross 1000+ lbs	56.99-108.49	90.70	108.49
Cows	46.50-90.00	70.49	98.99
Veal over 600 lbs	69.99-127.49	102.49	127.49



ONTARIO STOCKER & FEEDER TRADE

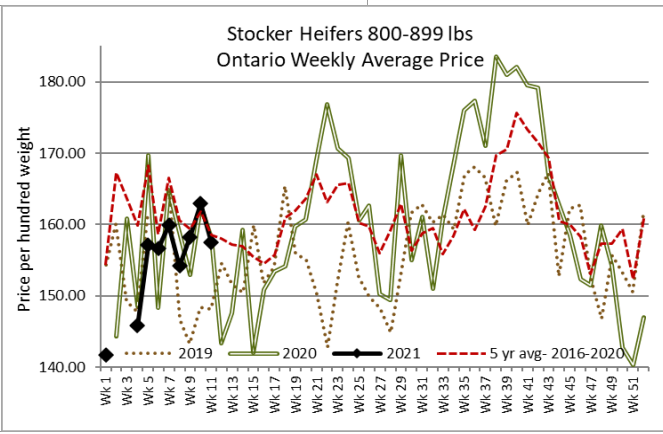
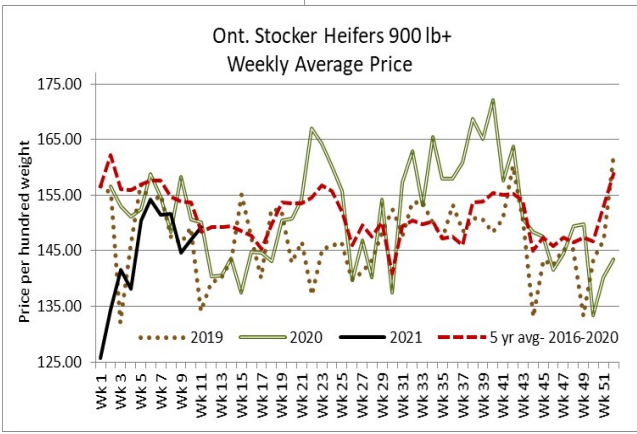
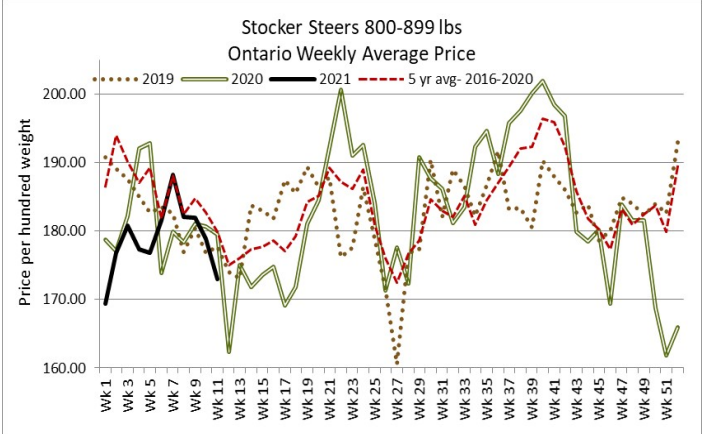
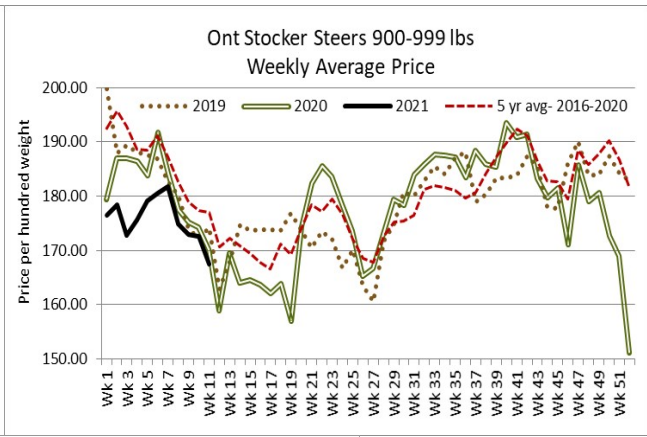
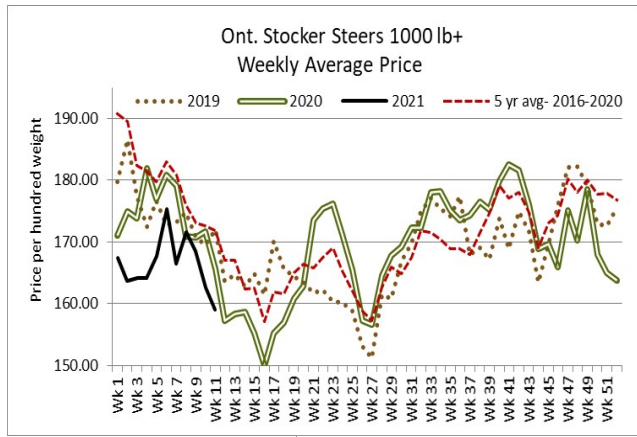
Steers	Price Range	Average	Top	Heifers	Price Range	Average	Top
1000+	143.00-164.50	155.19	170.75	900+	145.50-163.75	154.66	177.00
900-999	157.75-174.00	166.80	175.50	800-899	150.00-176.75	160.70	176.75
800-899	162.00-182.25	173.91	182.50	700-799	159.50-183.50	172.13	183.50
700-799	176.00-200.25	191.48	200.25	600-699	169.50-193.50	180.52	200.00
600-699	189.00-239.25	217.12	239.25	500-599	178.00-236.00	200.82	236.00
500-599	200.00-234.00	224.65	235.00	400-499	170.00-207.00	193.82	218.00
400-499	202.00-258.00	236.30	265.00	300-399	132.00-200.00	180.40	200.00
399-	190.00-259.00	224.50	259.00				

Stocker sale at: Community Livestock Exchange: March 16, 2021 – 112 Stockers

Steers	Price Range	Average	Top	Heifers	Price Range	Average	Top
700-799	142.99-189.99	169.19	189.99	600-699	169.99-192.99	183.89	192.99
600-699	156.00-207.50	189.99	207.50	500-599	159.00-204.99	187.59	204.99
0500-599	217.49-239.00	222.80	239.00	400-499	167.50-204.00	192.79	204.00
400-499	214.99-160.99	229.89	260.99				

Stocker sale at: Renfrew Pontiac Livestock: March 16, 2021 – 429 Stockers

Steers	Price Range	Average	Top	Heifers	Price Range	Average	Top
900-999	105.00-173.99	161.89	173.99	900+	92.50-160.00	141.59	160.00
800-899	163.99-189.99	181.89	189.99	800-899	121.99-178.00	161.40	178.00
700-799	122.50-204.99	185.40	204.99	700-799	110.00-171.99	154.20	171.99
600-699	150.00-218.99	206.80	218.99	600-699	130.00-204.00	172.19	204.00
500-599	160.00-239.00	219.20	239.00	500-599	139.99-216.50	181.40	216.50
400-499	150.00-264.00	222.99	264.00	400-499	171.99-214.99	192.19	214.99
				300-399	155.00-214.99	187.50	214.99



Stocker sale at **Ontario Livestock Exchange, March 17, 2021 – 414 stockers**

Steers	Price Range	Average	Top	Heifers	Price Range	Average	Top
1000+	161.00-176.50	166.25	176.50	900+	141.00-146.50	143.75	146.50
900-999	166.00-179.00	173.12	179.00				
800-899	177.50-178.00	177.60	178.00				
700-799	200.50-201.00	200.62	201.00				

Stocker sale at **Ontario Livestock Exchange: March 18, 2021 – 262 Stockers**

Steers	Price Range	Average	Top	Heifers	Price Range	Average	Top
1000+	127.50-160.00	138.59	160.00	900+	110.00-141.00	134.67	141.00
900-999	127.00-171.00	152.55	171.00	800-899	125.00-145.00	135.50	148.00
800-899	115.00-182.00	159.83	182.00	700-799	117.50-162.00	141.58	162.00
700-799	110.00-177.50	143.72	206.00	600-699	137.50-165.00	155.72	180.00
600-699	165.00-222.50	194.00	222.50	500-599	122.50-190.00	155.95	212.50
500-599	162.50-247.50	201.67	247.50	400-499	175.00-210.00	185.83	210.00
400-499	190.00-222.50	196.25	222.50	300-399	227.50-237.50	233.50	237.50

Stocker sale at: **Ontario Stockyards Inc: March 18 , 2021– 805** Stockers

Steers	Price Range	Average	Top	Heifers	Price Range	Average	Top
1000+	135.00-166.50	150.47	166.50	900+	132.00-151.00	141.47	151.00
900-999	137.00-172.00	162.81	172.00	800-899	118.00-151.00	141.50	157.50
800-899	166.00-181.50	174.21	181.50	700-799	154.00-190.50	171.24	193.00
700-799	175.00-204.00	191.80	213.50	600-699	142.50-195.00	175.96	206.00
600-699	200.00-222.00	213.50	236.00	500-599	160.00-218.00	192.88	239.00
500-599	230.00-252.50	242.90	252.50	400-499	160.00-220.00	184.85	230.00
400-499	207.50-265.00	242.02	265.00	300-399	170.00-212.50	196.25	240.00
399-	175.00-281.00	225.86	281.00	299-	190.00-230.00	210.00	230.00

Stocker sale at **Ottawa Livestock Exchange: March 18, 2021 – 104** Stockers

Steers	Price Range	Average	Top	Heifers	Price Range	Average	Top
800-899	94.00-184.00	162.00	184.00	700-799	146.00-178.00	173.11	178.00
700-799	130.00-188.00	172.55	188.00	600-699	166.00-188.00	180.50	190.00
600-699	180.00-194.00	183.76	222.00				
500-599	184.00-238.00	210.67	238.00				

ONTARIO STOCKER & FEEDER TRADE SPECIAL SPRING SALES

Stocker sale at **Community Livestock Exchange, March 12, 2021- 467** stockers.

Steers	Price Range	Average	Top	Heifers	Price Range	Average	Top
1000+	119.99-169.99	161.20	169.99	900+	119.99-161.00	147.50	161.00
900-999	135.00-169.99	162.50	169.99	800-899	151.00-162.00	159.80	162.00
800-899	131.00-191.99	168.50	191.99	700-799	145.99-187.00	168.10	187.00
700-799	133.00-211.50	189.19	211.50	600-699	154.00-206.49	192.70	206.49
600-699	180.00-235.49	218.50	235.49	500-599	156.00-224.00	194.30	224.00
500-599	185.00-260.99	241.90	260.99	400-499	216.00-218.99	216.90	218.99
400-499	220.00-264.99	242.89	264.99				
399-	196.99-237.00	224.29	237.00				

Quinte Cattlemen's Special Stocker Sale. There was an offering of 467 made up of 266 steers and 201 heifers with 98% + being vaccinated . Demand was generally strong though fleshier cattle were under pressure. Lighter weight steer and heifer categories were both very strong compared with Ontario averages and heifer prices compared well in the heavier weights, also, though steer prices were somewhat below on average in the 7 -10 weights.

Stocker sale at **Kawartha Lakes Community Sale Barn, March 17, 2021- 589** stockers

Steers	Price Range	Average	Top	Heifers	Price Range	Average	Top
1000+	155.00-166.00	160.00	166.00	900+	92.00-158.00	146.11	158.00
900-999	167.00-168.00	167.83	168.00	800-899	163.00-182.00	171.43	182.00
800-899	158.00-189.50	178.09	189.50	700-799	167.00-195.00	177.25	195.00
700-799	175.00-208.00	195.25	208.00	600-699	170.00-208.00	185.45	208.00
600-699	196.00-232.00	215.25	232.00	500-599	183.00-213.50	196.40	213.50
500-599	195.00-271.00	244.58	271.00	400-499	175.00-219.00	184.09	219.00
400-499	230.00-255.00	242.84	255.00	300-399	150.00-191.00	180.50	191.00
399-	254.00-264.00	259.50	264.00				

A good offering of stocker cattle sold actively at higher prices.

CATTLE EXPORTS-ONTARIO

	Week ending Feb 27, 2021	Week ending Feb 20, 2021	Year to Date 2021
Total live slaughter cattle exported from Ontario to the U.S.	2,736	3,116	26,322
Steers & Heifers & Cows	2,616	2,916	25,075
Bulls	120	200	1,247

ALBERTA DIRECT TRADE

For the week ending March 18, 2021

Steers	Live FOB	N/T	Rail FOB	247.75-248.50
Heifers	Live FOB	N/T	Rail FOB	248.50

U.S. TRADE (U.S. funds)

For the week ending March 18, 2021

Choice and Select Steers and Heifers:	Live	112.00-116.00
	Rail	178.00-185.00

QUEBEC ELECTRONIC AUCTION MARKET (F.O.B. THE FEEDLOT)

	Price	Change from Last Week
For the week ending March 18, 2021	238.00-239.25	-3.71

FEDERALLY INSPECTED CANADIAN PROCESSING

	Week Ending Mar 13, 2021	# of hd change from week ago	YTD	% Change (Week Ago)	% Change (Year Ago)
Grand Total	63,839	+1,002	618,626	+2%	+9%
Western Slaughter	49,399	+110	483,242	+0%	+9%
Eastern Slaughter	14,440	+892	135,384	+7%	+9%

AVERAGE CARCASS WEIGHTS – CANADA

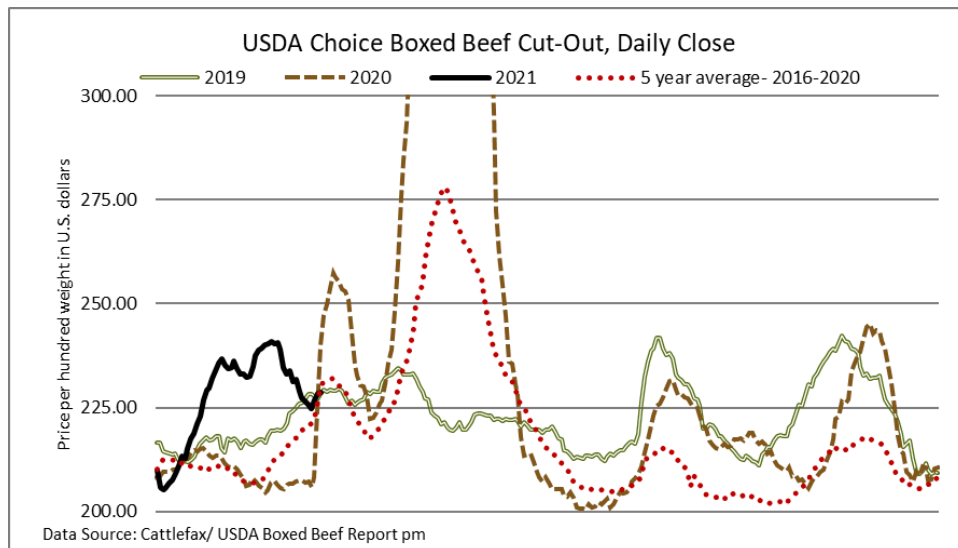
	Steers	Heifers
Mar 13, 2021	923	857
Mar 6, 2021	928	852
Mar 7, 2020	914	854

USDA ESTIMATED CATTLE PROCESSING VOLUME

	Week Ending Mar 20, 2021	Previous Week	Year Ago
Grand Total	624,000	647,000	660,000

U.S. BOXED BEEF CUT-OUT VALUES (U.S. funds)

	Choice 600-900	Select 600-900
Current Five Day Average	226.93	218.56



BEEF EXPORTS – CANADA

	United States Jan 1- Jan 31/21	Change from last year YTD	Mexico Jan 1- Jan 31/21	Change from last year YTD
Total	24,875 tonnes	+6% or – 1,298 tonnes	2,539 tonnes	+70% - 1,049 tonnes
	Japan Jan 1- Jan 31/21	Change from last year YTD	China Jan 1- Jan 31/21	Change from last year YTD
Total	4,314 tonnes	+3% or – 135 tonnes	1,198 tonnes	+46% - 380 tonnes

LIVE CATTLE – CANADA

IMPORTS		Import % change from 2020 YTD	EXPORTS		Export % change from 2020 YTD
Jan 1- Jan 31/21			Jan 1- Mar 6/21		
Pure bred	58	-48%	Slaughter steers & heifers & cows	90,900	+1%
Non-pure bred	27,142	+7%	Feeder cattle & calves	10,587	-41%
			Bulls	4,713	-8%

BEEF PRODUCTION – CANADA

	Jan 1 – Mar 13/21	Last Year Same Time	% Change
Fed	212,651 tonnes	183,737 tonnes	+16%
Non-fed	33,306 tonnes	36,532 tonnes	-9%

BEEF IMPORTS – CANADA

	Jan 1 – Mar 13/21	Last Year Same Time	% Change
United States	20,058 tonnes	22,368 tonnes	-10%
Non-CUSMA	9,923 tonnes	8,077 tonnes	+23%
EU-28 (beef/veal total)	1,928 tonnes	2,562 tonnes	-25%
Total	33,479 tonnes	34,655 tonnes	-3%

CHICAGO MERCANTILE EXCHANGE

Closing quotes on futures today were as follows:

Live Cattle		Feeder Cattle		Corn		Soybeans		Canadian \$	
Apr	118.40 -0.17	Mar	134.67 -0.85	May	5.576 +11.2	May	14.162 +24.0	Spot	80.03 +0.08
Jun	118.67 -0.97	Apr	139.42 -2.00	Jul	5.386 +8.4	Jul	14.030 +22.4	Jun	80.04 +0.08
Aug	117.77 -1.25	May	144.67 -1.95	Sep	4.894 +3.2	Aug	13.560 +20.2	Sep	80.04 +0.09
Oct	121.50 -1.22	Aug	154.92 -0.75	Dec	4.714 +3.4	Sep	12.696 +15.0	Dec	80.03 +0.09
Dec	124.20 -0.97	Sep	155.82 -0.65	Mar	4.792 +3.2	Nov	12.200 +13.6	Mar	80.03 +0.10
Feb	127.12 -0.62	Oct	156.35 -0.62	May	4.840 +3.0	Jan	11.966 +12.6	Jun	80.00 +0.13

Beef Farmers of Ontario, 130 Malcolm Road, Guelph, ON N1K 1B1 Phone: (519) 824-0334 Fax: (519) 824-9161 or email: markets@ontariobeef.com

OBCFPP LICENCE CHANGES

No longer Licenced: Livestock Dealer

Mr. Matt McCall, 33 Mile Cattle Corp., 623 Sports Drive, Box 640, Brussels, ON N0G 1H0

ONTARIO STOCKER & FEEDER TRADE SPECIAL FALL SALES

Mar 20	2:00 pm	Maple Hill Auctions Ltd	Rolling Acres/Whiskey Hollow Charolais Bull Sale
Mar 24	7:00 pm	Cargill Auction Market Inc	Spring Stocker Sale, all breeds, steers & heifers
Mar 27	11:00 am	Denfield Livestock Exchange	Vaccinated Stocker Sale
Mar 31	1:00 pm	Vankleek Hill Livestock Exchange	Stocker Sale
Apr 1	1:00 pm	Ontario Livestock Exchange	All Vaccinated Sale

Comments for the week ending March 18th

Lighter receipts of 476 fed steers and heifers sold through auction markets this week, down 118 from last week and 42 less than the same time last year. Fed steers ranged from \$131.13-\$146.47 with a weekly weighted average price of \$140.79 down \$0.28 from last week but \$4.92 higher than year ago prices. Fed heifers ranged from \$128.04-\$144.12 averaging \$138.73 down \$0.62 from last week and \$0.24 easier last year at this time. Auction markets reported trade as steady, with one report of very strong prices up \$1.00-\$2.00 cwt on a very good demand.

Ontario railgrade prices reported the previous Friday were limited from \$240.00-\$241.00 dressed for steers and \$239.00-\$240.00 for heifers, with one packer not buying. No trade was reported on Monday but by Tuesday trade was sitting anywhere from \$240.00-\$243.00 dressed for steers with delivery the top end of the range the next two weeks while the lower end of the range was the first and second week in April. By Wednesday, trade was light with steers at \$240.00-\$243.00 dressed and heifers \$239.00-\$240.00 with the same delivery schedule. This week's average price is down \$0.75 from last week while last year at this time there was no trade reported.

There were only 2,399 cull/fed cows sold through auction markets this week, down 557 head from last week and 309 fewer than the same time last year. Cows traded from \$57.00-\$79.42 averaging \$67.32 down \$0.52 from last week and \$0.53 easier than year ago prices. Auction markets reported trade over the weekend up \$4.00-\$5.00 cwt from the previous week's trade. As the week progressed cows were reported as barely steady to steady, but ended the week steady to slightly stronger.

Much lighter receipts of stocker and feeder cattle sold through auction markets this week with two special stocker sales included. 4,718 cattle sold this week down 1,411 from last week but 205 more than the same week last year. Auction markets reported light weight cattle as active with prices steady to higher in spots, with heifers noted as stronger. Heavier and fleshy cattle were noted as easier to under pressure to start, but as the week progressed trade was barely steady and ended the week a touch stronger. Actual average prices this week saw steers 400-500 lbs down \$17.75 on average, 500-600 lbs down \$0.20, 600-700 lbs down \$1.85, 700-800 lbs down \$7.28, 800-900 lbs down \$5.85, 900-1000 lbs down \$5.25 and steers 1000 lbs and over averaged \$3.55 lower than last weeks weighted average prices. Heifers from 300-400 lbs were down \$6.65, 400-500 lbs up \$0.54, 500-600 lbs up \$5.41, 600-700 lbs up \$2.56, 700-800 lbs down \$3.89, 800-900 lbs down \$5.51 and heifers 900 lbs and over averaged \$2.29 higher than last week on average. Cattle under 800 lbs are averaging above year ago prices while cattle over 800 lbs are trading easier than last year at this time.

The Quebec electronic market this week sold from \$238.00-\$239.25 dressed, down \$3.71 from last week on average.

Alberta direct trade was light to moderate on Wednesday and Thursday with sales reported by Canfax at \$250.00 cwt delivered on a dressed basis. But, as Thursday progressed, bids declined to \$245.00-\$247.00 delivered on a dressed basis, barely steady to last week. Canfax reports: "With lower bids as the day progressed, selling interest slowed to a crawl. Some cattle will be carried into next week while other cattle could be marketed on the grid next week. Cattle that traded this week were being scheduled for the week of April 12th delivery."

The U.S. cash cattle trade for the week ending March 12th was steady in the south and steady to barely steady in the north. The USDA Mandatory Price report for last week listed live sales from \$110.00-\$115.00, with steers averaging \$113.62 down \$0.02 from the previous week, while heifers averaged \$113.48 down \$0.10. On the rail, trade ranged from \$177.00-\$184.00 dressed, with steers averaging \$179.32 down \$0.47 and heifers \$179.61 down \$0.35.

This week the market saw a couple of deals on Tuesday in Nebraska at \$114.00 live which is steady to last week. Light to moderate trade developed Wednesday and Thursday with southern trade fully steady from \$112.00-\$114.00 live, mainly \$114.00. Business in the north was up around \$2.00 cwt with dressed trade from \$179.00-\$185.00, mainly \$180.00-\$182.00. Today a light test in Texas is ranging from \$114.00-\$115.00 live, steady to \$1.00 higher than last week and early week trade. Bids in the north are sitting at \$114.00 live with just a couple of sales at this price, with bids also noted at \$182.00 dressed, but no sales have surfaced.