



## Weekly Market Information Report for the week ending Thursday March 25, 2021

The following information is collected from various sources and disseminated by Beef Farmers of Ontario.

### ONTARIO DIRECT TO PACKER RAILGRADE CATTLE TRADE

Prices are on a carcass weight basis before grade and weight discounts. Weekly Range:

A Grade Steers	240.00
A Grade Heifers	239.00-240.00

### ONTARIO LIVE CATTLE TRADE

Ontario auction sales this week saw weighted average price ranges for:

FED CATTLE	Volume	Price Range	Average	Top	Last Week Avg
Large Frame Steers +1250	70	126.00-147.13	141.64	158.00	139.76
Medium Frame Steers +1250	120	127.36-144.09	137.08	157.00	141.71
Large & Medium Frame Steers +1250	190	129.58-146.54	140.30	158.00	140.79
Large Frame Heifers +1000	132	134.88-143.15	140.36	165.00	137.74
Medium Frame Heifers +1000	214	126.59-144.52	137.51	166.00	138.54
Large & Medium Frame Heifers +1000	346	129.66-144.65	139.44	166.00	138.73
Fed steers, Dairy & Dairy Cross +1250	48	105.67-118.06	110.97	120.00	109.42
Fed heifers, Dairy & Dairy Cross +1000	98	75.84-105.28	89.67	120.00	91.61
Cows - All Weights	2,445	59.26-84.22	70.22	142.50	67.32
Bulls - All Weights	121	77.95-102.60	89.39	134.00	93.84

### STOCKERS - Large and Medium Frame

STEERS	Volume	Price Range	Average	Top	Last Week Avg
1000+	463	148.01-165.30	156.55	175.00	158.99
900-999	493	159.38-178.85	170.08	186.25	167.37
800-899	573	166.90-185.84	178.05	197.50	173.01
700-799	594	167.25-198.76	183.75	219.25	188.08
600-699	560	188.72-225.96	209.37	240.00	209.98
500-599	323	189.27-240.69	218.69	258.00	228.37
400-499	179	183.75-245.01	220.63	271.50	226.88
-399	49	178.98-261.16	226.27	360.00	206.99

HEIFERS	Volume	Price Range	Average	Top	Last Week Avg
+900	248	128.66-158.13	145.65	166.25	149.31
800-899	209	135.89-168.78	150.98	180.00	157.44
700-799	457	145.95-178.72	166.07	187.00	166.13
600-699	374	150.95-188.80	172.52	198.50	179.21
500-599	265	157.00-198.25	176.21	221.00	188.37
400-499	142	154.32-198.20	177.76	224.00	187.84
300-399	35	153.71-218.34	192.49	252.50	188.75
-299	5	N/T	N/T	N/T	151.00

At Kawartha Lakes Community Sale Barn, March 20, 2021 – 182 cows, 6 bulls, 16 veal, 23 stockers

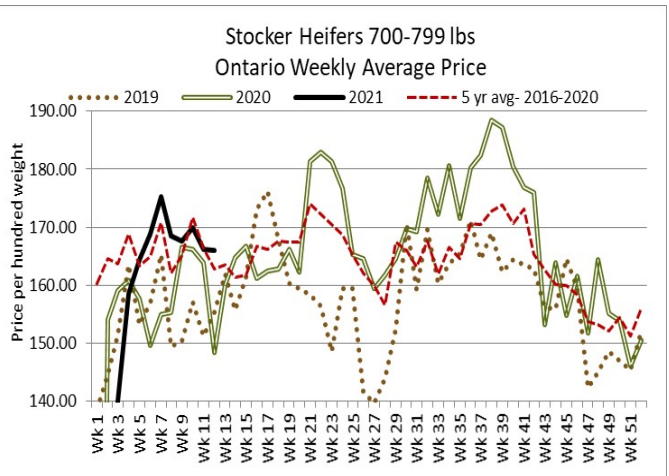
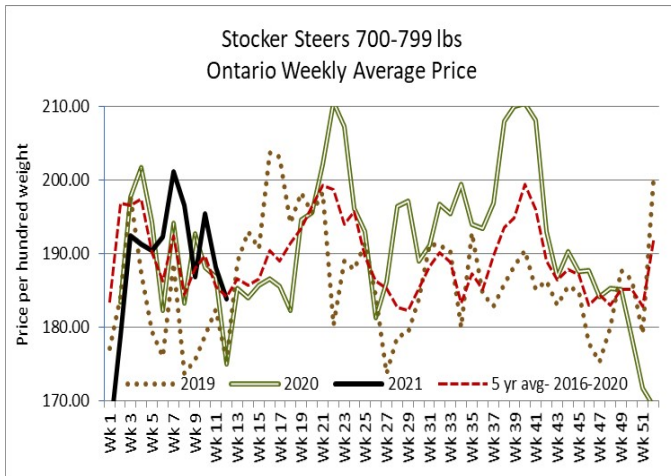
	Price Range	Avg.	Top
Cows	70.00-92.00	77.85	115.00
Bulls over 1600 lbs	90.00-109.00	99.37	109.00
Veal 600 lbs +	97.00-148.00	105.37	148.00
Veal 125 lbs and less	125.00-225.00	142.43	225.00

**Denfield Livestock Exchange Inc., March 23, 2021: 216 Fed Cattle, 32 Veal, 81 Cows, 6 Bull, 14 stockers**

	Price Range	Average	Top
<b>Large &amp; Medium Frame Fed Steers +1250 lbs</b>	137.00-148.75	143.33	158.00
<b>Large &amp; Medium Frame Fed Heifers +1000 lbs</b>	138.00-145.00	142.83	166.00
<b>Cows</b>	63.50-87.00	73.98	108.00
<b>Veal over 600 lbs</b>	102.00-125.00	114.08	150.00

**At Aylmer Stockyards Inc.: March 24, 2021 – 56 veal, 233 Cows, 19 fed cattle, 5 bulls, 15 stockers**

	Price Range	Average	Top
<b>Fed Heifers, Dairy &amp; Dairy Cross 1000+ lbs</b>	82.49-108.00	96.09	108.00
<b>Cows</b>	44.00-101.49	72.79	121.99
<b>Veal over 600 lbs</b>	81.99-132.49	110.00	132.49



**ONTARIO STOCKER & FEEDER TRADE**

**Stocker sale at Brussels Livestock: March 19, 2021 – 1,486 Stockers**

Steers	Price Range	Average	Top	Heifers	Price Range	Average	Top
<b>1000+</b>	150.25-167.25	156.96	172.00	<b>900+</b>	136.00-166.25	153.73	166.25
<b>900-999</b>	136.00-168.50	155.93	176.00	<b>800-899</b>	142.00-180.00	158.53	180.00
<b>800-899</b>	170.00-192.25	182.52	192.25	<b>700-799</b>	150.00-176.50	166.20	179.00
<b>700-799</b>	168.50-198.00	184.02	203.00	<b>600-699</b>	150.00-180.00	163.91	185.00
<b>600-699</b>	192.00-222.00	204.34	230.00	<b>500-599</b>	161.00-189.00	168.18	189.00
<b>500-599</b>	186.00-235.00	215.15	248.00	<b>400-499</b>	163.00-176.00	171.24	206.00
<b>400-499</b>	182.00-271.50	239.08	271.50	<b>300-399</b>	175.00-195.00	183.67	195.00
<b>399-</b>	125.00-265.00	212.20	265.00				

**Stocker sale at: Community Livestock Exchange: March 23, 2021 – 171 Stockers**

Steers	Price Range	Average	Top	Heifers	Price Range	Average	Top
<b>700-799</b>	139.99-192.99	169.79	192.99	<b>600-699</b>	126.00-182.00	164.10	182.00
<b>600-699</b>	131.00-206.00	180.80	206.00	<b>500-599</b>	119.99-193.99	159.69	193.99
<b>500-599</b>	132.49-252.00	196.59	252.00	<b>400-499</b>	119.99-194.99	164.19	194.99
<b>400-499</b>	105.00-171.99	138.39	268.99				

**Stocker sale at: Keady Livestock Market: March 23, 2021 – 1,108 Stockers**

Steers	Price Range	Average	Top	Heifers	Price Range	Average	Top
<b>1000+</b>	150.00-150.00	150.00	159.00	<b>900+</b>	145.00-149.00	146.60	149.00
<b>900-999</b>	167.00-184.25	177.55	186.25	<b>800-899</b>	141.00-166.50	159.05	166.50
<b>800-899</b>	184.00-189.50	186.08	197.50	<b>700-799</b>	172.00-180.50	175.67	180.50
<b>700-799</b>	191.50-219.25	203.82	219.25	<b>600-699</b>	153.00-189.00	176.90	198.00
<b>600-699</b>	209.00-235.00	227.21	240.00	<b>500-599</b>	161.00-206.00	186.00	206.00
<b>500-599</b>	229.00-250.00	246.60	250.00	<b>400-499</b>	154.00-206.00	176.33	218.00
<b>400-499</b>	205.00-252.50	237.32	252.50				

Stocker sale at: **Renfrew Pontiac Livestock: March 23, 2021 – 235 Stockers**

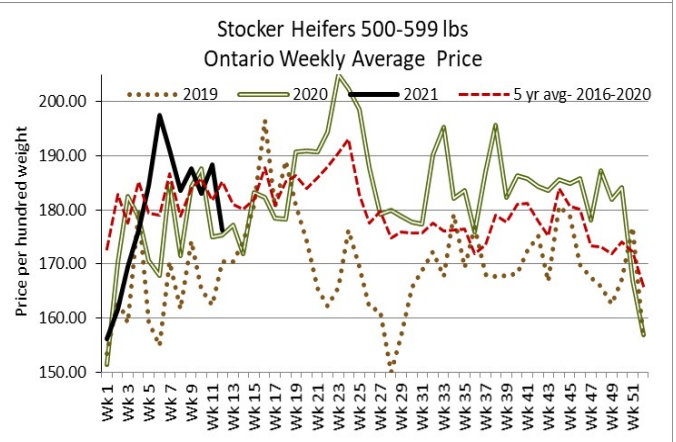
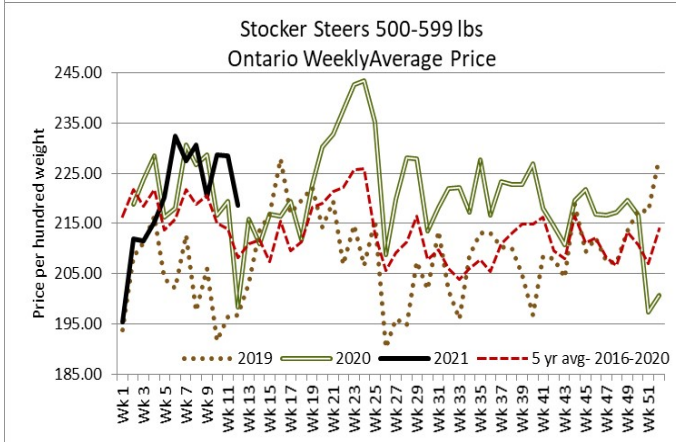
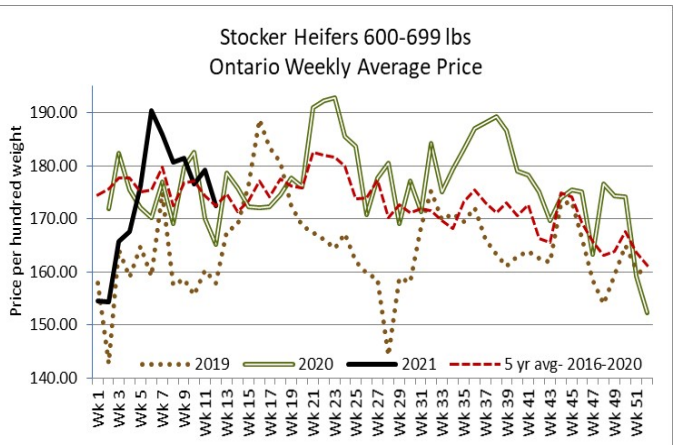
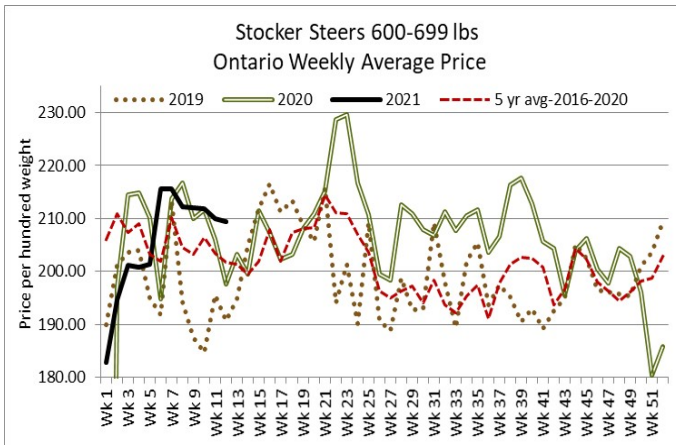
<b>Steers</b>	<b>Price Range</b>	<b>Average</b>	<b>Top</b>	<b>Heifers</b>	<b>Price Range</b>	<b>Average</b>	<b>Top</b>
<b>800-899</b>	130.00-160.00	144.79	160.00	<b>800-899</b>	112.50-169.99	142.19	169.99
<b>700-799</b>	125.00-193.99	173.79	193.99	<b>700-799</b>	117.50-184.00	146.90	184.00
<b>600-699</b>	152.49-235.00	204.80	235.00	<b>600-699</b>	117.50-194.99	162.40	194.99
<b>500-599</b>	193.99-247.00	223.30	247.00	<b>500-599</b>	160.00-204.99	180.89	204.99
<b>400-499</b>	180.00-250.99	225.99	250.99	<b>400-499</b>	164.99-224.00	187.09	224.00

Stocker sale at **Ontario Livestock Exchange, March 24, 2021 – 448 stockers**

<b>Steers</b>	<b>Price Range</b>	<b>Average</b>	<b>Top</b>	<b>Heifers</b>	<b>Price Range</b>	<b>Average</b>	<b>Top</b>
<b>1000+</b>	155.00-175.00	165.85	175.00	<b>800-899</b>	160.50-162.00	160.69	162.00
<b>900-999</b>	165.00-183.00	172.55	183.00				
<b>800-899</b>	160.00-184.50	175.23	184.50				
<b>700-799</b>	169.50-189.00	182.03	189.00				

Stocker sale at **Ontario Livestock Exchange: March 25, 2021 – 257 Stockers**

<b>Steers</b>	<b>Price Range</b>	<b>Average</b>	<b>Top</b>	<b>Heifers</b>	<b>Price Range</b>	<b>Average</b>	<b>Top</b>
<b>800-899</b>	127.50-173.00	148.56	173.00	<b>900+</b>	118.00-148.00	139.00	148.00
<b>700-799</b>	117.50-162.50	138.25	190.00	<b>800-899</b>	127.50-147.50	139.00	153.00
<b>600-699</b>	142.50-202.50	175.24	202.50	<b>700-799</b>	140.00-167.50	154.20	167.50
<b>500-599</b>	190.00-242.50	218.75	242.50	<b>600-699</b>	155.00-178.00	169.71	178.00
<b>400-499</b>	197.50-250.00	217.17	250.00	<b>500-599</b>	155.00-187.50	175.25	205.00
<b>399-</b>	215.00-300.00	284.38	300.00	<b>400-499</b>	175.00-210.00	192.50	220.00



Stocker sale at: **Ontario Stockyards Inc: March 25, 2021– 1,007** stockers

<b>Steers</b>	<b>Price Range</b>	<b>Average</b>	<b>Top</b>	<b>Heifers</b>	<b>Price Range</b>	<b>Average</b>	<b>Top</b>
<b>1000+</b>	125.00-160.00	147.29	161.00	<b>900+</b>	115.00-149.00	127.18	149.00
<b>900-999</b>	136.00-170.00	154.64	175.50	<b>800-899</b>	124.00-167.00	137.28	170.00
<b>800-899</b>	152.50-180.50	174.45	180.50	<b>700-799</b>	133.00-187.00	170.18	187.00
<b>700-799</b>	168.00-202.00	185.09	215.75	<b>600-699</b>	160.00-198.50	179.28	198.50
<b>600-699</b>	189.00-228.00	210.84	229.00	<b>500-599</b>	160.00-205.00	177.80	221.00
<b>500-599</b>	205.00-238.00	223.40	245.00	<b>400-499</b>	140.00-217.00	193.63	217.00
<b>400-499</b>	195.00-240.00	222.32	249.00	<b>300-399</b>	125.00-232.00	201.64	232.00
<b>399-</b>	180.00-250.00	223.50	250.00				

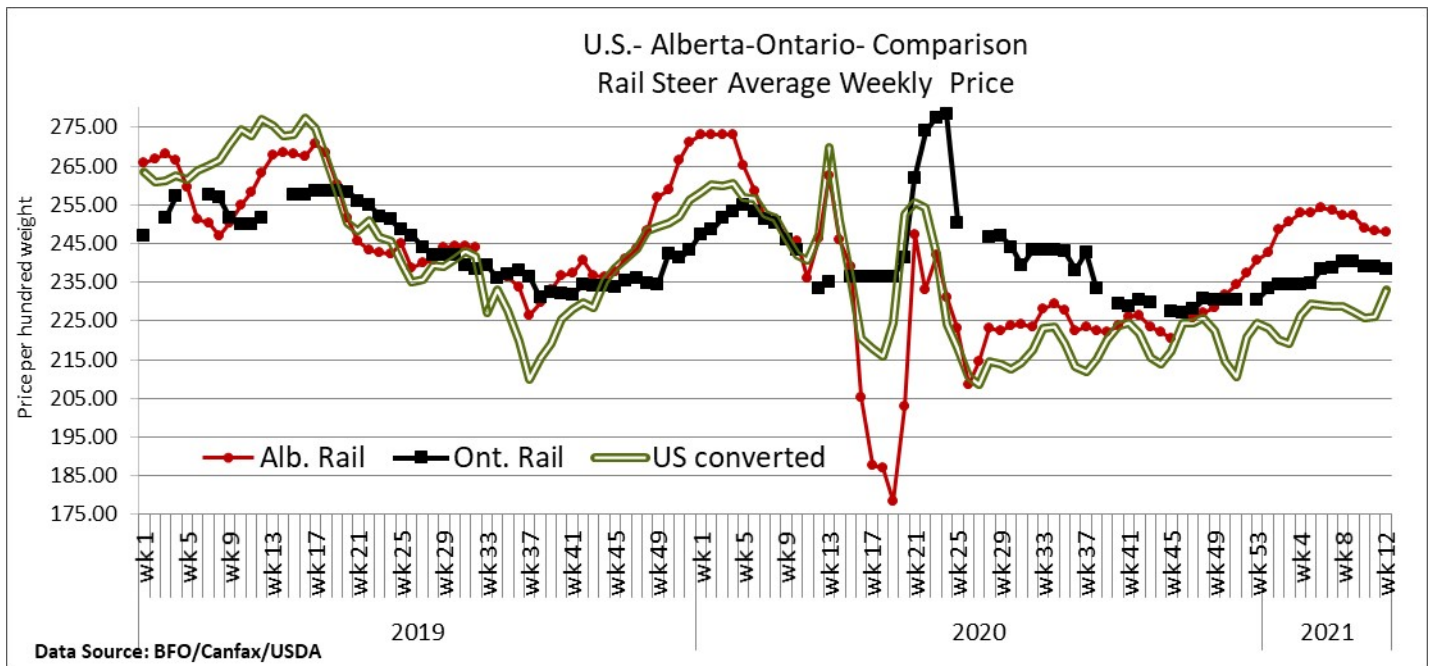
**CATTLE EXPORTS-ONTARIO**

	<b>Week ending Mar 6, 2021</b>	<b>Week ending Feb 27, 2021</b>	<b>Year to Date 2021</b>
<b>Total</b> live slaughter cattle exported from Ontario to the U.S.	<b>3,224</b>	<b>2,736</b>	<b>29,546</b>
<b>Steers &amp; Heifers &amp; Cows</b>	<b>3,038</b>	<b>2,616</b>	<b>28,113</b>
<b>Bulls</b>	<b>186</b>	<b>120</b>	<b>1,433</b>

**ALBERTA DIRECT TRADE**

For the week ending March 25, 2021

<b>Steers</b>	Live <b>FOB</b>	N/T	Rail <b>FOB</b>	247.75-248.50
<b>Heifers</b>	Live <b>FOB</b>	N/T	Rail <b>FOB</b>	243.50-248.50



**U.S. TRADE (U.S. funds)**

For the week ending March 25, 2021

<b>Choice and Select Steers and Heifers:</b>	Live	113.00-118.35
	Rail	180.00-185.00

**QUEBEC ELECTRONIC AUCTION MARKET (F.O.B. THE FEEDLOT)**

	<b>Price</b>	<b>Change from Last Week</b>
For the week ending March 25, 2021	237.00-238.00	-1.16

### FEDERALLY INSPECTED CANADIAN PROCESSING

	Week Ending Mar 20, 2021	# of hd change from week ago	YTD	% Change (Week Ago)	% Change (Year Ago)
<b>Grand Total</b>	62,422	-1,417	681,048	-2%	+8%
<b>Western Slaughter</b>	48,556	-843	531,798	-20%	+8%
<b>Eastern Slaughter</b>	13,866	-574	149,250	-4%	+9%

### AVERAGE CARCASS WEIGHTS – CANADA

	Steers	Heifers
<b>Mar 20, 2021</b>	923	861
<b>Mar 13, 2021</b>	923	857
<b>Mar 14, 2020</b>	913	862

### USDA ESTIMATED CATTLE PROCESSING VOLUME

	Week Ending Mar 27, 2021	Previous Week	Year Ago
<b>Grand Total</b>	646,000	627,000	685,000

### U.S. BOXED BEEF CUT-OUT VALUES (U.S. funds)

	Choice 600-900	Select 600-900
<b>Current Five Day Average</b>	233.25	223.71

### BEEF EXPORTS – CANADA

	<b>United States</b> Jan 1- Jan 31/21	Change from last year YTD	<b>Mexico</b> Jan 1- Jan 31/21	Change from last year YTD
<b>Total</b>	24,875 tonnes	+6% or – 1,298 tonnes	2,539 tonnes	+70% - 1,049 tonnes
	<b>Japan</b> Jan 1- Jan 31/21	Change from last year YTD	<b>China</b> Jan 1- Jan 31/21	Change from last year YTD
<b>Total</b>	4,314 tonnes	+3% or – 135 tonnes	1,198 tonnes	+46% - 380 tonnes

### LIVE CATTLE – CANADA

<b>IMPORTS</b>		Import % change from 2020 YTD	<b>EXPORTS</b>		Export % change from 2020 YTD
Jan 1- Jan 31/21			Jan 1- Mar 13/21		
Pure bred	58	-48%	Slaughter steers & heifers & cows	100,358	+0%
Non-pure bred	27,142	+7%	Feeder cattle & calves	12,351	-41%
			Bulls	5,412	-9%

### BEEF PRODUCTION – CANADA

	Jan 1 – Mar 20/21	Last Year Same Time	% Change
<b>Fed</b>	234,322 tonnes	204,453 tonnes	+15%
<b>Non-fed</b>	36,397 tonnes	40,249 tonnes	-10%

### BEEF IMPORTS – CANADA

	Jan 1 – Mar 20/21	Last Year Same Time	% Change
<b>United States</b>	21,706 tonnes	24,945 tonnes	-13%
<b>Non-CUSMA</b>	11,444 tonnes	9,361 tonnes	+22%
<b>EU-28 (beef/veal total)</b>	2,124 tonnes	3,002 tonnes	-29%
<b>Total</b>	36,973 tonnes	39,081 tonnes	-5%

## CHICAGO MERCANTILE EXCHANGE

Closing quotes on futures today were as follows:

Live Cattle		Feeder Cattle		Corn		Soybeans		Canadian \$	
Apr	120.10 +0.55	Apr	145.12 +0.90	May	5.524 +6.0	May	14.004 -13.6	Spot	79.40 +0.11
Jun	121.77 +0.70	May	149.87 +0.75	Jul	5.356 +3.2	Jul	13.912 -13.2	Jun	79.41 +0.13
Aug	120.87 +0.50	Aug	158.45 +0.32	Sep	4.836 +1.0	Aug	13.456 -12.6	Sep	79.41 +0.13
Oct	124.12 +0.45	Sep	158.82 +0.32	Dec	4.664 +1.0	Sep	12.570 -7.6	Dec	79.41 +0.14
Dec	126.57 +0.22	Oct	159.05 +0.15	Mar	4.746 +1.2	Nov	12.072 -7.4	Mar	79.42 +0.14
Feb	129.12 +0.15	Nov	159.00 +0.15	May	4.796 +1.2	Jan	12.064 -6.0	Jun	79.39 +0.14

Beef Farmers of Ontario, 130 Malcolm Road, Guelph, ON N1K 1B1 Phone: (519) 824-0334 Fax: (519) 824-9161 or email: [markets@ontariobeef.com](mailto:markets@ontariobeef.com)

## ONTARIO STOCKER & FEEDER TRADE SPECIAL FALL SALES

Mar 27	11:00 am	Denfield Livestock Exchange	Vaccinated Stocker Sale
Mar 31	1:00 pm	Vankleek Hill Livestock Exchange	Stocker Sale
Apr 1	1:00 pm	Ontario Livestock Exchange	All Vaccinated Sale
Apr 3	10:00 am	Brussels Livestock	Regular Stocker Sale in Lieu of Good Friday
Apr 10	11:00 am	Denfield Livestock Exchange	Vaccinated Stocker Sale
Apr 13	11:00 am	Ontario Stockyards Inc	Spring All Vaccinated Sale
Apr 14	10:00 am	Kawartha Lakes Community Sale Barn	Special Spring Sale
Apr 14	7:00 pm	Cargill Auction Market	Stocker Sale-All Breeds
Apr 15	11:00 am	Ontario Stockyards Inc	Leeds/Grenville Counties Special Calf Sale

## Comments for the week ending March 25<sup>th</sup>

There were 536 fed steers and heifers sold through auction markets this week, up 60 from last week but 24 fewer than the same week last year. Fed steers sold from \$129.58-\$146.54 averaging \$140.30 down \$0.49 from last week and \$4.62 stronger than year ago prices. Fed heifers sold from \$129.66-\$144.65 averaging \$139.44 up \$0.71 from last week and \$7.17 stronger than last year at this time. Auction markets reported trade as barely steady to steady with a selective demand. As the week progressed, trade was steady to fully steady, with fancies bringing a premium.

The Ontario railgrade market was light this week with prices reported at \$240.00 dressed for steers and \$239.00-\$240.00 for heifers with delivery mainly the week of April 19<sup>th</sup>. Steers averaged \$0.50 lower than last week's average price while heifers held fully steady. This week's average price is \$5.00 cwt stronger than this time last year.

There were 2,445 fed/cull cows sold through auctions this week up 46 head from last week but 271 fewer than last year at this time. Cows sold from \$59.26-\$84.22 averaging \$70.22 up \$2.90 from last week, but \$7.67 easier than the same time last year. Auction markets reported trade active at steady to slightly stronger prices, with a couple of markets noting prices \$2.00-\$6.00 cwt stronger. By week's end trade was barely steady to earlier in the week.

4,969 stocker and feeder cattle sold through auction markets this week up 251 head from last week and 530 more than the same week last year. Auction markets reported trade as steady on the good quality calves with one market noting second cut calves as easier. Grass types were steady. Yearlings were steady to a touch stronger to start, but as the week progressed, trade was steady to under pressure. Actual average prices this week saw steers 400-500 lbs down \$6.25 from last week, 500-600 lbs down \$9.68, 600-700 lbs down \$0.61, 700-800 lbs down \$4.33, 800-900 lbs up \$5.04, 900-1000 lbs up \$2.71 and steers 1000 lbs and over averaged \$2.44 easier than last weeks prices. Heifers 300-400 lbs were up \$3.74 from last week, 400-500 lbs down \$10.08, 500-600 lbs down \$12.16, 600-700 lbs down \$6.69, 700-800 lbs down \$0.06, 800-900 lbs down \$6.46 and heifers 900 lbs and over averaged \$3.66 lower than last week's weighted average prices.

The Quebec electronic market this week sold from \$237.00-\$238.00 dressed, down \$1.16 from last week on average.

Alberta direct trade on Wednesday was light with Canfax noting sales at \$250.00 delivered for steers, with heifers \$245.00-\$250.00 delivered on a dressed basis. Steers are steady while heifers were steady to \$5.00 easier than last week. On a picked up basis Canfax reported steers from \$247.75-\$248.50 dressed averaging \$247.91 down \$0.24 from last week. Heifers sold from \$243.50-\$248.50 dressed on a picked up basis, averaging \$245.87 down \$2.63 on average. Canfax reports that the cattle sold this week were for delivery the week of April 19th.

The U.S. cash cattle trade for the week ending March 19th was a little lighter in volume than the previous week at slightly stronger prices. The USDA Mandatory Price Report listed live sales last week from \$113.00-\$117.00 with steers averaging \$114.23 up \$0.61, with heifers averaging \$114.24 up \$0.76. On the rail, trade ranged from \$178.00-\$185.00 dressed, with steers averaging \$181.33 up \$2.01 from the previous week, while heifers averaged \$181.68 up \$2.07.

This week the market was fairly quiet until Wednesday when a moderate volume trade developed at stronger prices. Sales in the south were noted from \$113.00-\$116.00 live, mainly \$115.00 up \$1.00 from last week, while business in the north was from \$180.00-\$185.00 dressed, majority from \$184.00-\$185.00 up \$3.00-\$4.00 from last week's averages. A few sales in the north at \$116.00 live were also noted, which is up \$2.00 from last week. On Thursday business developed in parts of the north from \$115.00-\$117.00 live, mainly \$116.00 live which is steady to Wednesday's higher trade, otherwise the country was quiet. Today the market is at a standstill, with no bids on the table and it appears that this week's trade has been completed.