



## Weekly Market Information Report for the week ending Thursday April 8, 2021

The following information is collected from various sources and disseminated by Beef Farmers of Ontario.

### ONTARIO DIRECT TO PACKER RAILGRADE CATTLE TRADE

Prices are on a carcass weight basis before grade and weight discounts. Weekly Range:

<b>A Grade Steers</b>	240.00
<b>A Grade Heifers</b>	239.00-240.00

### ONTARIO LIVE CATTLE TRADE

Ontario auction sales this week saw weighted average price ranges for:

FED CATTLE	Volume	Price Range	Average	Top	Last Week Avg
<b>Large Frame Steers +1250</b>	78	132.34-145.93	140.20	158.50	143.37
<b>Medium Frame Steers +1250</b>	87	137.03-145.62	141.95	152.00	140.61
<b>Large &amp; Medium Frame Steers +1250</b>	165	134.77-148.27	141.75	158.50	141.96
<b>Large Frame Heifers +1000</b>	152	136.30-145.95	142.13	166.00	139.35
<b>Medium Frame Heifers +1000</b>	128	136.75-145.13	141.34	177.50	134.98
<b>Large &amp; Medium Frame Heifers +1000</b>	280	134.31-145.82	142.25	177.50	137.66
<b>Fed steers, Dairy &amp; Dairy Cross +1250</b>	100	107.39-117.69	113.55	137.00	108.28
<b>Fed heifers, Dairy &amp; Dairy Cross +1000</b>	84	85.17-108.80	97.76	135.50	89.95
<b>Cows - All Weights</b>	2,035	62.41-86.24	74.00	119.00	70.17
<b>Bulls - All Weights</b>	86	87.09-114.36	102.66	155.00	93.49

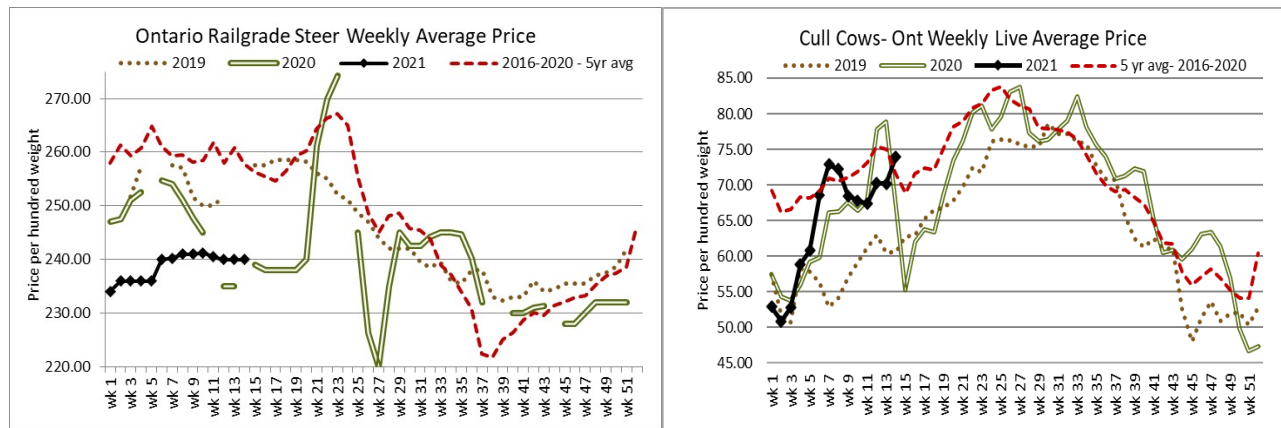
### STOCKERS - Large and Medium Frame

STEERS	Volume	Price Range	Average	Top	Last Week Avg
<b>1000+</b>	500	156.40-174.55	165.57	180.00	164.00
<b>900-999</b>	427	170.52-181.02	175.39	187.00	171.11
<b>800-899</b>	237	169.87-195.14	183.94	200.00	173.29
<b>700-799</b>	239	177.65-209.91	195.36	222.00	182.00
<b>600-699</b>	259	186.14-225.74	209.95	241.50	191.44
<b>500-599</b>	165	201.15-248.95	227.99	265.00	199.19
<b>400-499</b>	71	203.08-245.37	226.92	265.00	224.90
<b>-399</b>	29	195.50-238.05	220.72	360.00	206.89

HEIFERS	Volume	Price Range	Average	Top	Last Week Avg
<b>+900</b>	139	134.36-152.45	146.11	162.00	152.84
<b>800-899</b>	151	148.46-169.25	162.48	173.00	154.10
<b>700-799</b>	172	155.14-176.50	167.48	185.00	156.15
<b>600-699</b>	262	163.03-188.73	176.71	204.00	166.92
<b>500-599</b>	199	162.49-208.40	186.69	225.00	182.77
<b>400-499</b>	58	181.58-208.28	197.05	233.00	191.67
<b>300-399</b>	15	192.47-217.13	207.25	246.00	194.88
<b>-299</b>	3	N/T	N/T	N/T	N/T

At Kawartha Lakes Community Sale Barn, April 3, 2021 – 150 cows, 8 bulls, 35 veal, 24 stockers

	Price Range	Avg.	Top
<b>Cows</b>	73.00-90.50	79.92	100.00
<b>Bulls over 1600 lbs</b>	114.37-127.50	120.93	127.50
<b>Bulls under 1600 lbs</b>	75.00-106.00	91.57	106.00
<b>Veal 600 lbs +</b>	107.00-122.00	112.73	123.00
<b>Veal 125 lbs and less</b>	170.00-330.00	245.30	330.00



**Denfield Livestock Exchange Inc., April 6, 2021: 231 Fed Cattle, 26 Veal, 62 Cows, 4 Bulls**

	Price Range	Average	Top
Large & Medium Frame Fed Steers +1250 lbs	142.50-148.75	146.16	158.50
Large & Medium Frame Fed Heifers +1000 lbs	139.50-147.00	144.57	177.50
Cows	64.50-86.00	75.85	99.00
Veal over 600 lbs	108.00-125.00	117.95	160.00

**At Aylmer Stockyards Inc.: April 7, 2021 – 22 veal, 177 Cows, 31 fed cattle, 4 bulls, 11 stockers**

	Price Range	Average	Top
Fed Heifers, Dairy & Dairy Cross 1000 lbs +	80.50-114.99	101.20	114.99
Cows	53.50-102.00	81.20	118.99
Veal over 600 lbs	114.99-127.00	121.99	127.00

**ONTARIO STOCKER & FEEDER TRADE**

**Stocker sale at Brussels Livestock: April 3, 2021 – 687 Stockers**

Steers	Price Range	Average	Top	Heifers	Price Range	Average	Top
1000+	150.00-166.00	160.78	177.00	900+	154.50-161.50	158.55	161.50
900-999	167.00-180.00	174.94	187.00	800-899	154.00-172.75	165.89	172.75
800-899	180.00-195.00	186.417	195.00	700-799	164.00-184.50	173.72	184.50
700-799	181.00-211.00	196.07	211.00	600-699	163.00-191.25	179.10	204.00
600-699	191.00-219.00	210.31	219.00	500-599	181.00-207.00	189.94	209.00
500-599	215.00-242.00	225.81	243.00	400-499	200.00-212.00	207.893	233.00
400-499	202.00-252.00	231.83	252.00	300-399			

**Stocker sale at: Community Livestock Exchange: April 6, 2021 – 88 Stockers**

Steers	Price Range	Average	Top	Heifers	Price Range	Average	Top
700-799	167.99-186.00	172.99	186.00	600-699	165.99-180.00	170.99	180.00
600-699	160.00-220.00	191.59	220.00	500-599	115.99-208.00	179.00	208.00
500-599	132.49-232.50	206.00	232.50				
400-499	180.00-231.00	207.29	231.00				

**Stocker sale at: Keady Livestock Market: April 6, 2021 – 486 Stockers**

Steers	Price Range	Average	Top	Heifers	Price Range	Average	Top
1000+	168.50-174.00	172.84	174.00	800-899	159.00-169.00	165.00	169.00
900-999	177.50-179.75	179.19	179.75	700-799	170.50-181.00	174.35	185.00
800-899	189.00-200.00	193.93	200.00	600-699	185.00-202.00	192.12	202.00
700-799	211.00-222.00	215.33	222.00	500-599	184.00-207.50	196.71	225.00
600-699	193.00-221.00	208.73	236.00				
500-599	210.00-253.00	235.10	260.00				
400-499	211.00-231.00	221.67	231.00				

Stocker sale at: **Renfrew Pontiac Livestock: April 6, 2021 – 117** Stockers

<b>Steers</b>	<b>Price Range</b>	<b>Average</b>	<b>Top</b>	<b>Heifers</b>	<b>Price Range</b>	<b>Average</b>	<b>Top</b>
<b>700-799</b>	122.50-202.99	179.89	202.99	<b>600-699</b>	167.50-200.00	190.90	200.00
<b>600-699</b>	152.49-227.00	203.60	227.00	<b>500-599</b>	169.99-214.50	194.59	214.50
<b>500-599</b>	188.99-250.99	230.79	250.99				
<b>400-499</b>	200.00-250.00	222.59	250.00				

Stocker sale at **Ontario Livestock Exchange, April 7, 2021 – 628** stockers

<b>Steers</b>	<b>Price Range</b>	<b>Average</b>	<b>Top</b>	<b>Heifers</b>	<b>Price Range</b>	<b>Average</b>	<b>Top</b>
<b>1000+</b>	162.00-180.00	170.25	180.00	<b>900+</b>	135.00-162.00	153.93	162.00
<b>900-999</b>	175.00-185.00	179.07	185.00				
<b>800-899</b>	175.00-192.00	188.00	192.00				

Stocker sale at **Ontario Livestock Exchange: April 8, 2021 – 358** Stockers

<b>Steers</b>	<b>Price Range</b>	<b>Average</b>	<b>Top</b>	<b>Heifers</b>	<b>Price Range</b>	<b>Average</b>	<b>Top</b>
<b>100+</b>	98.00-146.00	120.15	146.00	<b>900+</b>	95.00-125.00	114.31	143.00
<b>900-999</b>	144.00-166.00	153.96	166.00	<b>800-899</b>	152.00-173.00	169.48	173.00
<b>800-899</b>	137.50-190.00	165.26	190.00	<b>600-699</b>	115.00-155.00	139.84	182.50
<b>700-799</b>	105.00-192.50	151.67	192.50	<b>500-599</b>	145.00-218.00	181.17	220.00
<b>600-699</b>	150.00-225.00	190.13	225.00	<b>400-499</b>	160.00-190.00	178.85	190.00
<b>500-599</b>	227.50-259.00	250.04	259.00				
<b>400-499</b>	180.00-225.00	199.29	225.00				
<b>399-</b>	135.00-180.00	167.50	180.00				

Stocker sale at: **Ontario Stockyards Inc: April 8, 2021– 457** stockers

<b>Steers</b>	<b>Price Range</b>	<b>Average</b>	<b>Top</b>	<b>Heifers</b>	<b>Price Range</b>	<b>Average</b>	<b>Top</b>
<b>900-999</b>	145.00-170.00	153.41	178.00	<b>800-899</b>	137.50-167.50	157.65	167.50
<b>800-899</b>	154.00-199.00	184.71	199.00	<b>700-799</b>	150.00-181.00	173.64	181.00
<b>700-799</b>	175.00-211.00	196.83	214.50	<b>600-699</b>	169.00-197.00	182.41	200.00
<b>600-699</b>	204.00-241.50	226.93	241.50	<b>500-599</b>	178.00-217.00	202.40	220.00
<b>500-599</b>	205.00-257.00	230.50	265.00	<b>400-499</b>	190.00-224.00	210.36	224.00
<b>400-499</b>	221.00-265.00	251.50	265.00	<b>300-399</b>	150.00-237.50	203.13	237.50
<b>399-</b>	210.00-259.00	236.92	259.00				

**CATTLE EXPORTS-ONTARIO**

**Week ending Mar 20, 2021    Week ending Mar 13, 2021    Year to Date 2021**

<b>Total live slaughter cattle</b> exported from Ontario to the U.S.	<b>2,782</b>	<b>2,918</b>	<b>35,246</b>
<b>Steers &amp; Heifers &amp; Cows</b>	2,688	2,797	33,598
<b>Bulls</b>	94	121	1,648

**ALBERTA DIRECT TRADE**

For the week ending April 8, 2021

<b>Steers</b>	Live <b>FOB</b>	150.00	Rail <b>FOB</b>	248.50-251.50
<b>Heifers</b>	Live <b>FOB</b>	N/T	Rail <b>FOB</b>	N/T

**U.S. TRADE (U.S. funds)**

For the week ending April 8, 2021

<b>Choice and Select Steers and Heifers:</b>	Live	118.00-125.00
	Rail	194.00-196.00

**QUEBEC ELECTRONIC AUCTION MARKET (F.O.B. THE FEEDLOT)**

	<b>Price</b>	<b>Change from Last Week</b>
For the week ending April 8, 2021	237.00-237.25	-1.75

**FEDERALLY INSPECTED CANADIAN PROCESSING- Good Friday included this week**

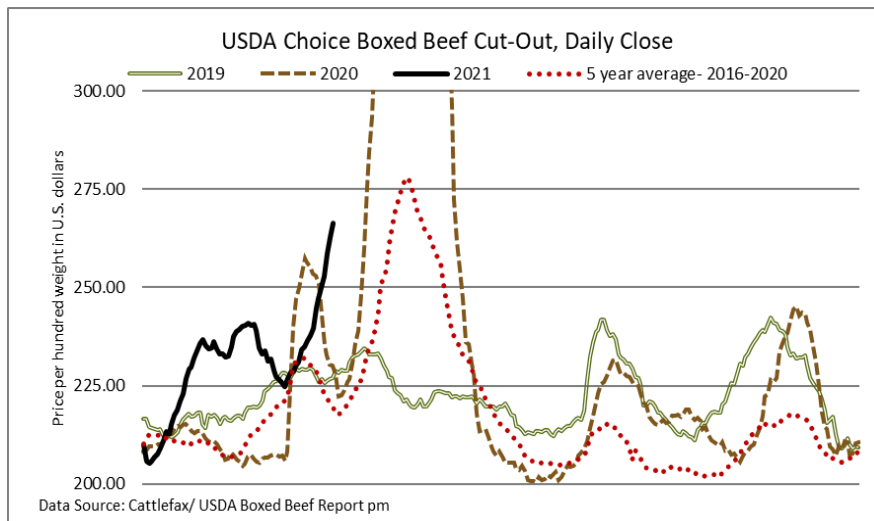
	Week Ending April 3, 2021	# of hd change from week ago	YTD	% Change (Week Ago)	% Change (Year Ago)
<b>Grand Total</b>	46,763	-14,299	788,873	-23%	+3%
<b>Western Slaughter</b>	65,598	-11,173	614,167	-24%	+2%
<b>Eastern Slaughter</b>	11,165	-3,126	174,706	-22%	+7%

**AVERAGE CARCASS WEIGHTS – CANADA**

	Steers	Heifers
<b>April 3, 2021</b>	948	856
<b>Mar 27, 2021</b>	927	878
<b>Mar 28, 2020</b>	902	848

**USDA ESTIMATED CATTLE PROCESSING VOLUME**

	Week Ending April 10, 2021	Previous Week	Year Ago
<b>Grand Total</b>	641,000	609,000	529,000



**U.S. BOXED BEEF CUT-OUT VALUES (U.S. funds)**

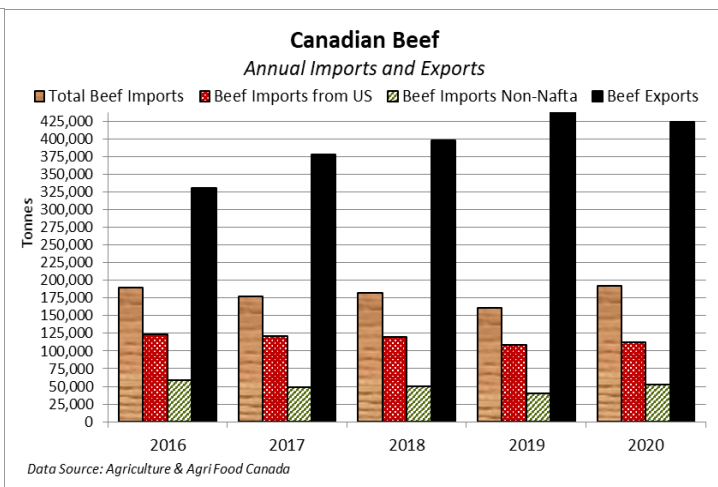
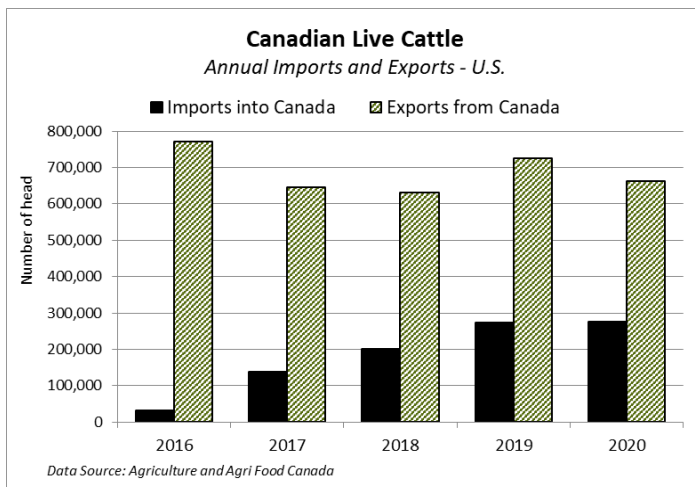
	Choice 600-900	Select 600-900
<b>Current Five Day Average</b>	262.22	253.43

**BEEF EXPORTS – CANADA**

	<b>United States</b> Jan 1- Jan 31/21	Change from last year YTD	<b>Mexico</b> Jan 1- Jan 31/21	Change from last year YTD
<b>Total</b>	24,875 tonnes	+6% or – 1,298 tonnes	2,539 tonnes	+70% - 1,049 tonnes
	<b>Japan</b> Jan 1- Jan 31/21	Change from last year YTD	<b>China</b> Jan 1- Jan 31/21	Change from last year YTD
<b>Total</b>	4,314 tonnes	+3% or – 135 tonnes	1,198 tonnes	+46% - 380 tonnes

**LIVE CATTLE – CANADA**

<b>IMPORTS</b>			<b>EXPORTS</b>		
	Import % change from 2020 YTD		Export % change from 2020 YTD		
		Jan 1- Jan 31/21		Jan 1- Mar 27/21	
Pure bred	58	-48%	Slaughter steers & heifers & cows	119,358	-3%
Non-pure bred	27,142	+7%	Feeder cattle & calves	16,402	-43%
			Bulls	6,555	-10%



### BEEF PRODUCTION – CANADA

	Jan 1 – Apr 3/21	Last Year Same Time	% Change
Fed	272,569 tonnes	250,267 tonnes	+9%
Non-fed	41,485 tonnes	48,058 tonnes	-14%

### BEEF IMPORTS – CANADA

	Jan 1 – Apr 3/21	Last Year Same Time	% Change
United States	25,283 tonnes	29,223 tonnes	-13%
Non-CUSMA	12,870 tonnes	12,107 tonnes	+6%
EU-28 (beef/veal total)	2,676 tonnes	3,564 tonnes	-25%
Total	42,904 tonnes	47,023 tonnes	-9%

### CHICAGO MERCANTILE EXCHANGE

Closing quotes on futures today were as follows:

Live Cattle	Feeder Cattle	Corn	Soybeans	Canadian \$
Apr 123.42 -0.72	Apr 144.75 -2.37	May 5.772 -2.4	May 14.030 -12.2	Spot 79.82 +0.25
Jun 122.57 -2.45	May 149.62 -1.97	Jul 5.626 +0.6	Jul 13.982 -11.4	Jun 79.83 +0.25
Aug 122.40 -1.62	Aug 159.95 -1.65	Sep 5.106 +0.6	Aug 13.620 -11.6	Sep 79.84 +0.25
Oct 125.70 -1.35	Sep 160.87 -1.45	Dec 4.964 +1.6	Sep 12.922 -10.0	Dec 79.84 +0.25
Dec 128.70 -1.00	Oct 161.55 -1.35	Mar 5.034 +2.0	Nov 12.632 -10.0	Mar 79.86 +0.25
Feb 131.22 -0.72	Nov 161.97 -1.25	May 5.080 +2.4	Jan 12.620 -9.4	Jun 79.83 +0.25

Beef Farmers of Ontario, 130 Malcolm Road, Guelph, ON N1K 1B1 Phone: (519) 824-0334 Fax: (519) 824-9161 or email: [markets@ontariobeef.com](mailto:markets@ontariobeef.com)

### OBCFPP LICENCE CHANGES

#### Now Licenced:

Tru Harvest Meats Inc., 70 Glen Scarlett Road, Toronto, ON M6N 1P4 (416) 742-4272

### ONTARIO STOCKER & FEEDER TRADE SPECIAL FALL SALES

Apr 10 11:00 am	Denfield Livestock Exchange	Vaccinated Stocker Sale
Apr 12 7:00 pm	Maple Hill Auctions Ltd	Spring Stocker Sale
Apr 13 11:00 am	Ontario Stockyards Inc	Spring All Vaccinated Sale
Apr 14 10:00 am	Kawartha Lakes Community Sale Barn	Special Spring Sale
Apr 14 7:00 pm	Cargill Auction Market Inc	Stocker Sale-All Breeds
Apr 15 11:00 am	Ontario Stockyards Inc	Leeds/Grenville Counties Special Calf Sale
Apr 19 7:00 pm	Maple Hill Auctions Ltd	Spring Stocker Sale
Apr 23 9:00 am	Keady Livestock Market	Spring Stocker Sale- Vaccinated & Non-vaccinated
Apr 24 8:00 am	Rainy River Cattlemens Sale	Stockers, Cows, Bulls, Protocol cattle at-1:00 pm
Apr 24 11:00 am	Denfield Livestock Exchange	Vaccinated Stocker Sale
Apr 28 1:00 pm	Vankleek Hill Livestock Exchange	Spring Stocker Sale
Apr 28 7:00 pm	Cargill Auction Market Inc	Stocker Sale-All Breeds
Apr 30 11:00 am	Keady Livestock Market	North Select Stocker Sale

### Comments for the week ending April 8<sup>th</sup>

There were 445 fed steers and heifers sold through auction markets this week up 123 head from last week and 84 more than this time last year. Fed steers sold from \$134.77-\$148.27 averaging \$141.75 down \$0.21 from last week and \$5.03 stronger than year ago prices. Fed heifers traded from \$134.31-\$145.82 averaging \$142.25 up \$4.59 from last week and \$12.86 stronger than this time last year. Auction markets reported trade as firm to fully steady, with choice cattle up \$1.00-\$2.00 cwt. By mid-week trade was fully steady to stronger.

The Ontario railgrade market traded fully steady for the third consecutive week with steers at \$240.00 dressed and heifers from \$239.00-\$240.00. Sales were reported for delivery the last week in April, but by Wednesday, trade was limited as sellers were resisting the \$240.00 prices. Last year at this time there were no railgrade prices reported, with packer interest extremely light and one packer not buying.

Volumes of cull/fed cows was up slightly this week with 2,035 head sold through auctions, up 124 head from last week but 246 fewer than the same week last year. Cows ranged from \$62.41-\$86.24 averaging \$74.00 up \$3.83 from last week and \$7.26 stronger than year ago prices. Auction markets reported a good strong demand with active trading and prices higher to much higher, with one market noting sales up by \$5.00 cwt from last week.

Lighter receipts of 2,926 stocker and feeder cattle sold through auctions this week, down 298 head from last week yet 508 more than the same time last year. Auction markets reported calves/light weight cattle as active at stronger prices to start. As the week progressed, trade was steady to slightly stronger and ended the week on a great demand at stronger prices. Yearlings/heavier cattle were steady to start the week, with prices noted as slightly higher to stronger as the week progressed, with strong demand. Actual average prices this week saw steers 400-500 lbs up \$2.02 from last week, steers 500-600 lbs were up \$28.80, 600-700 lbs up \$18.51, 700-800 lbs up \$13.36, 800-900 lbs up \$10.65, 900-1000 lbs up \$4.28 and steers 1000 lbs and over averaged \$1.37 higher than last week's weighted average prices. Heifers from 400-500 lbs averaged \$5.38 higher, 500-600 lbs up \$3.92, 600-700 lbs up \$9.79, 700-800 lbs up \$11.33, 800-900 lbs up \$8.38 with heifers 900 lbs and over averaging \$6.73 easier than last week's weighted average prices.

The Quebec electronic market on Wednesday sold from \$237.00-\$237.25 cwt dressed FOB, down \$1.75 from the previous week on average.

Alberta direct trade this week saw a few sales on Wednesday reported by Canfax at \$250.00 delivered on a dressed basis, which is up \$5.00 cwt from last week's limited trade. Thursday Canfax noted a light trade at \$253.00 cwt delivered, up \$3.00 from Wednesday. Overall sales this week were reported by Canfax as: "Scattered weekly trade has realigned \$5-8/cwt higher than thin trade seen last week. Additional Thursday sale reports are anticipated but total weekly sale volumes will be light."

The U.S. cash cattle trade for the week ending April 2<sup>nd</sup> was active Thursday and Friday at higher prices. Trade in the south ranged from \$114.00-\$118.00, mainly \$117.00 live up \$2.00 from the previous week. In the north trade was reported from \$185.00-\$190.00 dressed, majority at \$190.00 up \$5.00 cwt from the week before with a few live sales up to \$121.00. The USDA Mandatory price report listed last week's overall trade from \$114.00-\$121.00 live, with steers averaging \$118.08 up \$2.49 and heifers \$117.52 up \$2.14. On the rail trade for the week ranged from \$185.00-\$190.00 dressed with steers averaging \$189.36 up \$4.49 while heifers averaged \$189.67 up \$5.01.

This week a light test in the U.S. was reported on Tuesday in Kansas at \$121.00 live, up \$4.00 from last week's southern market. Wednesday, moderate trade developed with sales in the south ranging from \$118.00-\$123.00 live, most from \$120.00-\$121.00 which is up around \$3.00-\$4.00 from last week's market. Cattle in the north Wednesday sold from \$122.00-123.00 live up \$3.00-\$4.00 cwt, with a few sales noted from \$192.00-\$196.00 dressed, most at \$195.00 up \$5.00 from last week. The north is trading at a premium to the south which could result in some southern cattle moving to the north for processing. Thursday a light test saw prices steady to early week increases. Live trade in the south was reported at \$121.00-\$122.00 live while business in the north ranged from \$195.00-\$196.00 dressed. A few clean up deals could surface today but it appears the bulk of this week's business has been completed. Stronger cattle futures and stronger boxed beef prices this week have provided some support for the cash market. The USDA Choice boxed beef price at close on April 8<sup>th</sup> was \$270.50 cwt up \$20.53 from April 1<sup>st</sup>, while USDA Select prices were at \$263.83 on April 8<sup>th</sup>, up \$19.13 from the April 1<sup>st</sup> closing.