



Weekly Market Information Report for the week ending Thursday April 15, 2021

The following information is collected from various sources and disseminated by Beef Farmers of Ontario.

ONTARIO DIRECT TO PACKER RAILGRADE CATTLE TRADE

Prices are on a carcass weight basis before grade and weight discounts. Weekly Range:

A Grade Steers	245.00
A Grade Heifers	244.00-245.00

ONTARIO LIVE CATTLE TRADE

Ontario auction sales this week saw weighted average price ranges for:

FED CATTLE	Volume	Price Range	Average	Top	Last Week Avg
Large Frame Steers +1250	79	131.81-147.80	139.50	155.00	140.20
Medium Frame Steers +1250	148	137.96-149.74	145.49	158.00	141.95
Large & Medium Frame Steers +1250	227	132.85-147.92	142.75	158.00	141.75
Large Frame Heifers +1000	131	130.03-148.29	142.76	169.00	142.13
Medium Frame Heifers +1000	160	129.22-148.99	141.07	164.00	141.34
Large & Medium Frame Heifers +1000	291	131.51-150.27	143.30	169.00	142.25
Fed steers, Dairy & Dairy Cross +1250	63	103.13-117.62	111.62	126.00	113.55
Fed heifers, Dairy & Dairy Cross +1000	126	85.05-121.22	101.08	137.00	97.76
Cows - All Weights	2,413	61.83-87.18	73.68	118.00	74.00
Bulls - All Weights	110	84.79-107.20	95.39	130.00	102.66

STOCKERS - Large and Medium Frame

STEERS	Volume	Price Range	Average	Top	Last Week Avg
1000+	651	157.26-176.96	165.55	182.00	165.57
900-999	583	166.85-184.09	174.85	190.00	175.39
800-899	533	177.09-201.79	190.03	222.00	183.94
700-799	943	189.63-216.82	207.01	226.00	195.36
600-699	785	198.65-235.78	220.29	261.00	209.95
500-599	456	203.20-249.71	232.46	268.00	227.99
400-499	166	223.76-262.76	247.72	289.50	226.92
-399	49	166.64-245.42	214.62	265.00	220.72

HEIFERS	Volume	Price Range	Average	Top	Last Week Avg
+900	398	141.10-163.46	153.66	175.00	146.11
800-899	441	150.02-171.47	163.52	183.25	162.48
700-799	577	160.70-184.82	172.32	197.00	167.48
600-699	737	168.20-201.55	187.96	218.00	176.71
500-599	440	169.13-218.63	192.95	246.00	186.69
400-499	246	174.36-221.81	200.97	264.00	197.05
300-399	69	141.67-228.88	198.20	295.00	207.25
-299	9	150.00-182.22	171.39	225.00	N/T

At Kawartha Lakes Community Sale Barn, April 10, 2021 – 19 fed cattle, 159 cows, 5 bulls, 43 veal, 41 stockers

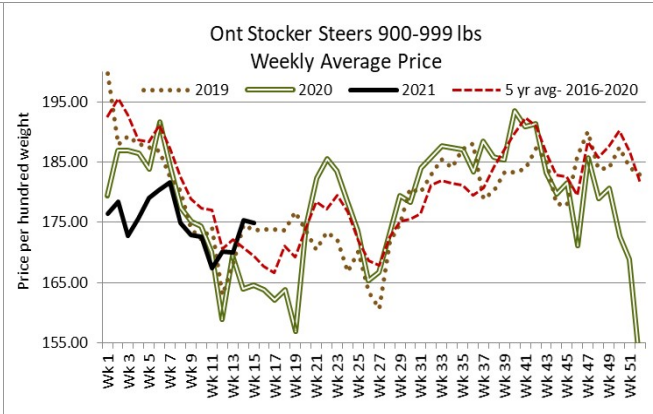
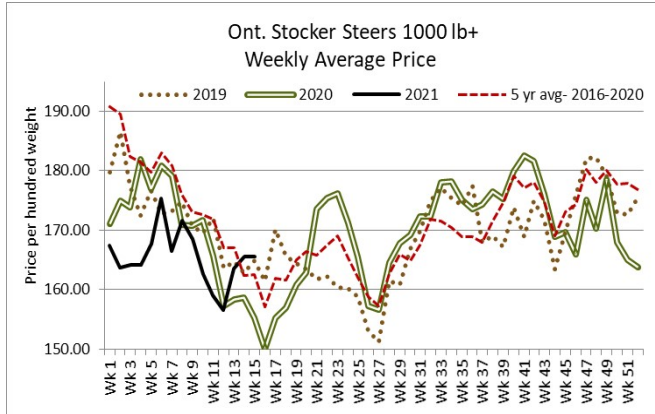
	Price Range	Avg.	Top
Cows	72.00-90.00	78.76	101.00
Bulls over 1600 lbs	88.00-124.48	102.82	124.48
Bulls under 1600 lbs	90.00-112.00	101.93	112.00
Veal 600 lbs +	117.00-130.00	119.84	133.00

Denfield Livestock Exchange Inc., April 13, 2021: 220 Fed Cattle, 41 Veal, 108 Cows, 7 Bulls, 9 stockers

	Price Range	Average	Top
Large & Medium Frame Fed Steers +1250 lbs	142.50-149.25	146.51	158.00
Large & Medium Frame Fed Heifers +1000 lbs	142.75-152.00	148.13	169.00
Cows	62.00-86.50	75.00	98.50
Veal over 600 lbs	105.00-117.00	111.41	147.00

At Aylmer Stockyards Inc.: April 14, 2021 – 77 veal, 212 Cows, 55 fed cattle, 7 bulls, 31 stockers

	Price Range	Average	Top
Fed Heifers, Dairy & Dairy Cross 1000 lbs +	64.50-137.00	101.00	137.00
Cows	52.50-100.00	78.60	115.99
Veal over 600 lbs	86.99-152.49	111.09	152.49



ONTARIO STOCKER & FEEDER TRADE

Stocker sale at Brussels Livestock: April 9, 2021 – 1,579 Stockers

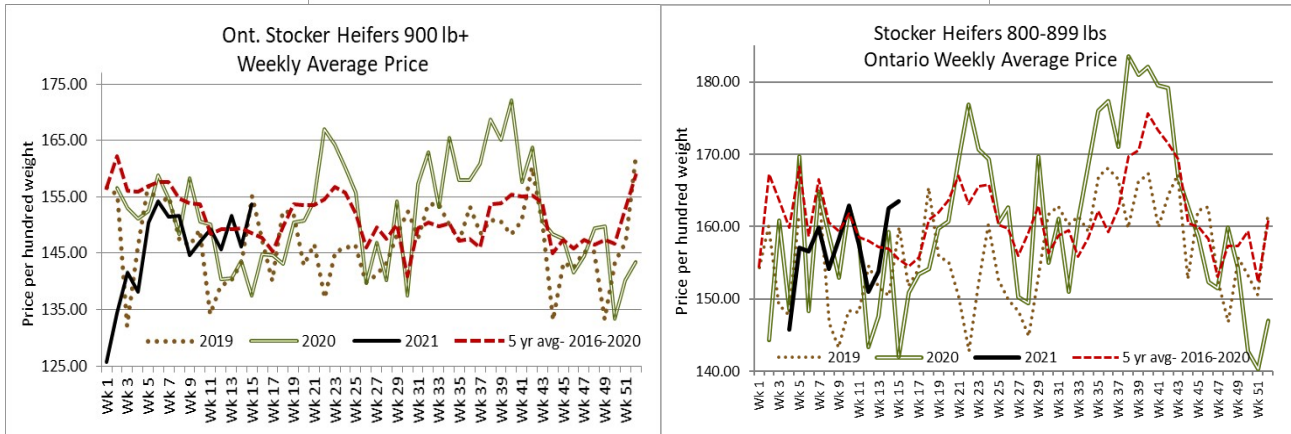
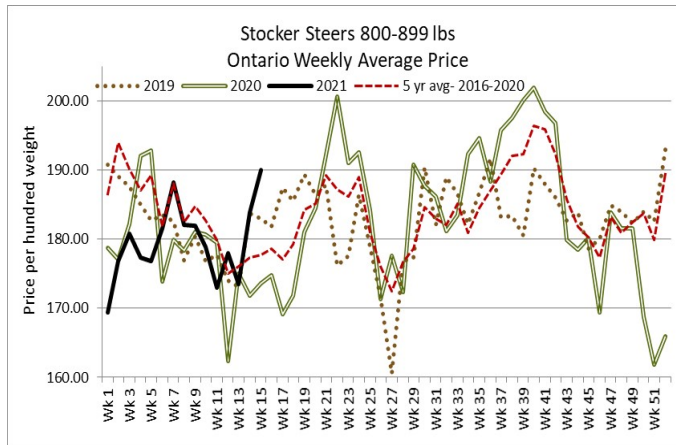
Steers	Price Range	Average	Top	Heifers	Price Range	Average	Top
1000+	145.00-167.00	158.94	167.00	900+	146.00-169.50	159.70	169.50
900-999	162.50-183.00	171.61	183.00	800-899	154.00-171.25	164.52	171.25
800-899	177.00-208.25	193.18	208.25	700-799	155.00-180.00	168.52	180.00
700-799	194.00-218.50	209.26	218.50	600-699	175.00-209.00	190.97	209.00
600-699	204.00-233.00	219.00	237.00	500-599	175.00-212.00	193.49	225.00
500-599	221.00-243.00	232.88	259.00	400-499	150.00-217.00	193.65	264.00
400-499	228.00-256.00	244.96	269.00	300-399	150.00-242.00	212.83	242.00
399-	175.00-265.00	222.50	265.00	299-	105.00-200.00	168.33	200.00

Stocker sale at: Community Livestock Exchange: April 13, 2021 – 98 Stockers

Steers	Price Range	Average	Top	Heifers	Price Range	Average	Top
700-799	135.00-186.00	169.30	186.00	600-699	137.00-200.00	169.30	200.00
600-699	165.99-216.00	196.99	216.00	500-599	137.50-212.00	181.00	212.00
500-599	182.49-256.00	225.89	256.00				
400-499	208.99-262.50	230.89	262.50				

Stocker sale at: Keady Livestock Market: April 13, 2021 – 506 Stockers

Steers	Price Range	Average	Top	Heifers	Price Range	Average	Top
900-999	173.00-182.50	178.74	182.50	900+	157.50-169.00	165.17	172.50
800-899	184.00-204.50	194.28	222.00	800-899	162.00-172.00	166.11	177.50
700-799	205.00-219.00	212.03	222.00	700-799	176.50-188.50	180.32	188.50
600-699	211.00-239.00	222.51	240.00	600-699	183.00-207.00	194.54	210.00
500-599	210.00-245.00	227.81	248.00	500-599	135.00-212.50	186.21	218.00
400-499				400-499	185.00-229.00	212.19	229.00



Stocker sale at: **Renfrew Pontiac Livestock: April 13, 2021 – 243 Stockers**

Steers	Price Range	Average	Top	Heifers	Price Range	Average	Top
800-899	112.50-176.00	157.60	176.00	700-799	168.99-192.99	185.29	192.99
700-799	144.99-216.00	204.30	216.00	600-699	161.00-197.99	188.79	197.99
600-699	192.50-239.00	217.39	239.00	500-599	172.50-218.00	202.09	218.00
500-599	177.49-241.99	222.59	241.99	400-499	189.99-222.00	210.00	222.00
400-499	204.99-252.99	230.29	252.99				
399-	232.50-250.00	239.19	250.00				

Stocker sale at **Ontario Livestock Exchange, April 14, 2021 – 717 stockers**

Steers	Price Range	Average	Top	Heifers	Price Range	Average	Top
1000+	162.00-182.00	169.20	182.00	900+	153.00-162.00	156.82	162.00
900-999	173.00-190.00	179.56	190.00	800-899	156.00-167.00	163.20	167.00
800-899	150.00-185.00	169.00	185.00				
700-799	180.00-187.00	184.67	187.00				

Stocker sale at **Ontario Livestock Exchange: April 15, 2021 – 365 Stockers**

Steers	Price Range	Average	Top	Heifers	Price Range	Average	Top
100+	120.00-154.00	138.85	166.00	900+	102.50-132.50	117.06	137.50
900-999	162.00-177.50	171.08	177.50	800-899	130.00-157.50	147.06	165.00
800-899	150.00-191.00	170.24	191.00	700-799	135.00-175.00	158.21	175.00
700-799	167.50-192.50	182.86	192.50	600-699	132.50-203.00	163.19	203.00
600-699	140.00-225.00	194.44	230.00	500-599	170.00-200.00	185.33	200.00
500-599	55.00-225.00	163.55	240.00	400-499	175.00-210.00	188.00	210.00
400-499	157.50-237.50	193.75	237.50				
399-	172.50-265.00	214.17	265.00				

Stocker sale at: **Ontario Stockyards Inc: April 15, 2021– 626** stockers

Steers	Price Range	Average	Top	Heifers	Price Range	Average	Top
1000+	118.00-164.00	146.25	164.00	800-899	110.00-178.50	167.73	178.50
900-999	86.00-180.00	152.57	180.00	700-799	159.00-183.50	177.49	183.50
800-899	186.00-209.00	201.16	209.00	600-699	162.00-198.00	1873.81	218.00
700-799	188.00-220.00	207.99	220.00	500-599	184.00-241.00	211.09	241.00
600-699	201.50-237.75	223.83	247.00	400-499	195.00-232.00	214.01	238.00
500-599	219.00-258.00	240.41	267.50	300-399	185.00-270.00	227.43	295.00
400-499	234.00-276.00	262.52	281.00				
399-	170.00-250.00	220.75	260.00				

Stocker sale at: **Ottawa Livestock Exchange: April 15, 2021– 115** stockers

Steers	Price Range	Average	Top	Heifers	Price Range	Average	Top
700-799	118.00-194.00	162.21	216.00	600-699	110.00-180.00	150.50	180.00
600-699	110.00-232.00	202.89	232.00	500-599	122.00-178.00	142.44	208.00
500-599	227.00-238.00	233.08	238.00	400-499	100.00-150.00	131.00	216.00
400-499	150.00-238.00	196.00	238.00	300-399	132.00-216.00	152.00	216.00

ONTARIO STOCKER & FEEDER TRADE SPECIAL SPRING SALES

Stocker sale at **Denfield Livestock Exchange: April 10, 2021 – 502** Stockers

Steers	Price Range	Average	Top	Heifers	Price Range	Average	Top
1000+	154.00-167.00	160.23	167.00	900+	143.00-175.00	161.25	175.00
900-999	165.00-181.50	173.38	181.50	800-899	163.50-178.00	171.47	178.00
800-899	166.00-198.00	193.68	198.00	700-799	168.00-195.00	177.60	197.00
700-799	174.00-214.50	199.08	220.00	600-699	159.00-197.50	188.86	197.50
600-699	135.00-215.00	183.46	220.00	500-599	181.00-209.50	198.90	209.50
500-599	149.00-236.00	214.72	236.00	400-499	157.50-210.00	188.41	210.00
400-499	196.00-227.50	217.22	227.50				

Stocker sale at **Maple Hill Auctions Ltd, April 12, 2021 – 414** stockers

Steers	Price Range	Average	Top	Heifers	Price Range	Average	Top
900-999	171.75-177.25	173.88	177.25	900+	172.75-16 hd		
800-899	179.50-198.50	184.74	198.50	800-899	18.25-44 hd		
700-799	214.50-216.25	215.94	216.25	700-799	179.25-39 hd		
600-699	228.25-51 hd						

+

Stocker sale at: **Ontario Stockyards Inc: April 13, 2021 – 1,124** Stockers

Steers	Price Range	Average	Top	Heifers	Price Range	Average	Top
1000+	162.00-170.50	166.73	171.00	900+	120.00-160.00	134.29	160.00
900-999	166.50-181.00	175.20	186.00	800-899	141.00-173.00	154.47	180.00
800-899	187.50-201.00	192.93	210.00	700-799	163.00-188.00	174.57	188.00
700-799	202.00-221.50	212.37	226.00	600-699	179.00-206.00	194.31	212.00
600-699	217.50-250.00	235.39	261.00	500-599	178.00-226.00	193.87	246.00
500-599	240.00-268.00	256.92	268.00	400-499	190.00-242.50	219.27	242.50
400-499	236.00-264.00	258.60	266.00	300-399	140.00-222.50	194.64	222.50
399-	112.50-235.00	187.08	235.00				

Special All Vaccinated Sale! Calves sold at very strong prices. A run of primarily home-raised yearlings sold at sharply stronger pricing.

Stocker sale at: **Kawartha Lakes Community Sales Barn, April 14, 2021 – 785 Stockers**

Steers	Price Range	Average	Top	Heifers	Price Range	Average	Top
1000+	163.00-175.50	167.11	175.50	900+	139.00-161.50	150.72	161.50
900-999	167.00-186.75	177.37	186.75	800-899	119.00-170.50	161.81	170.50
800-899	140.00-201.00	175.28	201.00	700-799	160.00-196.00	171.40	196.00
700-799	162.50-222.00	203.75	223.00	600-699	170.00-198.00	187.96	213.00
600-699	211.00-241.50	229.78	244.00	500-599	163.00-242.50	194.95	242.50
500-599	220.00-257.00	243.83	257.50	400-499	185.00-240.00	209.45	240.00
400-499	242.00-289.50	268.32	289.50	300-399	85.00-239.00	217.59	239.00
399-	75.00-240.00	197.62	240.00				

A good offering of grass cattle sold actively at higher prices!

CATTLE EXPORTS-ONTARIO

Week ending Mar 27, 2021 Week ending Mar 20, 2021 Year to Date 2021

Total live slaughter cattle exported from Ontario to the U.S.	2,829	2,782	38,075
Steers & Heifers & Cows	2,734	2,688	36,332
Bulls	95	94	1,743

ALBERTA DIRECT TRADE

For the week ending April 15, 2021

Steers	Live FOB	N/T	Rail FOB	254.50-255.75
Heifers	Live FOB	151.00	Rail FOB	254.50-255.75

U.S. TRADE (U.S. funds)

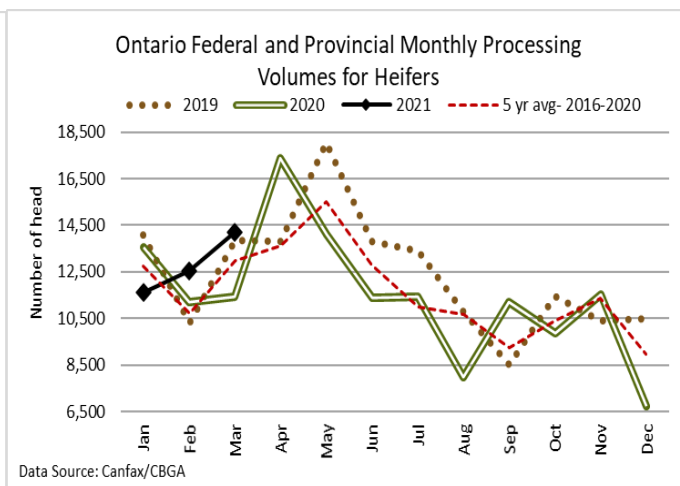
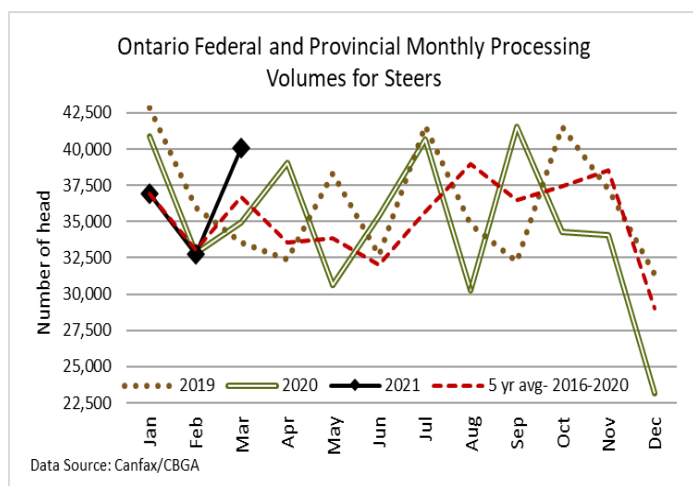
For the week ending April 15, 2021

Choice and Select Steers and Heifers:	Live	120.00-126.00
	Rail	192.00-196.00

QUEBEC ELECTRONIC AUCTION MARKET (F.O.B. THE FEEDLOT)

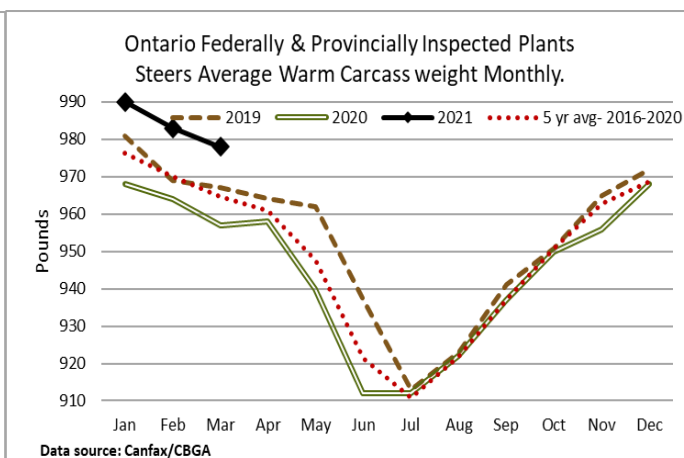
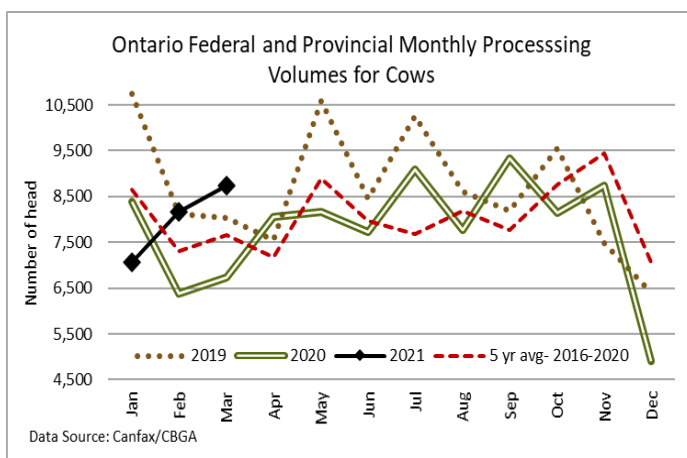
Price	242.25-243.75
Change from Last Week	+6.07

For the week ending April 15, 2021



FEDERALLY INSPECTED CANADIAN PROCESSING- Good Friday included this week

	Week Ending April 10, 2021	# of hd change from week ago	YTD	% Change (Week Ago)	% Change (Year Ago)
Grand Total	64,598	+17,835	853,471	+38%	+3%
Western Slaughter	50,890	+15,292	665,057	+43%	+2%
Eastern Slaughter	13,708	+2,543	188,414	+23%	+7%



AVERAGE CARCASS WEIGHTS – CANADA

	Steers	Heifers
April 10, 2021	918	861
April 3, 2021	948	856
April 4, 2020	912	844

USDA ESTIMATED CATTLE PROCESSING VOLUME

	Week Ending	Previous Week	Year Ago
	April 17, 2021		
Grand Total	640,000	641,000	486,000

U.S. BOXED BEEF CUT-OUT VALUES (U.S. funds)

	Choice 600-900	Select 600-900
Current Five Day Average	272.65	266.50

BEEF EXPORTS – CANADA

	United States	Change from last year YTD	Mexico	Change from last year YTD
Total	Jan 1- Feb 28/21		Jan 1- Feb 28/21	
	48,482 tonnes	+7% or +3,256 tonnes	4,158 tonnes	+39% or +1,168 tonnes
	Japan	Change from last year YTD	China	Change from last year YTD
Total	Jan 1- Feb 28/21		Jan 1- Feb 28/21	
	8,166 tonnes	+14% or +973 tonnes	2,451 tonnes	+84% or +1,120 tonnes

LIVE CATTLE – CANADA

IMPORTS			EXPORTS		
		Import % change from 2020 YTD			Export % change from 2020 YTD
	Jan 1- Feb 28/21			Jan 1- Apr 3/21	
Pure bred	159	-44%	Slaughter steers & heifers & cows	126,029	-7%
Non-pure bred	57,243	+29%	Feeder cattle & calves	18,264	-49%
			Bulls	7,065	-12%

BEEF PRODUCTION – CANADA

	Jan 1 – Apr 10/21	Last Year Same Time	% Change
Fed	295,498 tonnes	271,691 tonnes	+9%
Non-fed	44,143 tonnes	50,810 tonnes	-13%

BEEF IMPORTS – CANADA

	Jan 1 – Apr 10/21	Last Year Same Time	% Change
United States	27,544 tonnes	31,759 tonnes	-13%
Non-CUSMA	13,655 tonnes	13,327 tonnes	+2%
EU-28 (beef/veal total)	2,962 tonnes	3,769 tonnes	-21%
Total	46,482 tonnes	51,229 tonnes	-9%

CHICAGO MERCANTILE EXCHANGE

Closing quotes on futures today were as follows:

Live Cattle	Feeder Cattle	Corn	Soybeans	Canadian \$
Apr 120.85 -0.75	Apr 139.62 -0.42	May 5.854 -4.4	May 14.332 +15.0	Spot 79.98 +0.21
Jun 119.17 -0.47	May 143.72 -0.70	Jul 5.736 -3.0	Jul 14.224 +11.4	Jun 80.00 +0.23
Aug 119.15 -0.55	Aug 154.55 -1.05	Sep 5.294 -1.0	Aug 13.810 +8.4	Sep 80.01 +0.24
Oct 122.50 -0.87	Sep 156.20 -0.82	Dec 5.122 +0.0	Sep 13.112 +8.0	Dec 80.02 +0.24
Dec 126.22 -0.75	Oct 157.27 -0.52	Mar 5.190 -0.2	Nov 12.740 +5.0	Mar 80.03 +0.24
Feb 129.22 -0.55	Nov 157.82 -0.30	May 5.232 +0.0	Jan 12.732 +5.0	Jun 80.01 +0.24

Beef Farmers of Ontario, 130 Malcolm Road, Guelph, ON N1K 1B1 Phone: (519) 824-0334 Fax: (519) 824-9161 or email: markets@ontariobeef.com

ONTARIO STOCKER & FEEDER TRADE SPECIAL FALL SALES

Apr 19 7:00 pm	Maple Hill Auctions Ltd	Spring Stocker Sale
Apr 23 9:00 am	Keady Livestock Market	Spring Stocker Sale- Vaccinated & Non-vaccinated
Apr 24 8:00 am	Rainy River Cattlemens Sale	Stockers, Cows, Bulls, Protocol cattle at-1:00 pm
Apr 24 11:00 am	Denfield Livestock Exchange	Vaccinated Stocker Sale
Apr 28 1:00 pm	Vankleek Hill Livestock Exchange	Spring Stocker Sale
Apr 28 7:00 pm	Cargill Auction Market Inc	Stocker Sale-All Breeds
Apr 30 11:00 am	Keady Livestock Market	North Select Stocker Sale
May 1 10:00 am	Thessalon-Algonia Co-op Livestock Sale	Spring Stocker Sale
May 5 10:00 am	Kawartha Lakes Community Sales Barn	Peterborough/Victoria Counties Stocker Sale
May 6 10:00 am	Warton-Grey Bruce Livestock Co-op	Spring Stocker Sale
May 7 11:00 am	Community Livestock Exchange	Quinte Cattlemen's Stocker Sale
May 8 11:00 am	Denfield Livestock Exchange	Vaccinated Stocker Sale

Comments for the week ending April 15th

Larger receipts of 518 fed steers and heifers came to market this week at auctions, up 73 head from last week and 105 more than the same week last year. Fed steers sold from \$132.85-\$147.92 averaging \$142.75 up \$1.00 from last week on average, and \$4.62 stronger than year ago prices. Fed heifers sold from \$131.51-\$150.27 averaging \$143.30 up \$1.05 from last week and \$12.94 higher than this time last year. Auction markets reported trade as active on good demand with prices fully steady to \$2.00-\$3.00 cwt higher. The market ended the week up by \$4.00-\$5.00 cwt.

The Ontario railgrade prices this week were up by \$5.00 cwt with steers selling at \$245.00 dressed and heifers \$244.00-\$245.00, with delivery the week of April 26th to May 3rd. This week's average is up \$7.00 cwt from last years extremely limited trade, with one packer last year with no bid.

There were 2,413 cull/fed cows sold through auction markets this week up 378 head from last week but 655 fewer than the same week last year. Cows sold from \$61.83-\$87.18 averaging \$73.68 down \$0.32 from last week but \$18.42 higher than year ago prices. Auction markets reported trade as steady to stronger.

Much larger receipts of stocker and feeder cattle this week met a strong demand. 7,083 head sold through auction markets, up 4,157 from last week and 3,744 more than the same time last year. Auction markets reported calves as steady to very strong, while grass types were active at higher prices and at a premium. Yearlings/heavier cattle were noted as active with prices steady to sharply higher. Actual average prices this

week saw steers 400-500 lbs up \$20.80 from last week on average, 500-600 lbs up \$4.47, 600-700 lbs up \$10.34, 700-800 lbs up \$11.65, 800-900 lbs up 6.09, 900-1000 lbs down \$0.54 and steers 1000 lbs plus averaged \$0.02 easier than last week's weighted average prices. Heifers 400-500 lbs were up \$3.92 from last week on average, 500-600 lbs up \$6.26, 600-700 lbs up \$11.25, 700-800 lbs up \$4.84, 800-900 lbs up \$1.04 and heifers 900 lbs and over averaged \$7.55 higher than last week's weighted average prices. All weights and classes this week are selling stronger than year ago prices.

The Quebec electronic market on Wednesday sold from \$242.25-\$243.75 cwt dressed FOB, up \$6.07 from the previous week on average.

Alberta direct trade on Wednesday was reported by Canfax as light with sales from \$256.00-\$257.00 cwt delivered on a dressed basis up \$4.00-\$6.00 cwt from last week's prices. Thursday, trade was reported at \$258.00 cwt delivered which is steady to \$2.00 above Wednesday. Canfax reports: "Cattle that traded this week were being scheduled for the week of April 26th and May 3rd delivery. The way things are shaping up this will be an new annual price high for the fed market."

The U.S. cash cattle trade for the week ending April 9th was stronger with larger volumes traded. Business in the north was at a premium to the south. Trade in the south ranged from \$118.00-\$123.00 live while live deals in the north were from \$121.00-\$125.00, increasing as the week progressed. Dressed trade in the north ranged from \$192.00-\$196.00. Overall business for the week reported by the USDA Mandatory Price Report saw live sales ranging from \$118.00-\$125.00 with steers averaging \$122.01 up \$3.93 and heifers \$122.10 up \$4.58 from the previous week. On the rail trade for the week ranged from \$192.00-\$196.00 dressed, with steers averaging \$195.30 up \$5.94 and heifers \$195.53 up \$5.86 from the previous week's weighted average prices.

This week the market was extremely quiet to start, as rising grain prices put downward pressure on the cattle futures. A handful of trade on Wednesday in the south was noted at \$121.00 live, steady to slightly stronger than last week's southern business, but not enough traded to establish a market. At the online market on Wednesday and Thursday, there were 3,966 and 4,284 head on offer respectively. Not one animal sold online, with bids ranging from \$121.00-\$126.00 live, coming in under the reserve prices of \$122.00-\$128.00. Thursday trade was light in the south with deals noted from \$120.00-\$121.00 live, steady to \$1.00 stronger than last week. Moderate business in the north was from \$123.00-\$126.00, steady to \$3.00 cwt higher, and \$192.00-\$196.00, mainly \$196.00 dressed, steady to the top of last week's market and about \$1.00 higher on average. Asking prices are now reported at \$122.00 live in the south and \$198.00 dressed in the north. Bids are currently reported in the north at \$193.00-\$194.00 dressed but no trade has developed.