



Weekly Market Information Report for the week ending Thursday April 29, 2021

The following information is collected from various sources and disseminated by Beef Farmers of Ontario.

ONTARIO DIRECT TO PACKER RAILGRADE CATTLE TRADE

Prices are on a carcass weight basis before grade and weight discounts. Weekly Range:

A Grade Steers	246.00-248.00 (majority 248.00)
A Grade Heifers	247.00-248.00

ONTARIO LIVE CATTLE TRADE

Ontario auction sales this week saw weighted average price ranges for:

FED CATTLE	Volume	Price Range	Average	Top	Last Week Avg
Large Frame Steers +1250	195	141.26-151.25	146.75	176.00	143.03
Medium Frame Steers +1250	80	135.43-151.21	145.03	161.00	146.11
Large & Medium Frame Steers +1250	275	139.59-152.34	146.91	176.00	145.51
Large Frame Heifers +1000	151	132.64-149.42	142.77	167.00	145.71
Medium Frame Heifers +1000	173	129.49-149.92	143.52	165.00	146.56
Large & Medium Frame Heifers +1000	324	128.29-149.31	142.54	167.00	146.35
Fed steers, Dairy & Dairy Cross +1250	136	106.40-114.90	111.44	122.00	114.44
Fed heifers, Dairy & Dairy Cross +1000	129	85.34-124.23	103.57	142.50	99.26
Cows - All Weights	2,250	67.01-95.21	79.43	129.49	75.37
Bulls - All Weights	118	83.45-117.22	100.69	231.99	97.45

STOCKERS - Large and Medium Frame

STEERS	Volume	Price Range	Average	Top	Last Week Avg
1000+	802	153.09-170.60	161.36	174.00	166.46
900-999	516	162.01-179.59	171.68	188.00	177.56
800-899	771	163.11-191.58	182.22	208.50	188.13
700-799	931	157.46-212.82	193.21	232.00	202.55
600-699	788	179.21-231.09	208.40	246.00	216.66
500-599	586	193.99-250.57	228.22	269.00	226.03
400-499	210	195.78-257.26	233.29	266.00	228.58
-399	79	174.72-234.10	209.03	285.99	245.11

HEIFERS	Volume	Price Range	Average	Top	Last Week Avg
+900	510	136.65-161.90	149.88	172.50	147.36
800-899	428	147.57-168.95	158.42	189.99	153.19
700-799	701	141.95-180.83	165.31	200.00	167.17
600-699	1,034	151.03-219.08	182.09	239.00	177.41
500-599	570	158.57-210.53	189.33	235.00	186.85
400-499	274	157.60-218.67	193.90	238.00	189.90
300-399	75	155.35-197.73	180.42	250.00	168.98
-299	9	161.78-194.22	178.00	239.00	N/T

At Kawartha Lakes Community Sale Barn, April 24, 2021 – 40 fed cattle, 170 cows, 3 bulls, 33 veal, 15 stockers

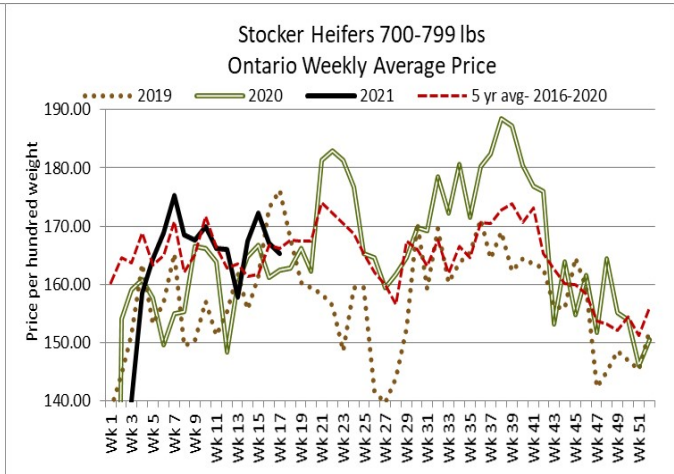
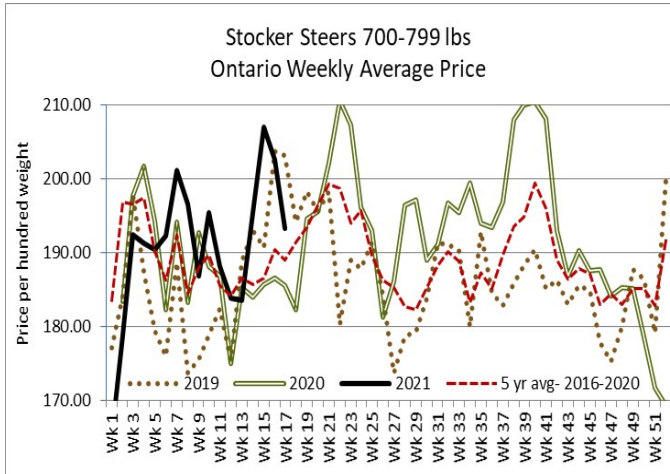
	Price Range	Avg.	Top
Large & Medium Frame Fed Steers 1250 lbs +	140.00-145.00	142.37	145.00
Large & Medium Frame Fed Heifers 1000 lbs +	123.00-145.50	140.55	145.50
Cows	75.00-93.00	81.35	96.00
Bulls over 1600 lbs	86.00-108.00	99.81	108.00
Veal 600 lbs +	110.00-145.00	118.04	145.00
Veal 125 lbs & under	125.00-315.00	195.77	315.00

Denfield Livestock Exchange Inc., April 20, 2021: 303 Fed Cattle, 44 Veal, 64 Cows, 1 Bull, 4 stockers

	Price Range	Average	Top
Large & Medium Frame Fed Steers +1250 lbs	146.00-154.00	150.75	176.00
Large & Medium Frame Fed Heifers +1000 lbs	125.00-151.25	143.31	167.00
Cows	64.50-93.50	748.03	100.00
Veal over 600 lbs	95.00-118.00	107.63	126.00

At Aylmer Stockyards Inc.: April 21, 2021 – 43 veal, 168 Cows, 62 fed cattle, 7 bulls

	Price Range	Average	Top
Fed Heifers, Dairy & Dairy Cross 1000 lbs +	79.00-138.50	103.29	138.50
Cows	51.00-95.99	80.00	95.99
Veal over 600 lbs	80.00-120.99	104.49	120.99



ONTARIO STOCKER & FEEDER TRADE

Stocker sale at Brussels Livestock: April 23, 2021 – 1,596 Stockers

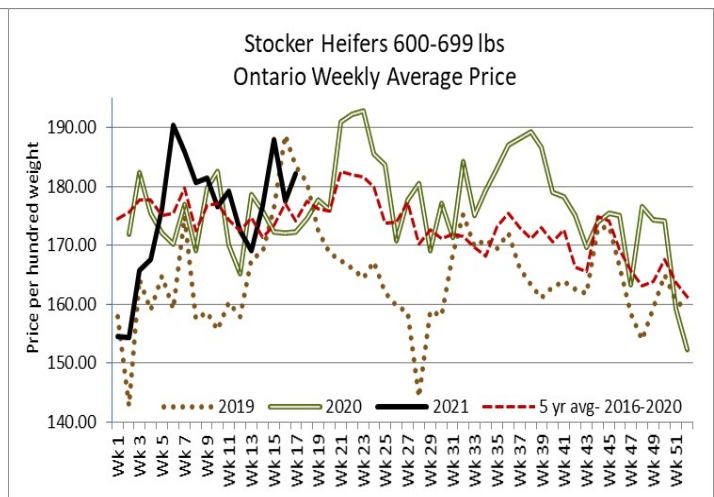
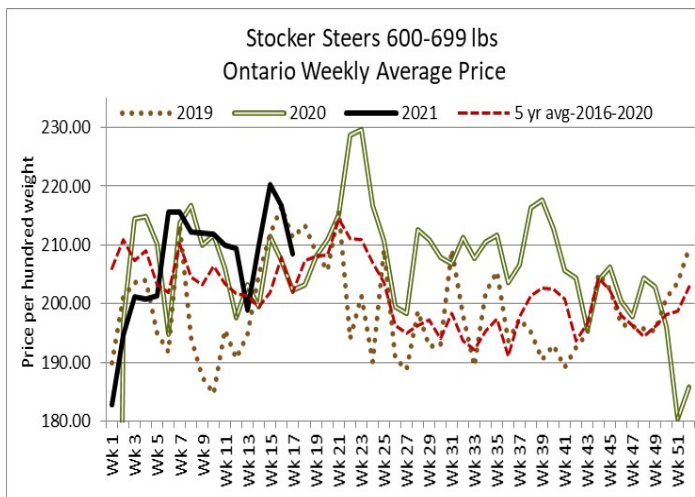
Steers	Price Range	Average	Top	Heifers	Price Range	Average	Top
1000+	152.00-166.75	160.41	171.00	900+	137.00-165.75	151.69	165.75
900-999	154.00-175.50	166.59	184.00	800-899	145.00-172.50	157.50	178.00
800-899	170.00-190.25	183.97	200.00	700-799	139.00-178.00	162.84	178.00
700-799	148.00-199.00	181.15	220.50	600-699	169.00-209.50	182.18	224.00
600-699	182.00-243.50	218.36	243.50	500-599	159.00-226.00	195.19	227.00
500-599	200.00-249.00	227.42	249.00	400-499	150.00-205.00	175.26	212.00
400-499	200.00-251.00	225.72	259.00	300-399	179.00-212.00	196.15	212.00
399-	90.00-195.00	155.83	202.00				

Stocker sale at: Community Livestock Exchange: April 27, 2021 – 101 Stockers

Steers	Price Range	Average	Top	Heifers	Price Range	Average	Top
600-699	130.00-214.99	180.69	214.99	600-699	138.99-189.50	175.89	189.50
500-599	200.00-256.99	232.90	256.99	500-599	117.50-216.00	200.49	216.00
400-499	250.00-264.00	256.99	264.00	400-499	170.99-227.99	214.99	227.99
399-				300-399	177.49-239.00	207.10	239.00

Stocker sale at: Keady Livestock Market: April 27, 2021 – 820 Stockers

Steers	Price Range	Average	Top	Heifers	Price Range	Average	Top
900-999	170.00-175.00	172.00	175.00	800-899	139.00-152.50	148.19	155.00
800-899	178.00-193.00	186.01	200.00	700-799	161.00-191.50	178.36	200.00
700-799	200.00-228.00	212.64	232.00	600-699	188.00-215.00	207.04	215.00
600-699	212.50-244.00	231.44	246.00	500-599	191.00-224.00	213.43	235.00
500-599	212.50-255.00	241.98	267.50	400-499	205.00-238.00	233.56	238.00
400-499	235.00-258.00	250.67	258.00	300-399	198.00-225.00	213.82	250.00
399	225.00-252.00	245.25	252.00				



Stocker sale at: **Renfrew Pontiac Livestock: April 27, 2021 – 256 Stockers**

Steers	Price Range	Average	Top	Heifers	Price Range	Average	Top
800-899	102.49-172.99	124.10	172.99	800-899	119.99-157.00	142.30	157.00
700-799	157.00-206.99	183.09	206.99	700-799	97.49-166.99	152.09	166.99
600-699	179.00-237.00	212.40	237.00	600-699	160.00-200.00	180.69	200.00
500-599	177.49-235.00	210.89	235.00	500-599	137.50-210.99	190.39	210.99
400-499	214.99-245.00	225.89	245.00	400-499	139.99-200.00	180.80	200.00

Stocker sale at **Aylmer Stockyards Inc, April 28, 2021 – 137 stockers**

Steers	Price Range	Average	Top	Heifers	Price Range	Average	Top
700-799	131.00-172.50	141.59	172.50	700-799	110.00-162.50	133.09	162.50
				600-699	109.00-200.00	159.89	200.00

Stocker sale at **Ontario Livestock Exchange, April 28, 2021 – 706 stockers**

Steers	Price Range	Average	Top	Heifers	Price Range	Average	Top
1000+	154.00-174.00	162.26	174.00	900+	147.00-158.50	153.36	158.50
900-999	167.00-183.00	172.73	183.00	800-899	151.00-157.00	154.33	157.00
800-899	163.00-2186.00	177.45	186.00				
700-799	171.00-209.00	190.83	209.00				

Stocker sale at **Vankleek Hill Livestock Exchange, April 28, 2021 – 185 stockers**

Steers	Price Range	Average	Top	Heifers	Price Range	Average	Top
800-899	118.00-190.00	152.61	190.00	700-799	120.00-168.00	136.17	168.00
700-799	130.00-190.00	159.40	190.00	600-699	122.00-186.00	145.59	186.00
600-699	162.00-236.00	195.12	236.00	500-599	142.00-214.00	171.62	214.00
500-599	140.00-254.00	215.74	254.00	400-499	148.00-210.00	173.71	210.00
400-499	196.00-260.00	226.80	260.00				

Stocker sale at **Ontario Livestock Exchange: April 29, 2021 – 370 Stockers**

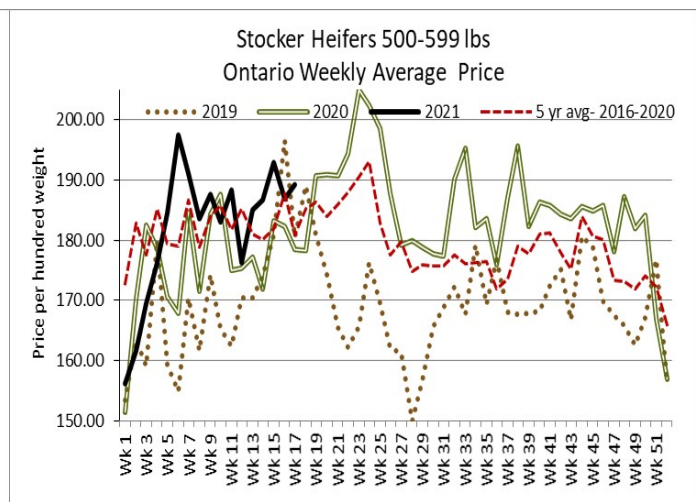
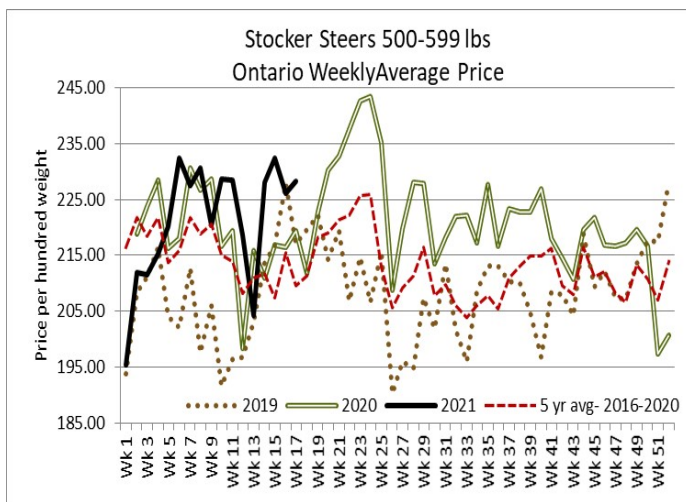
Steers	Price Range	Average	Top	Heifers	Price Range	Average	Top
1000+	139.00-140.00	139.90	142.50	900+	100.00-125.00	112.00	136.00
900-999	137.50-152.50	145.21	165.00	800-899	117.00-128.00	121.89	128.00
800-899	146.00-170.00	157.70	172.50	700-799	120.00-163.00	138.25	163.00
700-799	125.00-187.50	154.97	202.00	600-699	115.00-186.00	146.04	186.00
600-699	140.00-182.50	169.14	220.00	500-599	115.00-177.50	136.43	178.00
500-599	142.50-230.00	197.13	230.00	400-499	115.00-190.00	143.82	210.00
400-499	142.50-260.00	196.45	260.00				
399-	150.00-215.00	168.00	260.00				

Stocker sale at: **Ontario Stockyards Inc: April 29, 2021– 1,040** stockers

Steers	Price Range	Average	Top	Heifers	Price Range	Average	Top
1000+	116.00-152.00	138.25	152.00	900+	110.00-149.00	130.09	149.00
900-999	147.50-165.00	158.38	165.00	800-899	119.00-157.00	145.25	157.00
800-899	153.00-188.40	179.07	188.40	700-799	132.50-185.00	163.88	193.00
700-799	138.00-201.00	178.58	221.00	600-699	157.50-204.00	180.79	204.00
600-699	195.00-239.00	213.10	239.00	500-599	157.00-196.00	175.09	222.00
500-599	215.00-255.00	236.69	269.00	400-499	152.50-224.00	195.33	238.00
400-499	222.50-259.00	239.39	265.00	300-399	135.00-180.00	163.27	217.00
399-	190.00-260.00	229.20	275.00				

Stocker sale at: **Ottawa Livestock Exchange: April 29, 2021– 71** stockers

Steers	Price Range	Average	Top	Heifers	Price Range	Average	Top
500-599	226.00-238.00	231.71	238.00	600-699	142.00-180.00	165.14	180.00
400-499	196.00-264.00	247.23	264.00	500-599	158.00-198.00	171.78	198.00
				400-499	182.00-218.00	201.14	218.00



ONTARIO STOCKER & FEEDER TRADE SPECIAL SPRING SALES

Stocker sale at **Keady Livestock Market: April 23, 2021 – 712** Stockers

Steers	Price Range	Average	Top	Heifers	Price Range	Average	Top
1000+	155.00-173.00	166.13	173.00	900+	150.00-167.00	161.97	167.00
900-999	184.00-188.00	185.36	188.00	700-799	166.00-172.50	171.57	172.50
800-899	194.00-205.50	197.41	208.50	600-699	192.50-218.00	209.34	218.00
700-799	217.00-230.00	226.74	230.00	500-599	211.50-217.00	213.58	224.00
600-699	240.50-242.00	241.52	242.00				
500-599	249.50-258.00	252.13	263.00				

A strong sale with brisk demand for grass weight cattle.

Stocker sale at **Denfield Livestock Exchange: April 24, 2021 – 675** Stockers

Steers	Price Range	Average	Top	Heifers	Price Range	Average	Top
900-999	160.00-185.50	173.61	185.50	900+	157.50-172.50	164.54	172.50
800-899	167.00-184.00	174.71	184.00	800-899	168.00-178.00	173.09	178.00
700-799	183.00-201.00	192.10	212.00	700-799	160.00-180.00	170.24	180.00
600-699	184.00-221.00	205.33	235.00	600-699	178.00-205.00	190.36	205.00
500-599	226.00-244.00	234.80	248.00	500-599	185.00-216.00	201.81	227.00
400-499	161.00-265.00	244.58	266.00	400-499	159.00-235.00	215.77	235.00
399-	255.00-265.00	261.67	265.00				

Stocker sale at **Stratton - Rainy River Cattlemen's Sale: April 24, 2021 – 1,656** Stockers, **144** cows, **13** bulls

Steers	Price Range	Average	Top	Heifers	Price Range	Average	Top
900-999	119.99-179.00	164.70	179.00	900+	110.00-150.00	139.90	150.00
800-899	114.50-187.99	177.69	187.99	800-899	154.00-189.99	161.20	189.99
700-799	119.99-218.99	191.90	218.99	700-799	143.99-181.00	171.70	181.00
600-699	167.99-229.99	203.60	229.99	600-699	135.00-239.00	180.18	239.00
500-599	160.00-252.99	218.29	252.99	500-599	139.99-212.99	193.90	212.99
400-499	208.00-266.00	244.60	266.00	400-499	169.99-235.99	214.59	235.99
399-	200.00-285.99	258.59	285.99	300-399	150.00-245.00	218.19	245.00
Cows	76.00-129.49	95.29	129.49	Bulls, 1600 lbs +	108.00-119.99	112.90	119.99

Cows sold on a good demand at strong prices. Stockers sold actively with very light weight steers stronger than the Ontario average price, while steers over 500 lbs were barely steady to easier with quality considered. All classes of heifers were strong with prices averaging higher than the Ontario weekly average prices.

CATTLE EXPORTS-ONTARIO

Week ending Apr 10, 2021 Week ending Apr 3, 2021 Year to Date 2021

Total live slaughter cattle exported from Ontario to the U.S.	1,721	2,436	42,232
Steers & Heifers & Cows	1,653	2,329	40,314
Bulls	68	107	1,918

FEDERALLY INSPECTED CANADIAN PROCESSING

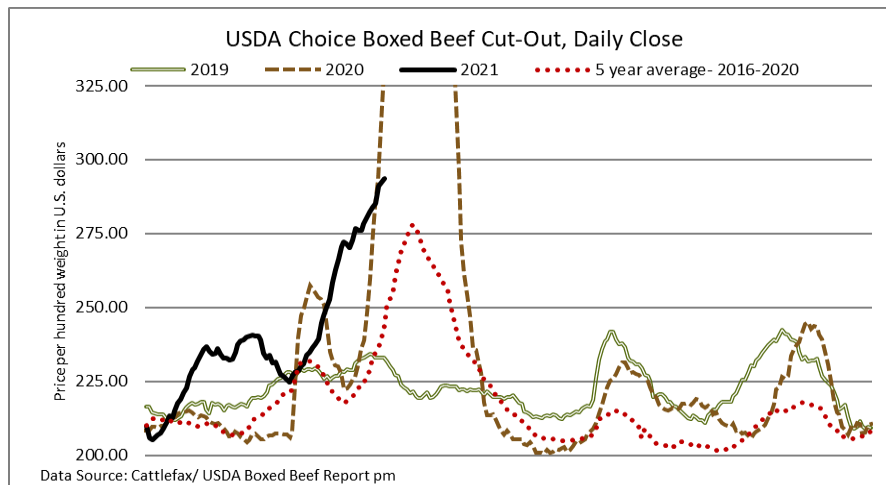
	Week Ending April 24, 2021	# of hd change from week ago	YTD	% Change (Week Ago)	% Change (Year Ago)
Grand Total	60,783	-4,889	979,926	-7%	+8%
Western Slaughter	47,161	-4,055	763,434	-8%	+9%
Eastern Slaughter	13,622	-834	216,492	-6%	+8%

AVERAGE CARCASS WEIGHTS – CANADA

	Steers	Heifers
April 24, 2021	922	860
April 17, 2021	943	860
April 18, 2020	905	833

USDA ESTIMATED CATTLE PROCESSING VOLUME

	Week Ending May 1, 2021	Previous Week	Year Ago
Grand Total	649,000	665,000	439,000



U.S. BOXED BEEF CUT-OUT VALUES (U.S. funds)

	Choice 600-900	Select 600-900
Current Five Day Average	289.27	276.96

BEEF EXPORTS – CANADA

	United States	<i>Change from last year YTD</i>	Mexico	<i>Change from last year YTD</i>
	<i>Jan 1- Feb 28/21</i>		<i>Jan 1- Feb 28/21</i>	
Total	48,482 tonnes	+7% or +3,256 tonnes	4,158 tonnes	+39% or +1,168 tonnes
	Japan	<i>Change from last year YTD</i>	China	<i>Change from last year YTD</i>
	<i>Jan 1- Feb 28/21</i>		<i>Jan 1- Feb 28/21</i>	
Total	8,166 tonnes	+14% or +973 tonnes	2,451 tonnes	+84% or +1,120 tonnes

LIVE CATTLE – CANADA

IMPORTS		<i>Import % change from 2020 YTD</i>	EXPORTS		<i>Export % change from 2020 YTD</i>
	<i>Jan 1- Feb 28/21</i>			<i>Jan 1- Apr 17/21</i>	
Pure bred	159	-44%	Slaughter steers & heifers & cows	145,956	-6%
Non-pure bred	57,243	+29%	Feeder cattle & calves	23,308	-48%
			Bulls	7,921	-16%

BEEF PRODUCTION – CANADA

	<i>Jan 1 – Apr 24/21</i>	<i>Last Year Same Time</i>	<i>% Change</i>
Fed	340,788 tonnes	277,449 tonnes	+15%
Non-fed	49,343 tonnes	54,856 tonnes	-10%

BEEF IMPORTS – CANADA

	<i>Jan 1 – Apr 24/21</i>	<i>Last Year Same Time</i>	<i>% Change</i>
United States	31,546 tonnes	36,613 tonnes	-14%
Non-CUSMA	15,315 tonnes	16,893 tonnes	-9%
EU-28 (beef/veal total)	3,672 tonnes	4,256 tonnes	-14%
Total	53,766 tonnes	60,547 tonnes	-11%

CHICAGO MERCANTILE EXCHANGE

Closing quotes on futures today were as follows:

Live Cattle		Feeder Cattle		Corn		Soybeans		Canadian \$	
Jun	116.57 +0.52	May	133.60 -2.25	May	7.400 +38.0	May	15.710 +28.4	Spot	81.42 -0.00
Aug	118.62 +1.22	Aug	146.75 -3.12	Jul	6.732 +25.0	Jul	15.342 +32.0	Jun	81.44 +0.00
Oct	122.90 +1.35	Sep	149.27 -2.35	Sep	5.922 +21.6	Aug	14.712 +28.0	Sep	81.45 +0.00
Dec	126.25 +1.27	Oct	151.30 -1.52	Dec	5.636 +17.4	Sep	13.812 +24.6	Dec	81.45 +0.00
Feb	129.10 +0.97	Nov	152.77 -1.00	Mar	5.684 +16.4	Nov	13.396 +21.0	Mar	81.46 +0.00
Apr	131.05 +0.80	Jan	151.47 -1.02	May	5.710 +15.0	Jan	13.384 +20.6	Jun	81.45 +0.00

Beef Farmers of Ontario, 130 Malcolm Road, Guelph, ON N1K 1B1 Phone: (519) 824-0334 Fax: (519) 824-9161 or email: markets@ontariobeef.com

ONTARIO STOCKER & FEEDER TRADE SPECIAL FALL SALES

May 1	10:00 am	Thessalon-Algoma Co-op Livestock Sale	Spring Stocker Sale
May 5	10:00 am	Kawartha Lakes Community Sales Barn	Peterborough/Victoria Counties Stocker Sale
May 6	10:00 am	Warton-Grey Bruce Livestock Co-op	Spring Stocker Sale
May 7	11:00 am	Community Livestock Exchange	Quinte Cattlemen's Stocker Sale
May 8	11:00 am	Denfield Livestock Exchange	Vaccinated Stocker Sale
May 11	11:00 am	Ontario Stockyards Inc	Special All Vaccinated Stocker Sale
May 12	10:00 am	Kawartha Lakes Community Sales Barn	Spring Stocker Sale
May 12	7:00 pm	Cargill Auction Market	Stocker Sale- All Breeds

Comments for the week ending April 29th

About steady volumes of fed steers and heifers sold through auction markets this week at 599 head, down 16 from last week and 24 fewer than the same time last year. Fed steers traded from \$139.59-\$152.34 averaging \$146.91 up \$1.40 from last week's weighted average price and \$9.15 stronger than year ago prices. Fed heifers sold from \$128.29-\$149.31, averaging \$142.54 down \$3.81 from last week but \$6.15 above last year at this time. Auction markets reported trade as active on good demand, with prices steady to firm, with one report as stronger.

The Ontario railgrade market this week saw active trade with steers from \$246.00-\$248.00 dressed which is steady to slightly easier, but majority of sales were steady at the \$248.00 cwt price. Heifers held fully steady with prices reported from \$247.00-\$248.00 dressed. Delivery of the cattle sold this week were for the weeks of May 10th to May 17th.

Volumes of fed/cull cows sold through auctions this week were generally steady to last week at 2,250 head, up just 23 from last week, but 213 more than last year at this time. Cows sold from \$67.01-\$95.21 averaging \$79.43 up \$4.06 from last week and \$15.61 stronger than this time last year. Auction markets reported trade as active with prices steady to stronger, with dairy breeds reported as higher, up by \$3.00-\$5.00 cwt. Beef breeds were noted as steady to stronger, up anywhere from \$4.00-\$10.00 cwt. Slightly larger volumes of beef cows were sold this week compared to last.

8,284 stocker and feeder cattle sold through auction markets this week, up 2,386 from last week and 3,534 more than last year at this time. Auction markets reported calves as active with grass calves fully steady to selling at premium, with fleshy calves selling under pressure. Yearlings were steady to easier, with heifers noted as fully steady while steers were easier. Actual average prices this week saw steers 400-500 lbs up \$4.71 from last week on average, 500-600 lbs up \$2.19, 600-700 lbs down \$8.26, 700-800 lbs down \$9.34, 800-900 lbs down \$5.91, 900-1000 lbs down \$5.88 and steers 1000 lbs and over averaged \$5.10 easier than last week's weighted average prices. Heifers from 300-400 lbs were up \$11.44 on average, 400-500 lbs heifers up \$4.00, 500-600 lbs up \$2.48, 600-700 lbs up \$4.68, 700-800 lbs down \$1.86, 800-900 lbs up \$5.23 and heifers 900 lbs and over averaged \$2.52 stronger than last year at this time.

The Quebec electronic market on Wednesday sold from \$252.75-\$253.75 cwt dressed FOB, up \$5.53 from the previous week on average.

Alberta direct trade continued to trend higher again this week with sales noted by Canfax from \$262.00-\$267.00 cwt delivered on a dressed basis. On a picked-up basis, sales were reported by Canfax from \$257.25-\$265.50 with steers averaging \$262.85 up \$3.96 and heifers \$263.94 up \$4.56 from last week's weighted average prices. Delivery of the cattle sold this week is for the weeks of May 10th to 17th. Canfax notes: "Competition on the cash market remains supportive with all three packers showing interest. A few more fed calves are starting to hit the market, there is little to no price difference between fed calves and yearlings."

The U.S. cash cattle trade for the week ending April 23rd was steady to \$1.00 easier on a live basis while dressed deals were down over \$3.00 cwt. The USDA Mandatory Price report listed sales for the week from \$118.00-\$124.00 live, the lower prices were noted in the south while the higher end was reported in the north. Live prices averaged \$121.36 down \$0.67 from the previous week, with heifers averaging \$120.95 down \$0.35. On the rail trade ranged from \$190.00-\$195.00 dressed, with steers averaging \$192.11 down \$3.43 while heifers averaged \$192.49 down \$3.35 from the previous week on average.

This week the US cash trade saw a few deals Tuesday with live sales from \$117.00-\$122.00, mainly \$119.00 down \$1.00 from last week, with a few dressed deals from \$189.00-\$190.00 dressed down \$2.00-\$3.00. Wednesday, light to moderate business in the south ranged from \$118.00-\$119.00 live down \$1.00-\$2.00 from last week's southern trade. Deals in the north were from \$119.00-\$120.00 live and \$188.00-\$195.00 dressed, mainly \$190.00-\$191.00 down \$1.00-\$2.00 from last week. Northern sales were reported for delivery the weeks of May 10th to 17th. With high feed costs sellers are not wanting to hold on to cattle for higher prices, leaving packers with ample supplies. Trade continued on Thursday with very limited numbers and prices steady to Wednesday. Today was fairly quiet with just a couple of sales at \$191.00 dressed in Nebraska, which is steady to the week's trade. A few clean up deals could continue today with asking prices at \$119.00-\$120.00 live in the south and \$192.00-\$193.00 dressed in the north, otherwise it appears the bulk of trade for the week has been completed.