



Weekly Market Information Report for the week ending Thursday May 6, 2021

The following information is collected from various sources and disseminated by Beef Farmers of Ontario.

ONTARIO DIRECT TO PACKER RAILGRADE CATTLE TRADE

Prices are on a carcass weight basis before grade and weight discounts. Weekly Range:

A Grade Steers	248.00-252.00
A Grade Heifers	247.00-252.00

ONTARIO LIVE CATTLE TRADE

Ontario auction sales this week saw weighted average price ranges for:

FED CATTLE	Volume	Price Range	Average	Top	Last Week Avg
Large Frame Steers +1250	154	136.83-155.06	148.53	167.00	146.75
Medium Frame Steers +1250	129	131.44-151.91	142.58	160.00	145.03
Large & Medium Frame Steers +1250	283	133.69-152.49	145.72	167.00	146.91
Large Frame Heifers +1000	183	136.85-149.78	145.97	156.75	142.77
Medium Frame Heifers +1000	170	128.08-149.07	141.93	173.00	143.52
Large & Medium Frame Heifers +1000	353	132.36-149.63	144.54	173.00	142.54
Fed steers, Dairy & Dairy Cross +1250	63	105.43-119.43	115.10	125.00	111.44
Fed heifers, Dairy & Dairy Cross +1000	93	82.08-108.95	94.67	114.50	103.57
Cows - All Weights	2,300	66.24-89.95	77.20	127.50	79.43
Bulls - All Weights	129	89.87-111.83	102.63	150.00	100.69

STOCKERS - Large and Medium Frame

STEERS	Volume	Price Range	Average	Top	Last Week Avg
1000+	803	153.03-167.75	160.96	173.00	161.36
900-999	549	157.89-177.10	167.62	189.75	171.68
800-899	810	167.29-193.31	183.56	209.75	182.22
700-799	879	189.71-220.74	206.24	239.25	193.21
600-699	818	188.91-236.86	216.13	252.00	208.40
500-599	370	203.91-252.66	232.16	272.00	228.22
400-499	184	201.02-252.24	230.55	280.00	233.29
-399	41	173.52-274.07	230.73	460.00	209.03

HEIFERS	Volume	Price Range	Average	Top	Last Week Avg
+900	593	134.88-155.53	146.46	180.00	149.88
800-899	420	142.99-168.87	157.38	194.00	158.42
700-799	685	151.08-180.63	170.07	200.00	165.31
600-699	879	171.15-205.45	188.18	221.00	182.09
500-599	427	158.90-211.58	191.55	230.00	189.33
400-499	202	155.26-214.46	185.70	245.00	193.90
300-399	38	142.47-189.97	165.46	265.00	180.42
-299	6	151.67-166.00	158.83	220.00	178.00

At **Kawartha Lakes Community Sale Barn, May 1, 2021** – 6 fed cattle, 174 cows, 8 bulls, 45 veal, 35 stockers

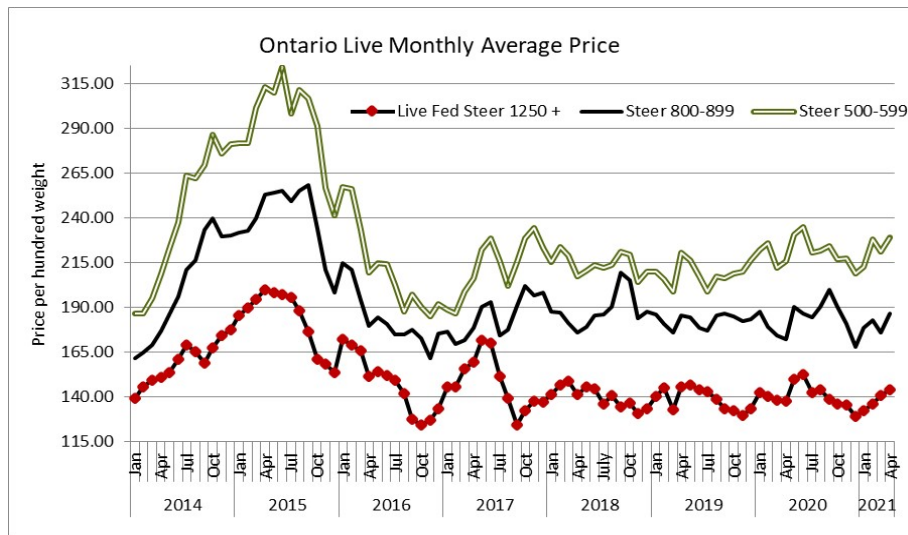
	Price Range	Avg.	Top
Cows	73.00-95.00	80.98	127.50
Bulls under 1600 lbs	82.00-106.00	94.60	106.00
Bulls over 1600 lbs	103.00-118.00	109.01	118.00
Veal 600 lbs +	100.00-115.00	107.57	175.00
Veal 125 lbs & under	100.00-260.00	167.58	260.00

Denfield Livestock Exchange Inc., April 20, 2021: 288 Fed Cattle, 39 Veal, 107 Cows, 4 Bulls

	Price Range	Average	Top
Large & Medium Frame Fed Steers +1250 lbs	143.00-154.50	150.28	167.00
Large & Medium Frame Fed Heifers +1000 lbs	145.25-154.00	150.84	173.00
Cows	66.00-84.00	75.59	104.00
Veal over 600 lbs	99.00-115.00	107.13	121.00

At Aylmer Stockyards Inc.: May 5, 2021 – 58 veal, 182 Cows, 59 fed cattle, 4 bulls, 17 stockers

	Price Range	Average	Top
Large & Medium Frame Fed Heifers 1000 lbs +	95.99-141.50	125.09	141.50
Fed Heifers, Dairy & Dairy Cross 1000 lbs +	75.00-114.50	97.59	114.50
Cows	55.00-100.00	77.60	113.99
Veal over 600 lbs	79.00-123.99	104.60	123.99



ONTARIO STOCKER & FEEDER TRADE

Stocker sale at Brussels Livestock: April 30, 2021 – 1,839 Stockers

Steers	Price Range	Average	Top	Heifers	Price Range	Average	Top
1000+	154.50-169.00	163.09	169.00	900+	137.00-158.25	149.20	160.25
900-999	162.50-177.75	169.61	180.00	800-899	147.50-172.25	161.33	172.25
800-899	169.50-187.25	179.88	195.00	700-799	139.00-175.25	165.03	175.25
700-799	177.50-205.00	192.45	205.00	600-699	165.00-202.00	181.03	202.00
600-699	145.00-232.00	207.38	232.00	500-599	141.00-204.00	185.48	204.00
500-599	205.00-253.00	233.56	253.00	400-499	140.00-209.00	176.79	229.00
400-499	160.00-257.00	207.56	271.00	300-399	115.00-180.00	146.70	180.00
399-	150.00-269.00	214.94	274.00				

Stocker sale at: Community Livestock Exchange: May 4, 2021 – 186 Stockers

Steers	Price Range	Average	Top	Heifers	Price Range	Average	Top
700-799	122.99-192.99	163.79	192.99	600-699	122.50-187.00	150.60	187.00
600-699	112.00-220.00	159.69	229.99	500-599	119.99-204.00	170.59	204.00
500-599	132.49-239.99	195.30	139.99	400-499	110.00-210.00	164.39	210.00
400-499	144.99-270.00	227.49	270.00				

Stocker sale at: **Keady Livestock Market: May 4, 2021 – 1,097** Stockers

Steers	Price Range	Average	Top	Heifers	Price Range	Average	Top
1000+	155.50-162.50	158.52	162.50	900+	148.00-154.00	152.59	154.00
900-999	165.50-189.75	180.53	189.75	800-899	144.00-158.00	153.44	169.00
800-899	180.00-198.50	192.67	204.00	700-799	162.50-194.00	181.24	194.00
700-799	197.00-227.00	215.00	227.00	600-699	180.00-214.50	196.97	220.00
600-699	224.00-252.00	236.44	252.00	500-599	205.00-224.50	216.44	230.00
500-599	250.00-272.00	260.87	272.00	400-499	217.50-245.00	232.00	245.0
400-499	250.00-260.00	257.82	280.00	300-399	235.00-265.00	250.00	265.00
399	207.50-275.00	241.25	275.00				

Stocker sale at: **Renfrew Pontiac Livestock: May 4, 2021 – 353** Stockers

Steers	Price Range	Average	Top	Heifers	Price Range	Average	Top
900-999	139.99-162.99	155.60	162.99	900+	113.99-157.00	135.89	157.00
800-899	119.99-179.00	163.90	179.00	800-899	120.99-169.99	163.10	169.99
700-799	125.00-204.00	190.50	204.00	700-799	139.99-189.50	182.60	189.50
600-699	150.00-234.50	209.60	234.50	600-699	161.00-197.99	190.50	197.99
500-599	139.99-247.00	217.60	247.00	500-599	169.99-220.99	208.09	220.99
400-499	194.99-250.00	232.60	250.00	400-499	169.99-216.99	199.30	216.99

Stocker sale at **Ontario Livestock Exchange, May 5, 2021 – 833** stockers

Steers	Price Range	Average	Top	Heifers	Price Range	Average	Top
1000+	155.50-169.50	162.56	169.50	900+	131.00-147.00	139.12	147.00
900-999	158.00-175.00	164.77	175.00	800-899	145.00-151.00	147.38	151.00
800-899	152.00-178.50	168.54	178.50	700-799	154.00-161.00	158.38	161.00
700-799	176.00-191.00	183.20	191.00				
600-699	163.00-202.00	186.76	202.00				

Stocker sale at **Ontario Livestock Exchange: May 6, 2021 – 405** Stockers

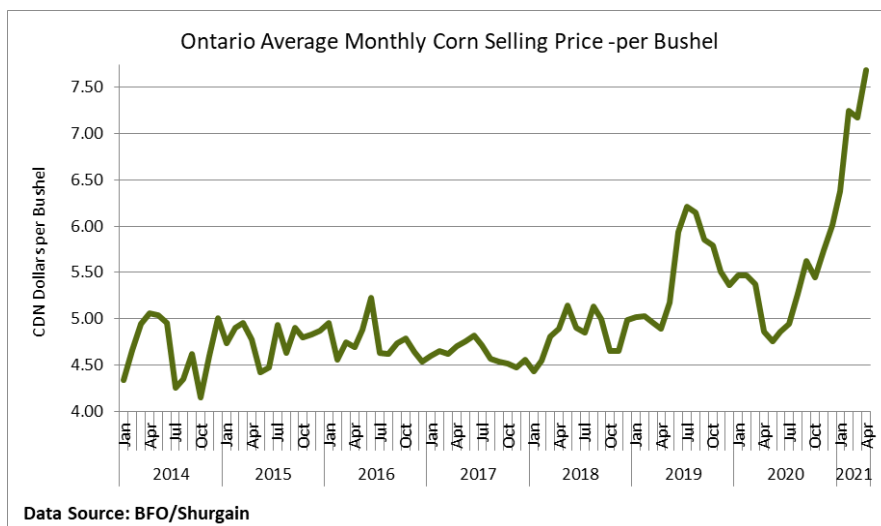
Steers	Price Range	Average	Top	Heifers	Price Range	Average	Top
900-999	127.50-159.0	148.75	159.00	900+	107.50-129.00	120.80	129.00
800-899	90.00-137.50	118.54	142.50	800-899	102.50-135.00	119.29	152.00
700-799	112.50-200.00	157.11	210.00	700-799	115.00-151.00	131.43	151.00
600-699	135.00-228.00	188.05	228.00	600-699	117.50-190.00	158.41	190.00
500-599	140.00-207.50	160.18	220.00	500-599	120.00-200.00	160.00	200.00
400-499	142.50-215.00	183.91	215.00	400-499	135.00-223.00	182.83	223.00
399-	165.00-210.00	190.00	210.00				

Stocker sale at: **Ontario Stockyards Inc: May 6, 2021– 744** stockers

Steers	Price Range	Average	Top	Heifers	Price Range	Average	Top
1000+	117.00-150.00	141.75	159.00	900+	146.00-149.00	146.27	149.00
900-999	142.50-164.50	155.56	164.50	800-899	126.00-151.00	137.43	164.00
800-899	150.00-183.00	164.92	184.50	700-799	130.00-170.00	153.66	175.00
700-799	165.00-192.00	181.02	200.00	600-699	158.00-193.50	176.47	205.00
600-699	187.50-227.00	208.73	245.00	500-599	157.50-212.00	184.10	216.00
500-599	195.00-246.00	226.77	259.00	400-499	164.00-223.00	193.08	240.00
400-499	235.00-260.00	248.99	276.00	300-399	150.00-202.50	177.87	215.00
399-	150.00-272.50	228.43	272.50				

Stocker sale at: **Ottawa Livestock Exchange: May 6, 2021– 69** stockers

Steers	Price Range	Average	Top	Heifers	Price Range	Average	Top
600-699	174.00-194.00	185.56	194.00	600-699	140.00-170.00	159.25	174.00
500-599	166.00-234.00	212.00	234.00	500-599	150.00-208.00	178.29	208.00
400-499	182.00-236.00	215.00	236.00				



ONTARIO STOCKER & FEEDER TRADE SPECIAL SPRING SALES

Stocker sale at **Keady Livestock Market: April 30, 2021 – 1,180** Stockers

Steers	Price Range	Average	Top	Heifers	Price Range	Average	Top
900-999	178.00-187.50	182.53	187.50	800-899	177.00-194.00	185.46	194.00
800-899	190.00-209.75	202.54	209.75	700-799	190.00-200.00	195.37	200.00
700-799	219.00-239.25	227.37	239.25	600-699	199.00-221.00	207.12	221.00
600-699	229.00-252.00	239.74	252.00	500-599	208.00-212.00	211.20	216.00
500-599	247.00-257.50	249.88	260.00	400-499	205.00-217.00	208.86	227.00

Northern Select Stocker Sale- Grass cattle sold \$5.00-\$10.00 cwt higher on a good quality offering.

Stocker sale at: **Thessalon- Algoma Cooperative Livestock Sales: May 1, 2021 – 200** Stockers

Steers	Price Range	Heifers	Price Range
800-899	174.00-186.00	700-799	167.00-175.00
700-799	192.00-213.00	600-699	155.00-186.00
600-699	167.00-225.00	500-599	160.00-188.00
500-599	178.00-210.00	400-499	142.00-212.00
400-499	190.00-208.00		

All classes of cattle sold steady.

Stocker sale at **Kawartha Lakes Community Sale Barn, May 5, 2021- 840** stockers

Steers	Price Range	Average	Top	Heifers	Price Range	Average	Top
1000+	118.00-159.50	145.89	159.50	900+	132.50-179.50	159.05	179.50
900-999	137.50-172.00	153.84	172.00	800-899	131.00-184.00	150.56	184.00
800-899	136.00-192.50	172.93	192.50	700-799	157.00-188.50	172.96	189.50
700-799	177.00-218.00	196.70	224.00	600-699	158.00-199.50	180.09	210.00
600-699	207.00-232.00	215.03	237.00	500-599	147.50-219.00	194.56	224.00
500-599	228.00-266.00	244.84	266.00	400-499	155.00-206.00	176.46	206.00
400-499	240.00-277.00	259.53	277.00				

Peterborough Cattlemen's & Victoria Beef Farmers special stocker sale. A good offering of grass cattle sold actively on a good demand. Heavy cattle traded more selectively due to higher feed costs.

Stocker sale at: **Warton, Grey Bruce Livestock Cooperative Sale, May 6, 2021 – 383** Stockers

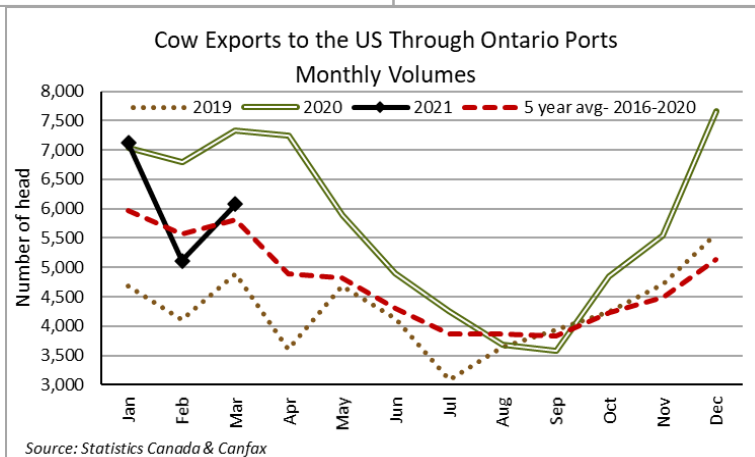
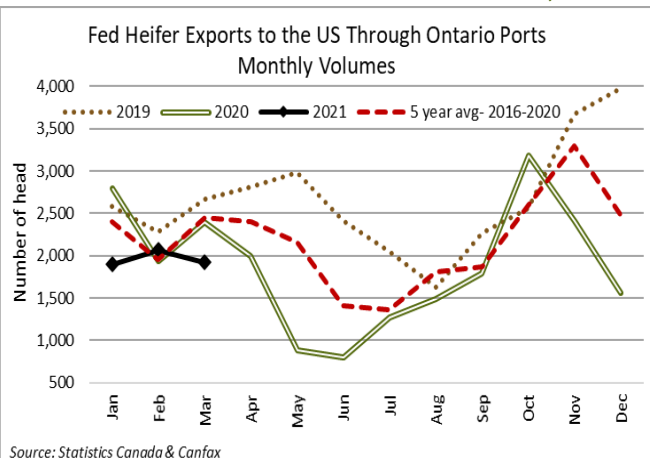
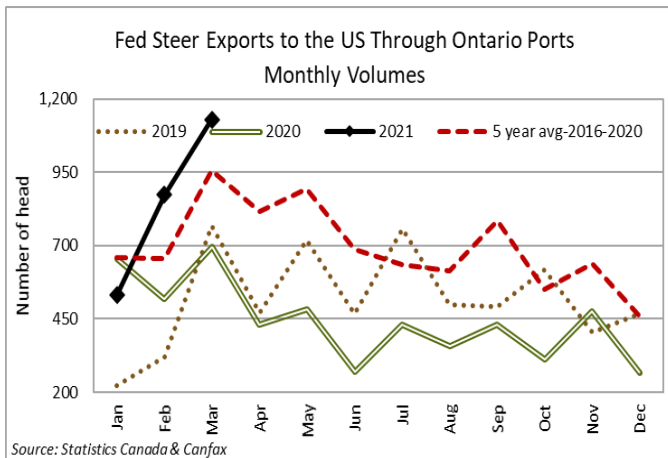
Steers	Price Range	Heifers	Price Range	GO Heifers	Price Range
942 lb	167.75	700-800	186.50-198.50	890 lb	140.00
800-900	173.50-196.25	600-700	178.00-201.50	700-800	158.00-194.25
700-800	185.00-214.75	500-600	205.50-213.00	600-700	175.00-208.50
600-700	212.50-248.00			500-600	206.50-219.00
500-600	229.00-246.50			400-500	192.00-208.00
300-500	202.00-220.00				

Top quality grass cattle, sold at prices on par with current market trends.

CATTLE EXPORTS-ONTARIO

Week ending Apr 17, 2021 Week ending Apr 10, 2021 Year to Date 2021

Total live slaughter cattle exported from Ontario to the U.S.	2,802	1,721	45,034
Steers & Heifers & Cows	2,742	1,653	43,056
Bulls	60	68	1,978



QUEBEC ELECTRONIC AUCTION MARKET (F.O.B. THE FEEDLOT)

	Price	Change from Last Week
For the week ending May 6, 2021	253.00-254.25	+0.36

ALBERTA DIRECT TRADE

Alberta's direct trade:

Steers	Live FOB	N/T		Rail FOB	262.00-273.50
Heifers	Live FOB	N/T		Rail FOB	262.00-273.50

U.S. TRADE (U.S. funds)

The U.S. cash cattle trade:

Choice and Select Steers and Heifers:	Live	117.50-120.00
	Rail	187.00-192.00

FEDERALLY INSPECTED CANADIAN PROCESSING

	Week Ending April 24, 2021	# of hd change from week ago	YTD	% Change (Week Ago)	% Change (Year Ago)
Grand Total	63,953	+3,170	1,043,879	+5	+13%
Western Slaughter	50,352	+3,191	813,786	+7%	+14%
Eastern Slaughter	13,601	-21	230,093	-0%	+8%

AVERAGE CARCASS WEIGHTS – CANADA

	Steers	Heifers
May 1, 2021	925	854
April 24, 2021	922	860
April 25, 2020	924	850

USDA ESTIMATED CATTLE PROCESSING VOLUME

	Week Ending May 8, 2021	Previous Week	Year Ago
Grand Total	638,000	649,000	476,000

U.S. BOXED BEEF CUT-OUT VALUES (U.S. funds)

	Choice 600-900	Select 600-900
Current Five Day Average	301.63	285.26

BEEF EXPORTS – CANADA

	United States Jan 1- Mar 30/21	Change from last year YTD	Mexico Jan 1- Mar 30/21	Change from last year YTD
Total	75,556 tonnes	+7% or +4,639 tonnes	5,865 tonnes	+54% or +2,054 tonnes
	Japan Jan 1- Mar 30/21	Change from last year YTD	China Jan 1- Mar 30/21	Change from last year YTD
Total	12,127 tonnes	+11% or +1,192 tonnes	3,740 tonnes	+46% or +1,174 tonnes

LIVE CATTLE – CANADA

IMPORTS		Import % change from 2020 YTD	EXPORTS		Export % change from 2020 YTD
Jan 1- Mar 30/21			Jan 1- Apr 24/21		
Pure bred	3,512	+390%	Slaughter steers & heifers & cows	154,717	-6%
Non-pure bred	98,388	+76%	Feeder cattle & calves	26,354	-47%
			Bulls	8,769	-15%

BEEF PRODUCTION – CANADA

	Jan 1 – May 1/21	Last Year Same Time	% Change
Fed	363,347 tonnes	305,676 tonnes	+19%
Non-fed	52,116 tonnes	56,127 tonnes	-7%

BEEF IMPORTS – CANADA

	Jan 1 – May 1/21	Last Year Same Time	% Change
United States	33,749 tonnes	39,785 tonnes	-15%
Non-CUSMA	15,678 tonnes	18,072 tonnes	-13%
EU-28 (beef/veal total)	3,842 tonnes	4,446 tonnes	-14%
Total	56,905 tonnes	65,318 tonnes	-13%

CHICAGO MERCANTILE EXCHANGE

Closing quotes on futures today were as follows:

Live Cattle		Feeder Cattle		Corn		Soybeans		Canadian \$	
Jun	116.02 +0.55	May	131.72 +1.25	May	7.726 +13.2	May	16.210 +15.4	Spot	82.36 +0.29
Aug	118.85 +0.37	Aug	144.27 +0.87	Jul	7.322 +13.4	Jul	15.896 +20.2	Jun	82.37 +0.28
Oct	123.45 -0.02	Sep	146.05 +0.50	Sep	6.546 +9.2	Aug	15.374 +21.6	Sep	82.37 +0.28
Dec	127.45 +0.00	Oct	147.75 +0.27	Dec	6.364 +11.0	Sep	14.684 +25.0	Dec	82.38 +0.28
Feb	130.70 +0.10	Nov	149.40 +0.37	Mar	6.400 +11.6	Nov	14.334 +24.4	Mar	82.40 +0.29
Apr	132.90 +0.00	Jan	148.70 +0.00	May	6.396 +12.0	Jan	14.304 +24.4	Jun	82.37 +0.28

Beef Farmers of Ontario, 130 Malcolm Road, Guelph, ON N1K 1B1 Phone: (519) 824-0334 Fax: (519) 824-9161 or email: markets@ontariobeef.com

OBCFPP LICENCE CHANGES

Now Licenced: Livestock Dealer

002453766 Ontario Ltd., O/A 33 Mile Cattle Corp., 623 Sports Drive, Box 640, Brussels, On NOG 1H0

No Longer Licenced: Livestock Dealer

Pallister Farms Livestock Ltd. 152577 Southgate Sideroad 15, Dundalk, ON NOC 1B0

ONTARIO STOCKER & FEEDER TRADE SPECIAL FALL SALES

May 8	11:00 am	Denfield Livestock Exchange	Vaccinated Stocker Sale
May 11	11:00 am	Ontario Stockyards Inc	Special All Vaccinated Stocker Sale
May 12	10:00 am	Kawartha Lakes Community Sales Barn	Spring Stocker Sale
May 12	7:00 pm	Cargill Auction Market	Stocker Sale- All Breeds
Maty 19	10:00 am	Kawartha Lakes Community Sales Barn	Spring Stocker Sale
May 26	1:00 pm	Vankleek Hill Livestock Exchange	Special Stocker Sale
May 26	7:00 pm	Cargill Auction Market	Stocker Sale- All Breeds
May 26	7:00 pm	Kawartha Lakes Community Sales Barn	Bred Cows Sale
May 27	11:00 am	Ontario Stockyards Inc	Special All Vaccinated Stocker Sale

Comments for the week ending April 29th

Slightly higher receipts of fed steers and heifers sold through auction markets this week at 636 head, up 37 from last week and 103 more than the same time last year. Auction markets reported a good demand this week with active trading and prices steady to firm, with two markets noting slightly higher prices. Actual average prices for fed steers this week ranged from \$133.69-\$152.49 averaging \$145.72 down \$1.19 from last week's weighted average price, but \$6.28 stronger than last year at this time. Fed heifers traded from \$132.36-\$149.63 averaging \$144.54 up \$2.00 from last week and \$8.85 above year ago prices.

Ontario railgrade prices this week started out the previous Friday on limited volume at \$248.00 dressed for steers and \$247.00-\$248.00 for heifers, which was steady. By Monday of this week prices improved to \$252.00 cwt dressed for steers and \$251.00-\$252.00 for heifers, mainly \$252.00 with delivery the weeks of May 17th to 24th. This week's average price is up \$3.00 cwt from the week before and \$13.00 stronger than last year at this time, which had extremely limited trade.

Fed/cull cow volumes have been about steady the last three weeks with this week reporting 2,300 head sold through auction markets, up 50 from last week and 5 more than the same time last year. This week the volume of beef cows sold was up a touch from last week. Cows sold from \$66.24-\$89.95 this week averaging \$77.20 down \$2.23 from last week but \$13.79 stronger than last year at this time. Auction markets reported trade as active with prices steady to slightly easier to start. As the week progressed, trade was steady to slightly stronger.

Federally inspected processing volumes for Ontario as of May 1, 2021 are at 206,009 head, up 5.9% from 2020 but 2.3% below May 1, 2019. At provincially inspected plants, processing volumes as of March 31, 2021 are at 20,688 head, up 23% from 2020 and 34% more than March 31, 2019. Carcass weights have been large with average weights in January 2021 at 990 lbs, but were down to 973 lbs by April 2021. Although weights have declined month by month in 2021, they are still 10-20 lbs above 2020, 2019 and the five-year average.

Slightly lower volumes of stocker and feeder cattle sold through auction markets this week at 7,704 head, down 580 from last week but 419 more than this time last year. Auction markets reported light weights as steady to strong. Grass cattle were noted as selling on a good demand with prices starting out stronger to \$5.00-\$10.00 cwt, but as the week progressed trade was steady to fully steady. Fleshy and medium quality cattle were under pressure. Heavier cattle started out steady, but were noted as under pressure at easier prices, due to higher feed costs. Actual average prices this week saw steers 400-500 lbs down \$2.74 from last week, 500-600 lbs up \$3.94, 600-700 lbs up \$7.73, 700-800 lbs up \$13.03, 800-900 lbs up \$1.34, 900-1000 lbs down \$4.06 and steers 1000 lbs and over averaged \$0.40 lower than last week's weighted average prices. Heifers from 300-400 lbs were down \$14.96 on average on very light receipts. Heifers 400-500 lbs were down \$8.20, 500-600 lbs up \$2.22, 600-700 lbs up \$6.09, 700-800 lbs up \$4.76, 800-900 lbs down \$1.04 and heifers 900 lbs and over averaged \$3.42 easier than last week on average.

The Quebec electronic market on Wednesday sold from \$253.00-\$254.25 cwt dressed FOB, up \$0.36 from the previous week on average.

Alberta direct trade on Wednesday was reported by Canfax as light at \$265.00 delivered on a dressed basis, which is steady to last week's trade. Thursday Canfax reported trade from \$270.00-\$275.00 delivered on a dressed basis, up around \$6.00 cwt on average. Canfax reports: "Competition between the packers was slow to develop but did occur. Cattle that trade this week were being scheduled for the second half of May delivery. Sale volumes were not huge but this week's cash offering has been cleaned up." On a picked up basis, steers averaged \$269.33 up \$6.48 while heifers averaged \$269.92 up \$5.98 from last week's weighted average prices.

The U.S. cash cattle trade for the week ending April 30th was slightly lower. Business in the south ranged from \$118.00-\$119.00 live down around \$1.00 cwt, while sales in the north were from \$119.00-\$120.00 live down around \$2.00. Deals in the north on a dressed basis ranged from \$188.00-\$195.00, mainly \$190.00-\$191.00 down \$1.00-\$2.00. Overall results posted by the USDA Mandatory Price Report saw live steers averaging \$118.89 down \$2.47 with heifers averaging \$119.25 down \$1.70. On the rail steers averaged \$190.44 down \$1.67 with heifers at \$190.87 down \$1.62.

This week the US cash trade was light to moderate on Tuesday with business from \$117.00-\$120.00 live, mainly \$118.00-\$119.00 which is steady to \$1.00 stronger than last week's southern deals however the north is no longer at a premium to the south. In the north trade ranged from \$187.00-\$192.00 dressed, mainly \$190.00 which is about steady to last week's trade. At the Central Stockyards online auction Wednesday, there were 2,153 head on offer in 14 lots. Seven lots sold from \$117.75-\$119.00 live which is steady to last week's online trade. One lot was scratched, with the remaining five lots not meeting the reserve bids from \$118.00-\$120.00 live. On the cash market Wednesday and Thursday, a light trade was reported with prices steady to early week trade. Some scattered deals are still possible with asking prices sitting at \$119.00 live in the south and \$192.00 dressed in the north. Any additional trade is expected to be steady to the week's market, but the bulk of this week's business has been completed.