



Weekly Market Information Report for the week ending Thursday May 13, 2021

The following information is collected from various sources and disseminated by Beef Farmers of Ontario.

ONTARIO DIRECT TO PACKER RAILGRADE CATTLE TRADE

Prices are on a carcass weight basis before grade and weight discounts. Weekly Range:

A Grade Steers	252.00
A Grade Heifers	251.00-252.00

ONTARIO LIVE CATTLE TRADE

Ontario auction sales this week saw weighted average price ranges for:

FED CATTLE	Volume	Price Range	Average	Top	Last Week Avg
Large Frame Steers +1250	111	136.85-153.48	147.09	158.50	148.53
Medium Frame Steers +1250	61	131.88-148.48	144.06	152.50	142.58
Large & Medium Frame Steers +1250	172	138.54-153.26	147.25	158.50	145.72
Large Frame Heifers +1000	139	141.16-151.48	147.95	157.25	145.97
Medium Frame Heifers +1000	231	139.80-152.53	146.83	173.00	141.93
Large & Medium Frame Heifers +1000	370	137.46-151.21	146.86	173.00	144.54
Fed steers, Dairy & Dairy Cross +1250	83	100.49-117.01	111.29	133.00	115.10
Fed heifers, Dairy & Dairy Cross +1000	71	87.82-106.54	97.92	115.50	94.67
Cows - All Weights	1,938	65.71-93.30	77.89	118.00	77.20
Bulls - All Weights	106	80.12-105.49	94.26	143.99	102.63

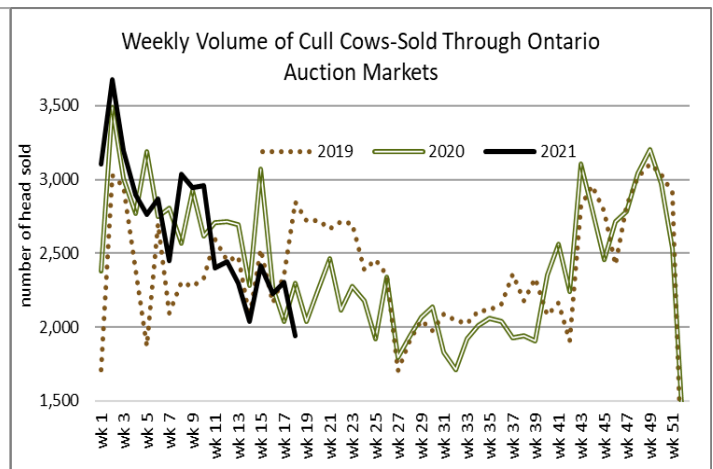
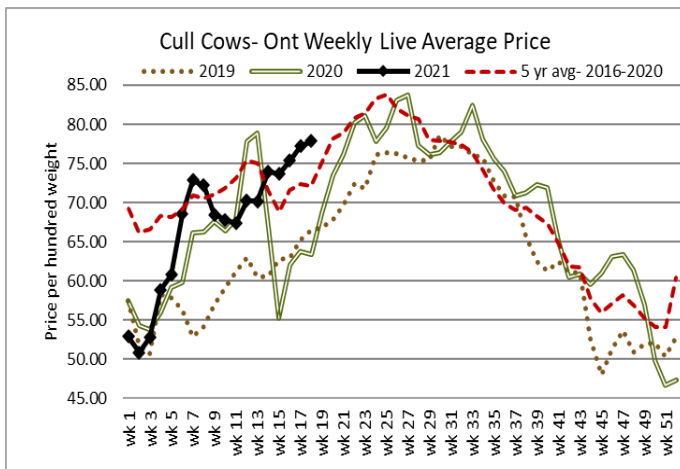
STOCKERS - Large and Medium Frame

STEERS	Volume	Price Range	Average	Top	Last Week Avg
1000+	942	149.67-164.96	157.08	173.50	160.96
900-999	665	153.30-173.59	166.57	188.00	167.62
800-899	614	153.68-185.25	174.77	196.50	183.56
700-799	775	172.59-211.78	196.13	227.75	206.24
600-699	742	175.12-232.02	211.12	247.00	216.13
500-599	378	193.20-253.68	229.64	268.00	232.16
400-499	165	200.37-254.33	234.30	285.00	230.55
-399	52	182.68-245.04	218.49	390.00	230.73

HEIFERS	Volume	Price Range	Average	Top	Last Week Avg
+900	339	126.23-146.31	137.93	157.50	146.46
800-899	357	134.82-158.61	148.95	181.00	157.38
700-799	450	145.87-178.39	164.93	201.00	170.07
600-699	638	149.48-196.88	178.28	266.00	188.18
500-599	528	166.30-214.31	195.52	236.00	191.55
400-499	192	168.28-222.00	200.00	277.99	185.70
300-399	35	147.51-185.77	169.63	232.00	165.46
-299	9	N/T	N/T	N/T	158.83

At **Kawartha Lakes Community Sale Barn, May 8, 2021** – 12 fed cattle, 179 cows, 4 bulls, 46 veal, 25 stockers

	Price Range	Avg.	Top
Cows	70.00-99.00	79.92	105.00
Bulls under 1600 lbs	90.00-106.50	98.59	106.50
Bulls over 1600 lbs	107.00-109.00	107.96	109.00
Veal 600 lbs +	102.00-122.50	107.35	136.00
Veal 125 lbs & under	95.00-340.00	211.50	340.00

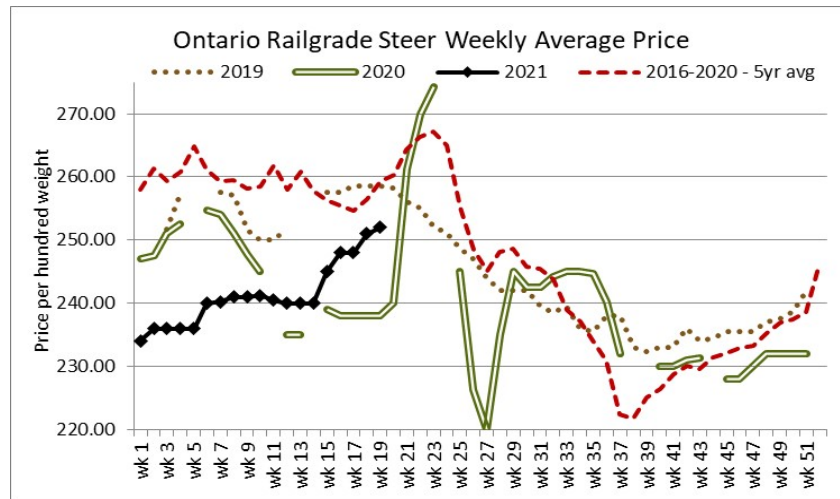


Denfield Livestock Exchange Inc., May 11, 2021: 296 Fed Cattle, 26 Veal, 71 Cows, 4 Bulls

	Price Range	Average	Top
Large & Medium Frame Fed Steers +1250 lbs	148.00-156.00	152.04	158.50
Large & Medium Frame Fed Heifers +1000 lbs	145.00-153.00	149.93	173.00
Cows	62.00-90.00	75.66	103.00
Veal over 600 lbs	106.50-113.00	110.18	113.00

At Aylmer Stockyards Inc.: May 12, 2021 – 40 veal, 131 Cows, 49 fed cattle, 75 stockers

	Price Range	Average	Top
Large & Medium Frame Fed Heifers 1000 lbs +	90.00-144.99	130.69	144.99
Fed Heifers, Dairy & Dairy Cross 1000 lbs +	83.99-115.50	98.69	115.50
Cows	51.00-106.00	76.80	106.00
Veal over 600 lbs	81.00-152.49	117.30	169.99



ONTARIO STOCKER & FEEDER TRADE

Stocker sale at **Brussels Livestock: May 7, 2021 – 1,321 Stockers**

Steers	Price Range	Average	Top	Heifers	Price Range	Average	Top
1000+	144.50-161.75	151.37	161.75	900+	124.50-147.00	136.76	147.00
900-999	144.00-161.00	156.14	168.00	800-899	134.00-156.50	145.26	156.50
800-899	155.0-184.50	173.58	184.50	700-799	152.00-175.00	163.80	178.00
700-799	164.50-200.50	185.03	205.00	600-699	147.00-199.50	175.10	214.00
600-699	194.00-234.00	218.35	234.00	500-599	187.00-210.00	203.68	219.00
500-599	204.00-253.00	231.97	253.00	400-499	180.00-219.00	198.80	227.00
400-499	245.00-260.00	252.40	260.00	300-399	160.00-230.00	197.20	230.00
399-	225.00-259.00	248.33	259.00				

Stocker sale at: **Community Livestock Exchange: May 11, 2021 – 153** Stockers

<i>Steers</i>	Price Range	Average	Top	<i>Heifers</i>	Price Range	Average	Top
800-899	110.00-170.99	160.20	170.99	700-799	120.99-175.00	158.09	175.00
700-799	126.00-189.99	175.20	189.99	600-699	130.00-194.99	158.69	194.99
600-699	125.00-227.00	181.69	227.00	500-599	145.99-189.99	167.70	189.00
500-599	139.99-247.00	216.40	247.00	400-499	140.99-189.99	173.30	189.99
400-499	164.99-239.99	222.40	239.99				

Stocker sale at: **Keady Livestock Market: May 11, 2021 – 1,359** Stockers

<i>Steers</i>	Price Range	Average	Top	<i>Heifers</i>	Price Range	Average	Top
1000+	160.50-173.50	165.30	173.50	900+	139.00-157.50	151.87	157.50
900-999	176.00-188.00	180.11	188.00	800-899	155.00-164.50	161.58	175.00
800-899	175.00-193.50	186.90	196.50	700-799	160.00-192.00	178.18	192.00
700-799	190.00-227.75	208.91	227.75	600-699	170.00-204.50	188.76	217.00
600-699	209.00-239.00	222.98	247.00	500-599	198.00-228.00	211.33	236.00
500-599	218.00-259.00	244.37	264.00	400-499	217.50-236.00	228.45	236.00
400-499	235.00-270.00	251.17	270.00	300-399	190.00-195.00	192.50	195.00
399	205.00-255.00	238.33	255.00	Cows	73.50-93.50	87.16	100.00

Stocker sale at: **Renfrew Pontiac Livestock: May 11, 2021 – 241** Stockers

<i>Steers</i>	Price Range	Average	Top	<i>Heifers</i>	Price Range	Average	Top
700-799	168.99-196.99	188.59	196.99	800-899	131.00-145.99	137.09	145.99
600-699	117.50-214.99	192.30	214.99	700-799	137.50-178.00	164.10	178.00
500-599	132.49-243.00	209.69	243.00	600-699	144.99-194.99	179.60	194.99
400-499	164.99-222.50	195.59	222.50	500-599	155.00-200.99	180.80	200.99
399-	232.50-239.99	237.69	239.99	400-499	130.00-210.00	190.10	210.00
				300-399	180.00-192.50	186.60	192.50

Stocker sale at **Ontario Livestock Exchange, May 12, 2021 – 617** stockers

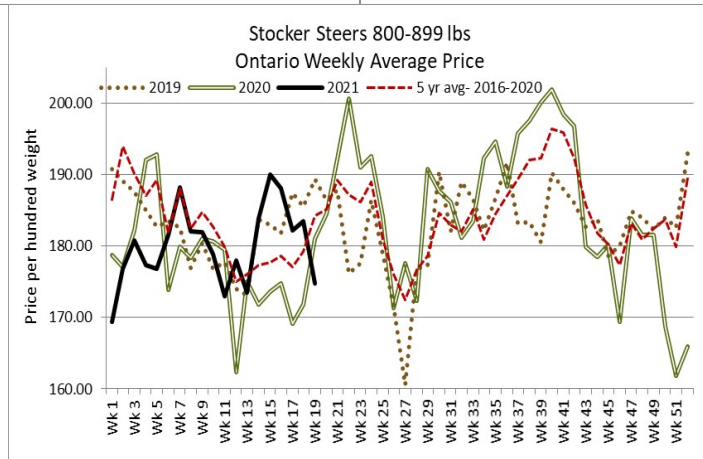
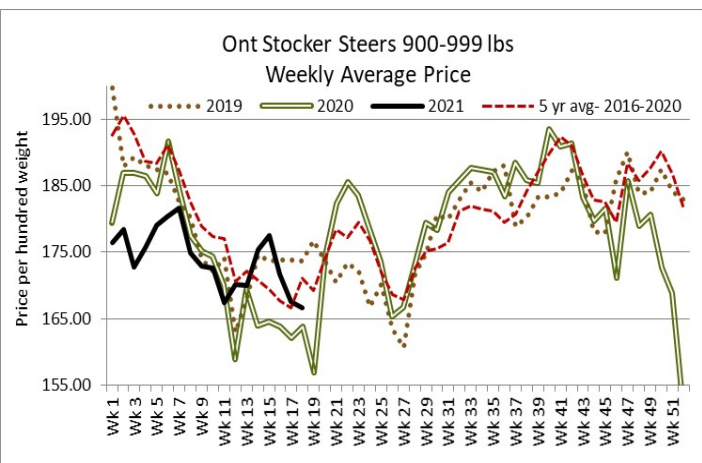
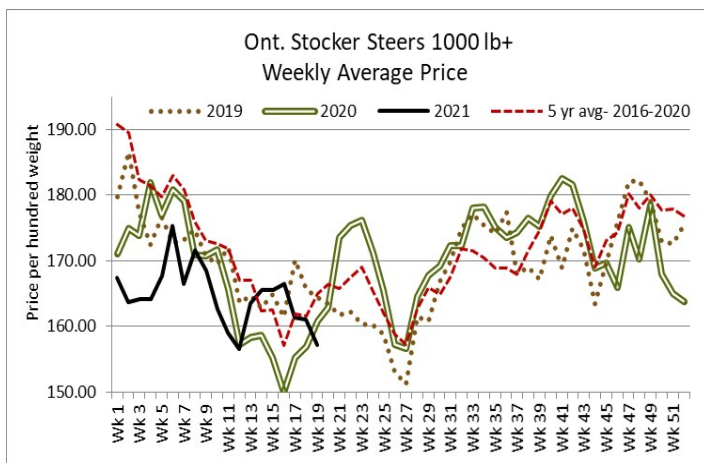
<i>Steers</i>	Price Range	Average	Top	<i>Heifers</i>	Price Range	Average	Top
1000+	155.50-167.50	160.74	167.50	900+	N/T		
900-999	163.00-176.00	169.81	176.00				
800-899	165.50-179.00	172.14	179.00				
700-799	163.00-180.00	173.50	180.00				
600-699	183.00-214.00	193.33	214.00				

Stocker sale at **Ontario Livestock Exchange: May 13, 2021 – 328** Stockers

<i>Steers</i>	Price Range	Average	Top	<i>Heifers</i>	Price Range	Average	Top
900-999	107.50-147.00	135.61	147.00	900+	113.00-135.00	127.78	140.00
800-899	117.50-150.00	138.13	150.00	800-899	132.00-154.50	148.06	154.50
700-799	115.00-165.00	144.92	202.50	700-799	87.50-150.00	111.43	165.00
600-699	142.50-190.00	167.92	190.00	600-699	132.50-182.50	158.93	182.50
500-599	157.50-210.00	183.33	210.00	500-599	132.50-182.50	158.27	182.50
400-499	87.50-180.00	150.83	215.00	400-499	125.00-190.00	164.64	225.00

Stocker sale at: **Ottawa Livestock Exchange: May 13, 2021– 55** stockers

<i>Steers</i>	Price Range	Average	Top	<i>Heifers</i>	Price Range	Average	Top
500-599	214.00-232.00	221.60	232.00	700-799	138.00-147.00	142.00	147.00
400-499	192.00-225.00	216.25	225.00				



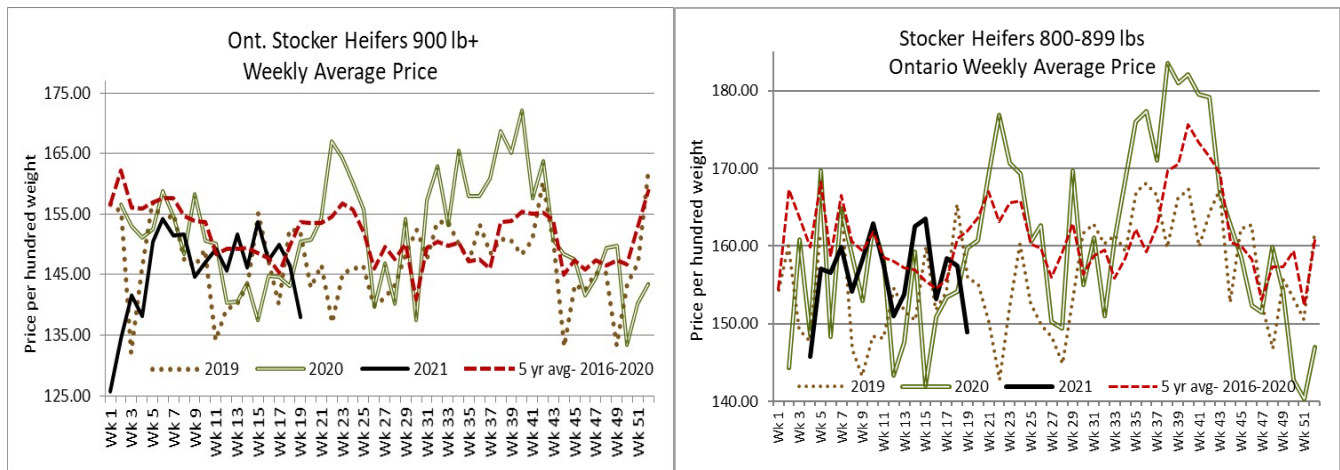
ONTARIO STOCKER & FEEDER TRADE SPECIAL SPRING SALES

Stocker sale at **Community Livestock Exchange: May 7, 2021 – 1,087** Stockers

Steers	Price Range	Average	Top	Heifers	Price Range	Average	Top
1000+	135.00-162.00	156.20	162.00	900+	131.00-154.00	148.50	154.00
900-999	138.99-176.49	167.30	176.49	800-899	112.00-165.99	156.69	165.99
800-899	112.50-184.00	167.10	184.00	700-799	139.99-185.49	169.59	185.49
700-799	148.99-204.99	186.40	204.99	600-699	114.99-208.00	181.00	208.00
600-699	127.00-239.99	208.40	239.99	500-599	150.00-229.00	210.09	229.00
500-599	180.00-264.99	232.50	264.99	400-499	169.99-277.99	223.20	277.99
400-499	200.00-285.00	257.50	285.00		119.99-180.00	154.29	180.00
399-	160.00-279.99	250.30	279.99				

Stocker sale at **Denfield Livestock Exchange: May 7, 2021 – 475** Stockers

Steers	Price Range	Average	Top	Heifers	Price Range	Average	Top
1000+	151.50-154.50	152.44	154.50	900+	142.00-148.00	144.48	148.00
900-999	156.00-160.50	158.09	178.00	800-899	146.00-169.00	158.85	173.00
800-899	154.50-179.00	170.86	190.00	700-799	143.00-171.00	161.28	201.00
700-799	191.00-223.00	212.42	223.00	600-699	159.00-185.00	173.68	266.00
600-699	207.50-231.00	217.94	231.00	500-599	175.00-202.00	182.58	220.00
500-599	230.00-267.50	240.05	267.50	400-499	185.00-223.00	204.65	223.00
400-499	246.00-264.00	259.50	264.00	300-399	190.00-232.00	213.50	232.00
399-	255.00-273.00	265.00	273.00				



Stocker sale at: **Ontario Stockyards Inc: May 11, 2021 – 1,359 Stockers**

Steers	Price Range	Average	Top	Heifers	Price Range	Average	Top
1000+	140.00-161.00	153.64	161.00	900+	128.00-146.00	140.15	146.00
800-899	167.50-184.00	176.66	185.00	800-899	146.00-163.00	150.86	181.00
700-799	184.00-215.75	205.00	215.75	700-799	149.00-181.00	164.68	182.00
600-699	202.00-238.00	219.28	238.00	600-699	167.50-195.00	184.21	207.00
500-599	222.50-268.00	245.62	268.00	500-599	171.00-216.00	198.26	216.00
400-499	223.00-253.00	241.81	264.00	400-499	177.50-245.00	218.22	245.00
399	215.00-275.00	260.14	275.00				

All Vaccinated Stocker Sale- Stockers sold actively on a strong market.

Stocker sale at **Kawartha Lakes Community Sale Barn, May 12, 2021- 205 stockers**

Steers	Price Range	Average	Top	Heifers	Price Range	Average	Top
800-899	157.50-186.50	178.67	186.50	600-699	130.00-189.00	168.22	189.00
700-799	160.00-202.50	189.96	202.50	500-599	130.00-214.50	161.99	214.50
600-699	180.00-224.00	206.28	224.00	400-499	145.00-209.00	190.59	209.00
500-599	193.00-257.00	222.55	257.00				
400-499	165.00-260.00	220.84	260.00				

Light receipts sold on a good demand at steady prices.

CATTLE EXPORTS-ONTARIO

Week ending Apr 24, 2021 Week ending Apr 17, 2021 Year to Date 2021

Total live slaughter cattle exported from Ontario to the U.S.	2,570	2,802	47,604
Steers & Heifers & Cows	2,319	2,742	45,375
Bulls	251	60	2,229

QUEBEC ELECTRONIC AUCTION MARKET (F.O.B. THE FEEDLOT)

For the week ending May 13, 2021 Price 251.75-259.50 Change from Last Week +1.86

ALBERTA DIRECT TRADE

Alberta's direct trade:

Steers	Live FOB	N/T	Rail FOB	268.00-274.50
Heifers	Live FOB	159.50-161.00	Rail FOB	268.25-274.50

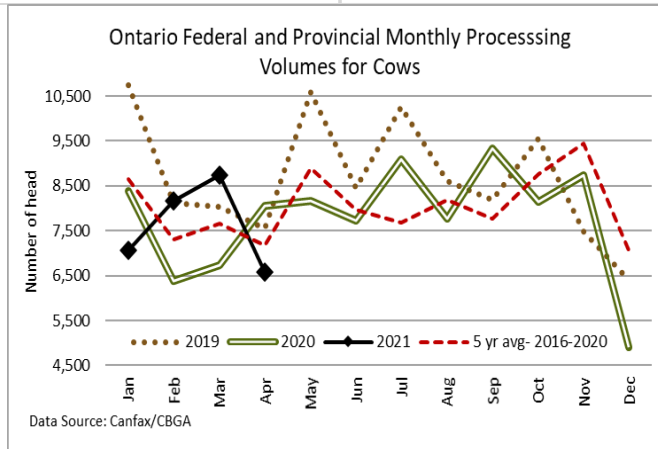
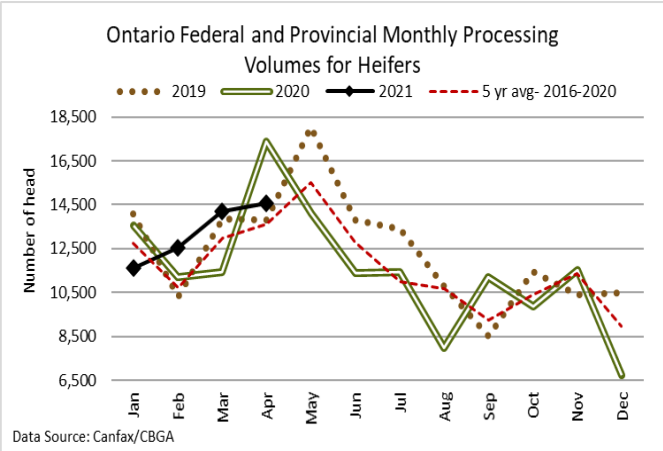
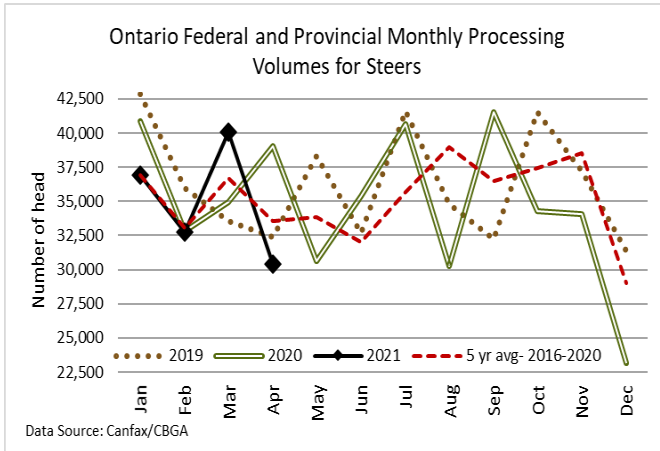
U.S. TRADE (U.S. funds)

The U.S. cash cattle trade:

Choice and Select Steers and Heifers:	Live	118.00-122.00
	Rail	187.50-192.00

FEDERALLY INSPECTED CANADIAN PROCESSING

	Week Ending May 8, 2021	# of hd change from week ago	YTD	% Change (Week Ago)	% Change (Year Ago)
Grand Total	60,329	-3,624	1,104,208	-6%	+16%
Western Slaughter	46,836	-3,516	860,622	-7%	+19%
Eastern Slaughter	13,493	-108	243,586	-1%	+7%



AVERAGE CARCASS WEIGHTS – CANADA

	Steers	Heifers
May 8, 2021	924	853
May 1, 2021	925	854
May 2, 2020	926	838

USDA ESTIMATED CATTLE PROCESSING VOLUME

	Week Ending May 15, 2021	Previous Week	Year Ago
Grand Total	640,000	638,000	519,000

U.S. BOXED BEEF CUT-OUT VALUES (U.S. funds)

	Choice 600-900	Select 600-900
Current Five Day Average	311.84	294.69

BEEF EXPORTS – CANADA

	United States Jan 1- Mar 30/21	Change from last year YTD	Mexico Jan 1- Mar 30/21	Change from last year YTD
Total	75,556 tonnes	+7% or +4,639 tonnes	5,865 tonnes	+54% or +2,054 tonnes
	Japan Jan 1- Mar 30/21	Change from last year YTD	China Jan 1- Mar 30/21	Change from last year YTD
Total	12,127 tonnes	+11% or +1,192 tonnes	3,740 tonnes	+46% or +1,174 tonnes

LIVE CATTLE – CANADA

IMPORTS			<i>Import % change from 2020 YTD</i>	EXPORTS			<i>Export % change from 2020 YTD</i>
<i>Jan 1- Mar 30/21</i>				<i>Jan 1- May 1/21</i>			
Pure bred	3,512		+390%	Slaughter steers & heifers & cows	164,870		-5%
Non-pure bred	98,388		+76%	Feeder cattle & calves	29,139		-47%
				Bulls	9,520		-13%

BEEF PRODUCTION – CANADA

	<i>Jan 1 – May 8/21</i>	<i>Last Year Same Time</i>	<i>% Change</i>
Fed	384,431 tonnes	313,917 tonnes	+22%
Non-fed	54,996 tonnes	57,267 tonnes	-4%

BEEF IMPORTS – CANADA

	<i>Jan 1 – May 8/21</i>	<i>Last Year Same Time</i>	<i>% Change</i>
United States	35,564 tonnes	42,593 tonnes	-17%
Non-CUSMA	16,058 tonnes	19,111 tonnes	-16%
EU-28 (beef/veal total)	3,916 tonnes	4,570 tonnes	-14%
Total	59,365 tonnes	69,464 tonnes	-15%

CHICAGO MERCANTILE EXCHANGE

Closing quotes on futures today were as follows:

Live Cattle			Feeder Cattle			Corn			Soybeans			Canadian \$		
Jun	115.30	-0.30	May	135.55	+0.10	May	6.850	-34.0	May	16.036	-8.4	Spot	82.56	+0.38
Aug	118.82	-0.57	Aug	151.15	+0.65	Jul	6.436	-31.0	Jul	15.862	+2.2	Jun	82.55	+0.37
Oct	123.25	-0.80	Sep	152.67	+0.70	Sep	5.630	-20.0	Aug	15.274	+5.2	Sep	82.55	+0.37
Dec	127.32	-0.47	Oct	153.85	+0.75	Dec	5.426	-15.4	Sep	14.446	+5.0	Dec	82.55	+0.36
Feb	130.65	-0.37	Nov	154.52	+0.57	Mar	5.480	-15.6	Nov	14.006	+4.2	Mar	82.57	+0.37
Apr	132.32	-0.12	Jan	153.47	+0.35	May	5.502	-15.2	Jan	13.996	+4.6	Jun	82.55	+0.37

Beef Farmers of Ontario, 130 Malcolm Road, Guelph, ON N1K 1B1 Phone: (519) 824-0334 Fax: (519) 824-9161 or email: markets@ontariobeef.com

ONTARIO STOCKER & FEEDER TRADE SPECIAL FALL SALES

May 19 10:00 am	Kawartha Lakes Community Sales Barn	Spring Stocker Sale
May 26 1:00 pm	Vankleek Hill Livestock Exchange	Special Stocker Sale
May 26 7:00 pm	Cargill Auction Market	Stocker Sale- All Breeds
May 26 7:00 pm	Kawartha Lakes Community Sales Barn	Bred Cows Sale
May 27 11:00 am	Ontario Stockyards Inc	Special All Vaccinated Stocker Sale

Comments for the week ending May 13th

542 fed steers and heifers sold through auction markets this week down 94 from last week and 19 fewer than the same time last year, with twice the volume of heifers sold than steers. Fed steers ranged from \$138.54-\$153.26 averaging \$147.25 up \$1.53 from last week and 7.90 stronger than year ago prices. Fed heifers ranged from \$137.45-\$151.21 averaging \$146.86 up \$2.32 from last week and \$8.58 above last year at this time. Auction markets reported trade as steady to firm, with one market noting steers slightly higher.

Ontario railgrade prices held fully steady this week with trade noted as moderate. Steers were reported at \$252.00 dressed while heifers were from \$251.00-\$252.00. This week's average prices are \$14.00 stronger than this time last year. Delivery of the cattle that sold this week is for the weeks of May 24th to 31st.

1,938 fed/cull cows sold through auction markets this week down 362 from last week and 100 fewer than the same week last year. Cows traded from \$65.71-\$93.30 averaging \$77.89 up \$0.69 from last week and \$9.32 stronger than year ago prices. Auction markets reported trade as active on strong demand, with prices steady to higher.

The Boxed Beef Report by Kevin Grier writes the overview for last week's trade: "This market remains inexplicably strong, based entirely on U.S. demand. Filling foodservice pipelines in the U.S. helps explain some of the strength, but big buyers want to make sure they have product for a strong consumer market. Big U.S. retail buyers are competing with each other and they do not want to be shorted. Overseas exports are also enough to keep a sharp edge on the market. Meanwhile in Canada demand continues to look like it is March, not May; store traffic is mediocre. Government shutdowns on foodservice keeps that option a non-factor. So again, Canadian retail buyers are seeing Canadian demand coupled with U.S. prices. Lose, lose."

6,881 stocker and feeder cattle sold through auction markets this week down 823 head from last week and 1,538 fewer than the same week last year. Auction markets reported light weight cattle as steady with quality considered. Grass types were steady to strong. Yearlings were under pressure to lower to start, but as the week progressed, trade was slightly higher on the heavy cattle but barely steady by mid-week. Actual average prices this week saw steers 400-500 lbs up \$3.75, 500-600 lbs down \$2.52, 600-700 lbs down \$5.01, 700-800 lbs down \$10.11, 800-900 lbs down \$8.79, 900-1000 lbs down \$1.05 and steers 1000 lbs plus averaged \$3.88 below last week's weighted average prices. Heifers from 300-400 lbs were up \$4.17 on average, 400-500 lbs up \$14.30, 500-600 lbs up \$3.97, 600-700 lbs down \$9.90, 700-800 lbs down \$5.14, 800-900 lbs down \$8.42 and heifers 900 lbs and over averaged \$8.53 easier than last week on average.

The Quebec electronic market on Wednesday sold from \$251.75-\$259.50 cwt dressed FOB, up \$1.86 from the previous week on average.

Alberta direct trade this week was reported by Canfax from \$270.00-\$276.00 cwt delivered on a dressed basis which was up \$1.00-\$2.00 from the previous week on average. Canfax reports that delivery of the cattle sold this week is for the last week in May to early June. On a picked-up basis, live heifers sold from \$159.50-\$161.00 averaging \$159.92 but there was no live trade the previous week to compare too. On the rail, on a picked-up basis, cattle prices ranged from \$268.00-\$274.50 with steers averaging \$272.39 up \$3.06 notes Canfax, with heifers averaging \$272.74 up \$2.82.

The U.S. cash cattle trade for the week ending May 7th saw live trade from \$117.00-\$120.00 live with the south holding steady while the north was easier. The USDA Mandatory Price report shows live steers averaging \$118.36 down \$0.53 on average, while heifers averaged \$118.20 down \$1.05. On the rail trade ranged from \$187.00-\$192.00 dressed, with steers averaging \$188.53 down \$1.91 and heifers \$188.63 down \$2.24 from the previous week's weighted average prices.

This week the US cash trade has seen light to moderate trade develop from Monday to Thursday with business in the south from \$119.00-\$120.00 live up \$1.00 cwt. Trade in the north was noted at \$120.00 live and from \$190.00-\$192.00 dressed, mainly \$191.00 up \$2.00-\$3.00 from last week. Thursday, cattle futures were under pressure and sharply lower along with most commodities. Slaughter in the U.S. should be seasonally increasing but is reported as sluggish right now despite the great margins packers are experiencing. Labour issues are cited as the main issue. Today the market is quiet with no bids on the table. Some clean up trade could still surface as volumes are light but it appears the bulk of the trade is completed.