



Weekly Market Information Report for the week ending Thursday May 20, 2021

The following information is collected from various sources and disseminated by Beef Farmers of Ontario.

ONTARIO DIRECT TO PACKER RAILGRADE CATTLE TRADE

Prices are on a carcass weight basis before grade and weight discounts. Weekly Range:

| | |
|------------------------|---------------------------------------|
| A Grade Steers | 252.00-255.00- majority 255.00 |
| A Grade Heifers | 251.00-255.00- majority 254.00-255.00 |

ONTARIO LIVE CATTLE TRADE

Ontario auction sales this week saw weighted average price ranges for:

| FED CATTLE | Volume | Price Range | Average | Top | Last Week Avg |
|---|--------|---------------|---------|--------|---------------|
| Large Frame Steers +1250 | 85 | 141.98-154.07 | 149.03 | 165.00 | 147.09 |
| Medium Frame Steers +1250 | 96 | 137.08-152.56 | 145.76 | 157.50 | 144.06 |
| Large & Medium Frame Steers +1250 | 181 | 138.25-153.75 | 147.21 | 165.00 | 147.25 |
| Large Frame Heifers +1000 | 103 | 143.36-152.71 | 148.47 | 164.00 | 147.95 |
| Medium Frame Heifers +1000 | 64 | 124.92-151.83 | 139.52 | 178.50 | 146.83 |
| Large & Medium Frame Heifers +1000 | 167 | 135.38-152.10 | 145.39 | 178.50 | 146.86 |
| Fed steers, Dairy & Dairy Cross +1250 | 57 | 108.68-125.21 | 117.34 | 143.00 | 111.29 |
| Fed heifers, Dairy & Dairy Cross +1000 | 79 | 86.76-111.12 | 100.68 | 143.00 | 97.92 |
| Cows - All Weights | 1,943 | 70.18-95.88 | 81.53 | 121.99 | 77.89 |
| Bulls - All Weights | 105 | 93.09-113.39 | 102.95 | 181.80 | 94.26 |

STOCKERS - Large and Medium Frame

| STEERS | Volume | Price Range | Average | Top | Last Week Avg |
|----------------|--------|---------------|---------|--------|---------------|
| 1000+ | 741 | 152.14-166.73 | 160.20 | 171.50 | 157.08 |
| 900-999 | 627 | 163.93-176.43 | 170.60 | 181.25 | 166.57 |
| 800-899 | 431 | 170.27-184.03 | 178.09 | 192.00 | 174.77 |
| 700-799 | 390 | 162.44-203.84 | 188.37 | 216.00 | 196.13 |
| 600-699 | 425 | 181.92-225.01 | 205.03 | 237.00 | 211.12 |
| 500-599 | 376 | 180.25-232.80 | 214.00 | 245.00 | 229.64 |
| 400-499 | 146 | 198.05-247.17 | 221.86 | 271.00 | 234.30 |
| -399 | 73 | 151.07-236.29 | 195.27 | 458.00 | 218.49 |

| HEIFERS | Volume | Price Range | Average | Top | Last Week Avg |
|----------------|--------|---------------|---------|--------|---------------|
| +900 | 275 | 130.39-150.72 | 141.90 | 157.00 | 137.93 |
| 800-899 | 189 | 139.08-162.51 | 152.72 | 176.00 | 148.95 |
| 700-799 | 402 | 151.65-185.22 | 170.53 | 199.50 | 164.93 |
| 600-699 | 442 | 151.74-188.46 | 173.50 | 206.00 | 178.28 |
| 500-599 | 351 | 154.60-209.22 | 184.34 | 228.00 | 195.52 |
| 400-499 | 150 | 164.32-213.11 | 192.94 | 232.00 | 200.00 |
| 300-399 | 33 | 169.53-204.88 | 189.83 | 230.00 | 169.63 |
| -299 | 14 | 125.75-142.43 | 134.93 | 212.50 | N/T |

At **Kawartha Lakes Community Sale Barn, May 15, 2021** – 8 fed cattle, 204 cows, 12 bulls, 45 veal, 37 stockers

| | Price Range | Avg. | Top |
|---------------------------------|---------------|--------|--------|
| Cows | 77.00-100.00 | 84.82 | 121.00 |
| Bulls under 1600 lbs | 75.00-113.00 | 93.09 | 113.00 |
| Bulls over 1600 lbs | 98.00-113.00 | 105.93 | 113.00 |
| Veal 600 lbs + | 102.00-127.00 | 109.64 | 130.00 |
| Veal 125 lbs & under | 60.00-420.00 | 148.99 | 420.00 |

Denfield Livestock Exchange Inc., May 18, 2021: 164 Fed Cattle, 12 Veal, 60 Cows, 2 Bulls, 4 stockers

| | Price Range | Average | Top |
|---|--------------------|----------------|------------|
| Large & Medium Frame Fed Steers +1250 lbs | 146.50-156.00 | 151.10 | 165.00 |
| Large & Medium Frame Fed Heifers +1000 lbs | 136.00-155.25 | 149.69 | 178.50 |
| Cows | 73.00-93.00 | 81.28 | 101.00 |
| Veal over 600 lbs | 100.00-113.00 | 109.20 | 149.00 |

At Aylmer Stockyards Inc.: May 19, 2021 – 37 veal, 158 Cows, 40 fed cattle, 15 stockers, 3 bulls

| | Price Range | Average | Top |
|--|--------------------|----------------|------------|
| Fed Heifers, Dairy & Dairy Cross 1000 lbs + | 83.99-116.50 | 113.19 | 116.50 |
| Cows | 62.50-103.00 | 80.50 | 103.00 |
| Veal over 600 lbs | 91.00-144.99 | 114.59 | 144.99 |

ONTARIO STOCKER & FEEDER TRADE

Stocker sale at Brussels Livestock: May 14, 2021 – 1,201 Stockers

| Steers | Price Range | Average | Top | Heifers | Price Range | Average | Top |
|----------------|--------------------|----------------|------------|----------------|--------------------|----------------|------------|
| 1000+ | 144.00-158.00 | 151.91 | 170.00 | 900+ | 135.00-151.50 | 144.55 | 154.50 |
| 900-999 | 162.00-177.00 | 169.86 | 181.00 | 800-899 | 143.00-162.00 | 151.49 | 162.00 |
| 800-899 | 170.50-180.00 | 175.08 | 182.00 | 700-799 | 151.00-183.00 | 168.68 | 183.00 |
| 700-799 | 175.00-206.00 | 193.09 | 206.00 | 600-699 | 166.00-192.50 | 179.34 | 206.00 |
| 600-699 | 191.00-224.00 | 206.32 | 224.00 | 500-599 | 161.00-216.00 | 194.76 | 216.00 |
| 500-599 | 188.00-231.00 | 216.13 | 243.00 | 400-499 | 125.00-190.00 | 161.33 | 228.00 |
| 400-499 | 207.00-230.00 | 218.57 | 250.00 | | | | |
| 399- | 155.00-251.00 | 227.57 | 251.00 | | | | |

Stocker sale at: Community Livestock Exchange: May 18, 2021 – 173 Stockers

| Steers | Price Range | Average | Top | Heifers | Price Range | Average | Top |
|----------------|--------------------|----------------|------------|----------------|--------------------|----------------|------------|
| 700-799 | 120.99-182.00 | 151.69 | 182.00 | 600-699 | 92.50-164.99 | 143.59 | 164.99 |
| 600-699 | 160.00-214.99 | 177.89 | 214.99 | 500-599 | 123.99-197.99 | 173.19 | 197.99 |
| 500-599 | 117.50-232.50 | 189.70 | 232.50 | 400-499 | 125.00-189.99 | 174.90 | 189.99 |
| 400-499 | 180.00-257.50 | 225.80 | 257.50 | | | | |

Stocker sale at: Keady Livestock Market: May 18, 2021 – 1,117 Stockers

| Steers | Price Range | Average | Top | Heifers | Price Range | Average | Top |
|----------------|--------------------|----------------|------------|----------------|--------------------|----------------|------------|
| 1000+ | 164.50-170.00 | 169.15 | 170.00 | 900+ | 92.00-148.00 | 120.81 | 148.00 |
| 900-999 | 168.50-179.25 | 173.96 | 181.25 | 800-899 | 154.00-165.00 | 160.80 | 165.00 |
| 800-899 | 180.00-189.00 | 184.37 | 189.00 | 700-799 | 180.00-199.50 | 858.64 | 199.50 |
| 700-799 | 175.00-213.50 | 200.90 | 215.00 | 600-699 | 170.00-198.00 | 184.13 | 198.00 |
| 600-699 | 197.00-237.00 | 219.29 | 237.00 | 500-599 | 168.00-207.50 | 193.43 | 217.00 |
| 500-599 | 210.00-240.00 | 231.11 | 240.00 | 400-499 | 180.00-225.00 | 210.23 | 225.00 |
| 400-499 | 224.00-247.50 | 237.40 | 247.50 | | | | |

Stocker sale at: Renfrew Pontiac Livestock: May 18, 2021 – 381 Stockers

| Steers | Price Range | Average | Top | Heifers | Price Range | Average | Top |
|----------------|--------------------|----------------|------------|----------------|--------------------|----------------|------------|
| 1000+ | 142.99-161.49 | 157.29 | 161.49 | 800-899 | 119.99-176.00 | 161.09 | 176.00 |
| 900-999 | 160.00-168.99 | 167.10 | 168.99 | 700-799 | 105.00-189.99 | 163.30 | 189.99 |
| 800-899 | 158.00-182.00 | 177.69 | 182.00 | 600-699 | 105.00-200.99 | 168.90 | 200.99 |
| 700-799 | 146.99-194.99 | 183.40 | 194.99 | 500-599 | 112.50-220.00 | 165.50 | 220.00 |
| 600-699 | 137.50-216.00 | 185.29 | 216.00 | 400-499 | 167.99-198.99 | 179.20 | 198.99 |
| 500-599 | 135.00-222.99 | 209.79 | 222.99 | | | | |
| 400-499 | 132.49-229.99 | 199.59 | 229.99 | | | | |
| 399- | 155.00-200.00 | 169.19 | 250.00 | | | | |

Stocker sale at **Ontario Livestock Exchange, May 19, 2021 – 594** stockers

| <i>Steers</i> | <i>Price Range</i> | <i>Average</i> | <i>Top</i> | <i>Heifers</i> | <i>Price Range</i> | <i>Average</i> | <i>Top</i> |
|----------------|--------------------|----------------|------------|----------------|--------------------|----------------|------------|
| 1000+ | 157.00-171.50 | 164.48 | 171.50 | 900+ | 147.00-156.00 | 153.04 | 156.00 |
| 900-999 | 167.00-180.00 | 171.78 | 180.00 | | | | |
| 800-899 | 169.00-185.00 | 180.52 | 185.00 | | | | |

Stocker sale at **Ontario Livestock Exchange: May 20, 2021 – 267** Stockers

| <i>Steers</i> | <i>Price Range</i> | <i>Average</i> | <i>Top</i> | <i>Heifers</i> | <i>Price Range</i> | <i>Average</i> | <i>Top</i> |
|----------------|--------------------|----------------|------------|----------------|--------------------|----------------|------------|
| 900-999 | 112.50-147.00 | 136.50 | 147.00 | 800-899 | 123.00-151.00 | 139.03 | 151.00 |
| 800-899 | 147.50-176.00 | 163.59 | 176.00 | 700-799 | 110.00-140.00 | 127.61 | 159.00 |
| 700-799 | 147.50-192.50 | 165.77 | 192.50 | 600-699 | 112.50-172.00 | 153.63 | 172.00 |
| 600-699 | 160.00-224.00 | 203.22 | 224.00 | 500-599 | 145.00-182.00 | 160.50 | 182.00 |
| 500-599 | 145.00-195.00 | 174.50 | 220.00 | 400-499 | 110.00-160.00 | 135.83 | 172.50 |

Stocker sale at: **Ontario Stockyards Inc, May 20, 2021- 973** stockers

| <i>Steers</i> | <i>Price Range</i> | <i>Average</i> | <i>Top</i> | <i>Heifers</i> | <i>Price Range</i> | <i>Average</i> | <i>Top</i> |
|----------------|--------------------|----------------|------------|----------------|--------------------|----------------|------------|
| 1000+ | 148.00-168.00 | 159.98 | 168.00 | 900+ | 121.00-147.00 | 135.75 | 157.00 |
| 900-999 | 153.00-170.00 | 162.76 | 176.00 | 800-899 | 138.00-165.00 | 153.57 | 165.00 |
| 800-899 | 159.00-190.00 | 176.35 | 192.00 | 700-799 | 144.00-193.00 | 170.88 | 193.00 |
| 700-799 | 165.00-216.00 | 194.42 | 216.00 | 600-699 | 154.00-183.00 | 171.03 | 193.00 |
| 600-699 | 189.00-224.00 | 205.97 | 227.00 | 500-599 | 167.50-218.00 | 191.21 | 228.00 |
| 500-599 | 192.50-240.00 | 218.56 | 245.00 | 400-499 | 182.50-232.00 | 209.33 | 232.00 |
| 400-499 | 215.00-257.00 | 231.03 | 257.00 | 300-399 | 150.00-230.00 | 201.73 | 230.00 |
| 399- | 200.00-247.50 | 236.04 | 247.50 | | | | |

ONTARIO STOCKER & FEEDER TRADE SPECIAL FALL STOCKER SALES

Stocker sale at **Kawartha Lakes Community Sale Barn, May 19, 2021- 240** stockers

| <i>Steers</i> | <i>Price Range</i> | <i>Average</i> | <i>Top</i> | <i>Heifers</i> | <i>Price Range</i> | <i>Average</i> | <i>Top</i> |
|----------------|--------------------|----------------|------------|----------------|--------------------|----------------|------------|
| 700-799 | 190.00-195.00 | 191.86 | 195.00 | 700-799 | 130.00-164.00 | 152.81 | 164.00 |
| 600-699 | 173.00-229.00 | 216.02 | 229.00 | 600-699 | 166.50-187.50 | 177.75 | 187.50 |
| 500-599 | 199.00-238.00 | 220.73 | 238.00 | 500-599 | 185.00-206.00 | 198.42 | 206.00 |
| 400-499 | 207.50-271.00 | 235.12 | 271.00 | 400-499 | 165.00-217.50 | 195.81 | 217.50 |
| 399- | 180.00-235.00 | 206.74 | 235.00 | 300-399 | 202.50-225.00 | 207.73 | 225.00 |

Grass stockers sold actively on a good demand.

CATTLE EXPORTS-ONTARIO

Week ending May 1, 2021 Week ending Apr 24, 2021 Year to Date 2021

| | | | |
|--|--------------|--------------|---------------|
| Total live slaughter cattle exported from Ontario to the U.S. | 2,474 | 2,570 | 50,078 |
| Steers & Heifers & Cows | 2,291 | 2,319 | 47,666 |
| Bulls | 183 | 251 | 2,412 |

QUEBEC ELECTRONIC AUCTION MARKET (F.O.B. THE FEEDLOT)

| | <i>Price</i> | <i>Change from Last Week</i> |
|----------------------------------|---------------|------------------------------|
| For the week ending May 13, 2021 | 257.50-259.75 | +2.98 |

ALBERTA DIRECT TRADE

Alberta's direct trade:

| | | | | |
|----------------|-----------------|---------------|-----------------|---------------|
| Steers | Live FOB | 161.00-165.00 | Rail FOB | 271.50-272.50 |
| Heifers | Live FOB | N/T | Rail FOB | 272.50 |

U.S. TRADE (U.S. funds)

The U.S. cash cattle trade:

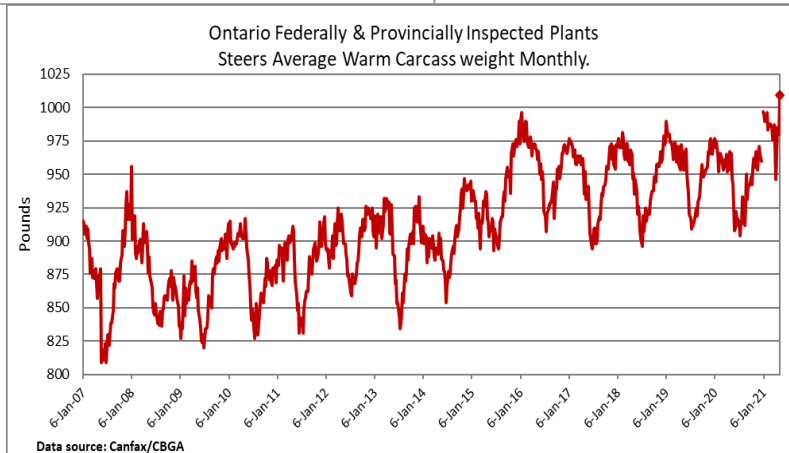
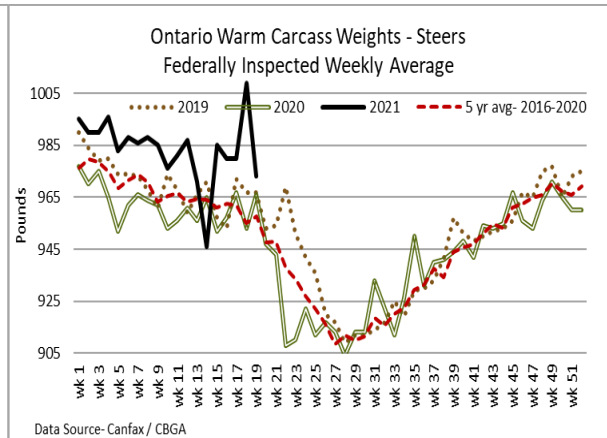
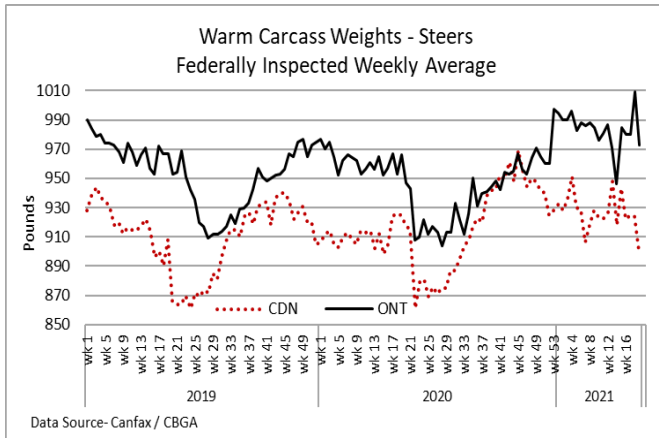
| | | |
|---------------------------------------|------|---------------|
| Choice and Select Steers and Heifers: | Live | 118.00-122.00 |
| | Rail | 188.00-193.00 |

FEDERALLY INSPECTED CANADIAN PROCESSING

| | Week Ending May 15, 2021 | # of hd change from week ago | YTD | % Change (Week Ago) | % Change (Year Ago) |
|--------------------------|-----------------------------|---------------------------------|-----------|------------------------|------------------------|
| Grand Total | 60,861 | +532 | 1,165,069 | +1% | +18% |
| Western Slaughter | 47,785 | +949 | 908,407 | +1% | +21% |
| Eastern Slaughter | 13,076 | -417 | 256,662 | -3% | +6% |

AVERAGE CARCASS WEIGHTS – CANADA

| | Steers | Heifers |
|---------------------|--------|---------|
| May 15, 2021 | 900 | 837 |
| May 8, 2021 | 924 | 853 |
| May 9, 2020 | 925 | 841 |



USDA ESTIMATED CATTLE PROCESSING VOLUME

| | Week Ending May 22, 2021 | Previous Week | Year Ago |
|--------------------|-----------------------------|---------------|----------|
| Grand Total | 669,000 | 640,000 | 572,000 |

U.S. BOXED BEEF CUT-OUT VALUES (U.S. funds)

| | Choice | Select |
|---------------------------------|--------|--------|
| Current Five Day Average | 321.49 | 298.09 |

BEEF EXPORTS – CANADA

| | United States Jan 1- Mar 30/21 | <i>Change from last year YTD</i> | Mexico Jan 1- Mar 30/21 | <i>Change from last year YTD</i> |
|-------|--|----------------------------------|-----------------------------------|----------------------------------|
| Total | 75,556 tonnes | +7% or +4,639 tonnes | 5,865 tonnes | +54% or +2,054 tonnes |
| | Japan Jan 1- Mar 30/21 | <i>Change from last year YTD</i> | China Jan 1- Mar 30/21 | <i>Change from last year YTD</i> |
| Total | 12,127 tonnes | +11% or +1,192 tonnes | 3,740 tonnes | +46% or +1,174 tonnes |

LIVE CATTLE – CANADA

| IMPORTS | | <i>Import % change from 2020 YTD</i> | EXPORTS | | <i>Export % change from 2020 YTD</i> |
|-------------------------|--------|--------------------------------------|-----------------------------------|---------|--------------------------------------|
| <i>Jan 1- Mar 30/21</i> | | | <i>Jan 1- May 8/21</i> | | |
| Pure bred | 3,512 | +390% | Slaughter steers & heifers & cows | 172,864 | -4% |
| Non-pure bred | 98,388 | +76% | Feeder cattle & calves | 30,908 | -46% |
| | | | Bulls | 10,249 | -11% |

BEEF PRODUCTION – CANADA

| | <i>Jan 1 – May 15/21</i> | <i>Last Year Same Time</i> | <i>% Change</i> |
|---------|--------------------------|----------------------------|-----------------|
| Fed | 405,095 tonnes | 327,868 tonnes | +24% |
| Non-fed | 58,006 tonnes | 58,934 tonnes | -2% |

BEEF IMPORTS – CANADA

| | <i>Jan 1 – May 15/21</i> | <i>Last Year Same Time</i> | <i>% Change</i> |
|-------------------------|--------------------------|----------------------------|-----------------|
| United States | 38,040 tonnes | 45,378 tonnes | -16% |
| Non-CUSMA | 16,689 tonnes | 20,481 tonnes | -19% |
| EU-28 (beef/veal total) | 4,167 tonnes | 4,986 tonnes | -16% |
| Total | 63,005 tonnes | 74,373 tonnes | -15% |

CHICAGO MERCANTILE EXCHANGE

Closing quotes on futures today were as follows:

| Live Cattle | | Feeder Cattle | | Corn | | Soybeans | | Canadian \$ | |
|--------------------|--------------|----------------------|--------------|-------------|------------|-----------------|-------------|--------------------|-------------|
| Jun | 117.67 +1.07 | May | 137.22 +1.47 | Jul | 6.594 -5.0 | July | 15.262 -7.0 | Spot | 82.89 -0.02 |
| Aug | 120.92 +1.05 | Aug | 153.70 +2.62 | Sep | 5.732 -5.6 | Aug | 14.722 -8.0 | Jun | 82.89 -0.02 |
| Oct | 125.05 +0.70 | Sep | 154.90 +2.35 | Dec | 5.464 -5.4 | Sep | 13.966 -7.4 | Sep | 82.89 -0.02 |
| Dec | 128.60 +0.60 | Oct | 155.70 +1.97 | Mar | 5.532 -5.0 | Nov | 13.604 -7.2 | Dec | 82.89 -0.02 |
| Feb | 131.40 +0.50 | Nov | 156.05 +1.47 | May | 5.556 -5.4 | Jan | 13.602 -7.0 | Mar | 82.89 -0.03 |
| Apr | 132.87 +0.42 | Jan | 153.97 +1.20 | Jul | 5.542 -6.0 | Mar | 13.354 -8.2 | Jun | 82.88 -0.02 |

Beef Farmers of Ontario, 130 Malcolm Road, Guelph, ON N1K 1B1 Phone: (519) 824-0334 Fax: (519) 824-9161 or email: markets@ontariobeef.com

ONTARIO STOCKER & FEEDER TRADE SPECIAL FALL SALES

| | | |
|-----------------|-------------------------------------|-------------------------------------|
| May 26 1:00 pm | Vankleek Hill Livestock Exchange | Special Stocker Sale |
| May 26 7:00 pm | Cargill Auction Market | Stocker Sale- All Breeds |
| May 26 7:00 pm | Kawartha Lakes Community Sales Barn | Bred Cows Sale |
| May 27 11:00 am | Ontario Stockyards Inc | Special All Vaccinated Stocker Sale |

Comments for the week ending May 20th

With the good weather this week there were fewer cattle marketed as producers concentrated on getting crops in. There were just 348 fed cattle sold through auctions this week down 194 head from last week and 26 fewer than the same week last year. Fed steers traded from \$138.25-\$153.75 averaging \$147.21 down \$0.04 from last week and \$6.61 above year ago prices. Fed heifers traded from \$135.38-\$152.10 averaging \$145.39 down \$1.47 from the previous week but \$6.68 stronger than last year at this time. Auction markets reported trade as firm and fully steady to \$2.00-\$3.00 cwt higher. The market ended the week with light receipts selling steady.

Ontario railgrade prices the previous Friday were very limited and holding steady to the week's trade at \$252.00 dressed for steers and \$251.00-\$252.00 for heifers. But, from Monday of this week on, prices improved with trade reported at \$255.00 dressed for steers and \$254.00-\$255.00 for heifers which is up \$3.00 from the previous Friday and averaging \$14.25 higher than the same time last year. Producers reported that the cattle they sold this week were for delivery the first week in June.

The Ontario carcass weight for steers reported by Canfax and the CBGA at federally inspected plants, for the week ending May 8th, was 1,009 lbs up 29 lbs from the previous week and was the largest weekly average weight reported since data collection began in 2007. Carcass weights for heifers were at 870 lbs, down 20 lbs from the week before. But, by May 15th steer carcass weights had declined to 973 lbs down 36 lbs from the record high weights noted the week before and the second lowest carcass weight on a weekly basis in 2021. Heifer carcass weights also declined that week to 865 lbs, down 5 lbs from the week ending May 8th.

Fully steady receipts of cull cows sold stronger this week with 1,943 head sold through auction markets, but 315 fewer than the same time last year, noting a few more beef cows moving the last couple of weeks. Year to date there have been 52,144 cows sold through auctions, down 1.4% from the same time last year but 7.4% more than this time in 2019. Cows sold from \$70.18-\$95.88 averaging \$81.53 cwt, up \$3.64 from last week and \$8.04 above year ago prices. Auction markets reported active trade on good demand with prices reported as stronger, mainly \$2.00-\$3.00 higher and up by \$5.00-\$7.00 in spots.

Lighter receipts of 5,065 stocker and feeder cattle sold through auction markets this week down 1,881 head from last week and 140 fewer than the same time last year. Auction markets reported calves as barely steady to start but as the week progressed trade was steady to selectively steady with quality considered. Heavier cattle started out slightly stronger than the week before. As the week progressed trade was under pressure, but from Wednesday on the market on the heavy cattle was steady to stronger. Actual average prices this week saw steers 400-500 lbs average \$12.44 lower, 500-600 lbs down \$15.64, 600-700 lbs down \$6.09, 700-800 lbs down \$7.76, 800-900 lbs up \$3.32, 900-1000 lbs up \$4.03 and steers 1000 lbs and over averaged \$3.12 stronger than last week. Heifers 300-400 lbs were up \$20.20 on average from last week on very light receipts, while 400-500 lb heifers were down \$7.06, 500-600 lbs down \$11.18, 600-700 lbs down \$4.78, 700-800 lbs up \$5.60, 800-900 lbs up \$3.77 and heifers 900 lbs and over were up \$3.97 from last week on average.

The Quebec electronic market on Wednesday sold from \$257.50-\$259.75 cwt dressed FOB, up \$2.98 from the previous week on average.

Alberta direct trade this week was noted by Canfax as slightly smaller than last week in volume. Trade was reported \$273.00-\$274.00 delivered on a dressed basis, steady to last week. Canfax reports that cattle that sold this week are for delivery the week of June 7th.

The U.S. cash cattle trade for the week ending May 14th was light to moderate with dressed heifer trade very light. Prices for the week reported by the USDA Mandatory Price report saw live trade range from \$118.50-\$122.00, with steers averaging \$119.73 up \$1.73 from the previous week, while heifers averaged \$119.82 up \$1.62. On the rail trade ranged from \$188.00-\$192.00 dressed with steers averaging \$190.49 up \$1.96 and heifers \$191.25 up \$2.62.

This week the US cash trade has been light to moderate from Tuesday to Thursday and it appears the bulk of trade is completed. Business in the south was from \$118.00-\$120.00 live, mainly \$119.00 which is fully steady to last week. In the north trade ranged from \$189.00-\$193.00 dressed with most at \$191.00 which is also steady to last week. Asking prices on the few remaining cattle are sitting at \$120.00 live in the south and \$192.00 dressed in the north.