



## Weekly Market Information Report for the week ending Thursday June 10, 2021

The following information is collected from various sources and disseminated by Beef Farmers of Ontario.

### ONTARIO DIRECT TO PACKER RAILGRADE CATTLE TRADE

Prices are on a carcass weight basis before grade and weight discounts. Weekly Range:

**A Grade Steers** 265.00-270.00

**A Grade Heifers** 264.00-270.00

### ONTARIO LIVE CATTLE TRADE

Ontario auction sales this week saw weighted average price ranges for:

FED CATTLE	Volume	Price Range	Average	Top	Last Week Avg
Large Frame Steers +1250	88	149.83-165.68	160.81	168.00	153.92
Medium Frame Steers +1250	72	149.17-162.46	156.99	170.00	152.36
Large & Medium Frame Steers +1250	160	149.94-164.91	159.35	170.00	155.18
Large Frame Heifers +1000	155	138.73-164.14	154.24	171.50	149.87
Medium Frame Heifers +1000	142	140.29-159.99	152.24	171.00	150.65
Large & Medium Frame Heifers +1000	297	141.16-162.46	153.99	171.50	150.68
Fed steers, Dairy & Dairy Cross +1250	84	106.94-126.15	116.26	155.75	116.68
Fed heifers, Dairy & Dairy Cross +1000	58	97.36-116.29	108.50	151.00	98.95
Cows - All Weights	1,732	70.01-100.84	84.88	140.00	80.50
Bulls - All Weights	132	82.26-118.26	102.94	141.99	96.89

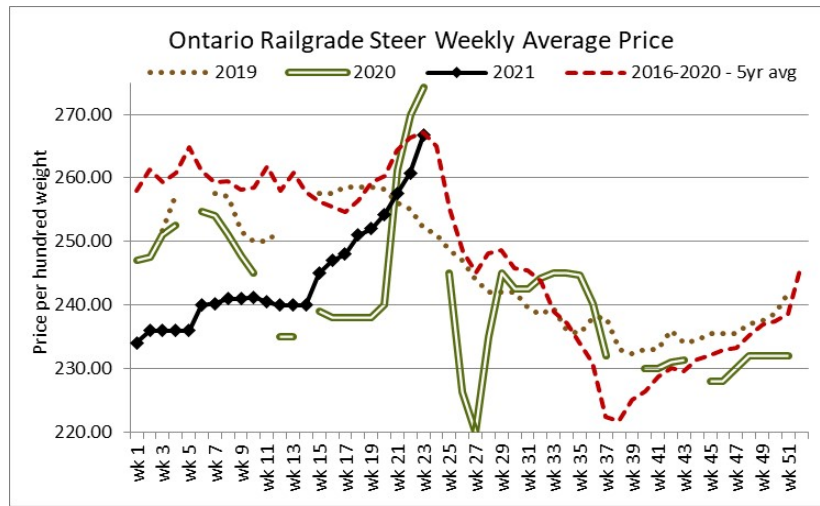
### STOCKERS - Large and Medium Frame

STEERS	Volume	Price Range	Average	Top	Last Week Avg
1000+	688	157.88-170.68	164.22	176.00	165.05
900-999	289	165.19-184.80	174.92	188.00	176.78
800-899	155	172.54-194.00	185.15	198.00	183.63
700-799	153	170.77-205.75	191.14	216.00	183.45
600-699	146	182.79-225.39	206.54	244.00	189.17
500-599	125	196.14-242.34	220.23	266.00	202.15
400-499	45	205.03-247.30	229.84	275.00	230.83
-399	27	202.92-272.13	227.59	350.00	229.00

HEIFERS	Volume	Price Range	Average	Top	Last Week Avg
+900	473	145.49-164.87	156.02	170.25	152.97
800-899	162	149.08-166.81	159.44	173.75	158.14
700-799	151	121.90-173.40	156.25	184.00	163.71
600-699	150	151.54-188.90	175.54	203.00	168.40
500-599	104	170.34-213.48	191.13	239.00	180.35
400-499	67	148.15-215.18	176.42	248.00	173.48
300-399	10	184.05-184.55	184.30	213.00	175.65
-299	4	132.25-162.25	143.50	170.00	178.75

At Kawartha Lakes Community Sale Barn, June 5, 2021 – 14 fed cattle, 141 cows, 15 bulls, 64 veal, 40 stockers

	Price Range	Avg.	Top
Cows	73.00-100.50	84.40	106.00
Bulls under 1600 lbs	97.00-98.00	97.48	98.00
Bulls over 1600 lbs	98.00-122.00	111.37	122.00
Veal 600 lbs +	94.00-125.00	104.62	125.00
Veal 125 lbs & under	65.00-200.00	119.43	255.00

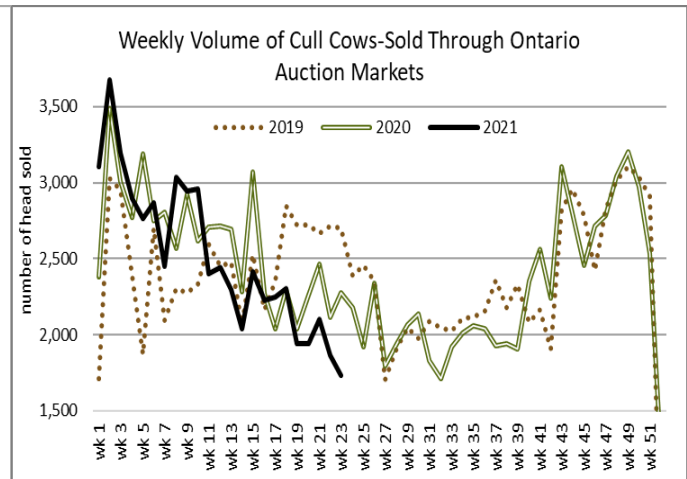
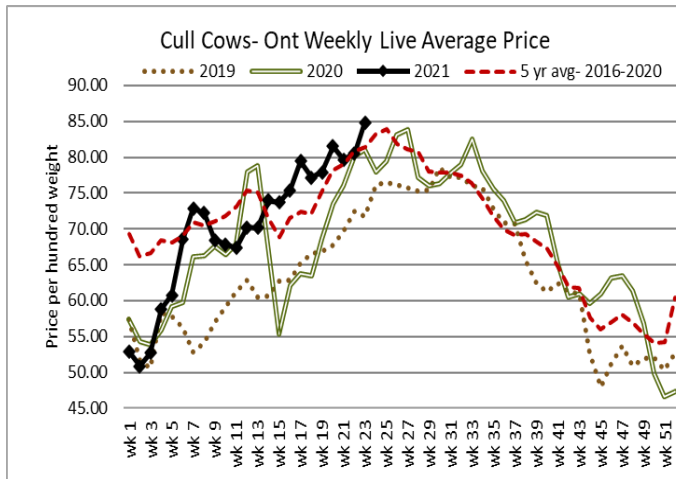


**Denfield Livestock Exchange Inc., June 8, 2021: 191 Fed Cattle, 28 Veal, 53 Cows, 6 Bulls, 8 stockers**

	Price Range	Average	Top
Large & Medium Frame Fed Steers +1250 lbs	155.25-168.00	143.45	170.00
Large & Medium Frame Fed Heifers +1000 lbs	146.25-166.00	157.04	171.50
Cows	69.00-96.00	83.62	107.00
Veal over 600 lbs	109.00-120.00	114.05	140.00

**At Aylmer Stockyards Inc.: June 9, 2021 – 45 veal, 137 Cows, 27 fed cattle, 10 stockers**

	Price Range	Average	Top
Large & Medium Frame Fed Steers 1250 lbs +	137.50-155.49	148.30	155.49
Fed Heifers, Dairy & Dairy Cross 1000 lbs +	83.99-114.50	106.09	114.50
Cows	61.99-105.00	86.69	105.00
Veal over 600 lbs	91.00-143.99	112.09	143.99



### ONTARIO STOCKER & FEEDER TRADE

Stocker sale at **Brussels Livestock: June 4, 2021 – 1,232 Stockers**

Steers	Price Range	Average	Top	Heifers	Price Range	Average	Top
1000+	151.00-164.00	157.88	174.00	900+	147.00-165.75	157.92	170.25
900-999	163.00-184.50	173.44	186.25	800-899	156.00-173.75	166.46	173.75
800-899	180.00-198.00	188.64	198.00	700-799	104.00-177.00	150.36	177.00
700-799	178.00-211.00	199.82	211.00	600-699	160.00-197.00	179.60	197.00
600-699	199.00-234.50	218.30	234.50	500-599	170.00-215.00	191.41	215.00
500-599	217.00-256.00	228.07	256.00	400-499	130.00-181.00	150.67	229.00
400-499	232.00-249.00	240.14	260.00				
399-	227.00-246.00	236.50	246.00				

Stocker sale at: **Renfrew Pontiac Livestock: June 8, 2021 –150 Stockers**

Steers	Price Range	Average	Top	Heifers	Price Range	Average	Top
800-899	131.00-180.00	162.40	180.00	700-799	105.00-181.49	164.90	181.49
700-799	158.29-204.99	178.09	204.99	600-699	134.00-186.00	178.60	186.00
600-699	197.50-233.00	217.20	233.00				
500-599	119.99-233.00	203.39	233.00				

Stocker sale at **Ontario Livestock Exchange, June 9, 2021 – 684 stockers**

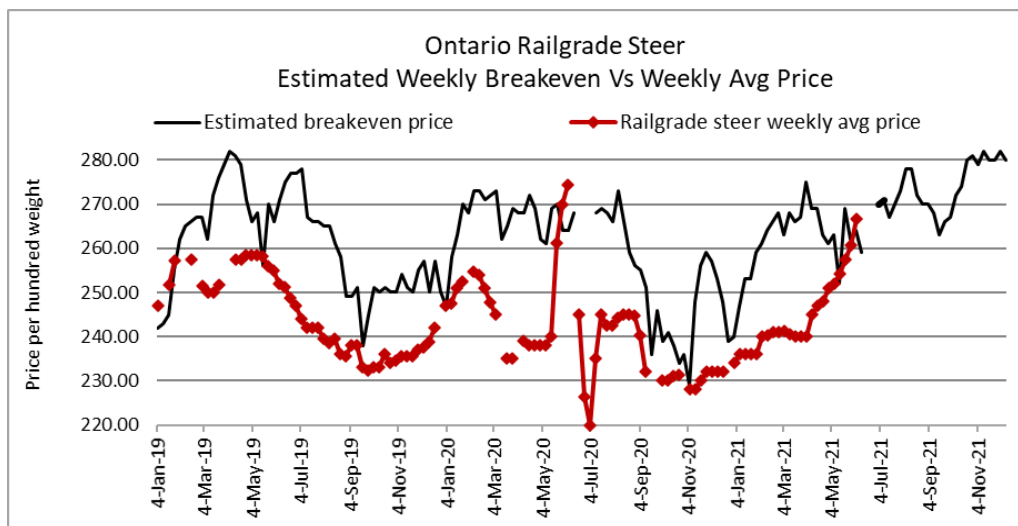
Steers	Price Range	Average	Top	Heifers	Price Range	Average	Top
1000+	163.50-176.00	169.27	176.00	900+	148.00-169.00	157.90	169.00
900-999	171.00-188.00	179.57	188.00				

Stocker sale at **Ontario Livestock Exchange: June 10, 2021 – 156 Stockers**

Steers	Price Range	Average	Top	Heifers	Price Range	Average	Top
700-799	180.00-202.00	195.11	202.00	900+	120.00-140.00	129.50	145.00
600-699	162.50-227.00	194.69	227.00	800-899	135.00-147.50	139.90	147.50
500-599	185.00-220.00	206.50	220.00	700-799	127.50-132.50	130.56	132.50
400-499	210.00-235.00	222.00	275.00	500-599	147.50-205.00	183.13	205.00

Stocker sale at: **Ontario Stockyards Inc, June 10, 2021- 358 stockers**

Steers	Price Range	Average	Top	Heifers	Price Range	Average	Top
1000+	148.00-166.00	158.60	166.00	900+	110.00-136.00	119.75	136.00
800-899	166.00-197.50	191.07	197.50	800-899	125.00-159.00	146.43	159.00
700-799	179.00-213.50	199.53	216.00	700-799	141.00-184.00	168.65	184.00
600-699	191.00-232.00	216.92	244.00	600-699	165.00-203.00	184.74	203.00
500-599	225.00-249.00	234.44	266.00	500-599	191.00-227.00	207.61	239.00
400-499	195.00-270.00	245.45	270.00	400-499	185.00-248.00	216.44	248.00
399-	225.00-295.00	252.22	295.00				



The information provided on this report is based on weighted averages for actual data collected. Input costs are a guideline only and will vary from producer to producer. BFO does not take any responsibility and accepts no legal liability arising from or connected to damages or losses experienced by producers when using this information. This is to be used at your own risk.

**CATTLE EXPORTS-ONTARIO**

	Week ending May 22, 2021	Week ending May 15, 2021	Year to Date 2021
Total live slaughter cattle exported from Ontario to the U.S.	1,211	1,376	54,996
Steers & Heifers & Cows	1,119	1,290	52,121
Bulls	92	86	2,875

## QUEBEC ELECTRONIC AUCTION MARKET (F.O.B. THE FEEDLOT)

**Price** **Change from Last Week**  
 For the week ending June 10, 2021 264.75-265.00 +4.55

### ALBERTA DIRECT TRADE

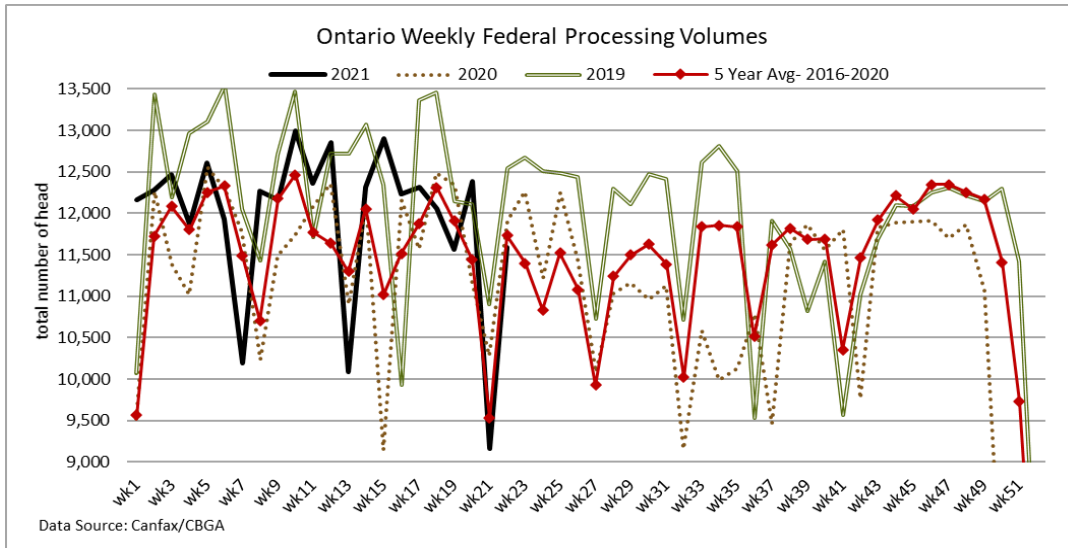
**Alberta's direct trade:** for the week ending June 10, 2021

<b>Steers</b>	Live <b>FOB</b>	164.50-166.00	Rail <b>FOB</b>	271.00-278.00
<b>Heifers</b>	Live <b>FOB</b>	N/T	Rail <b>FOB</b>	271.00-277.00

### U.S. TRADE (U.S. funds)

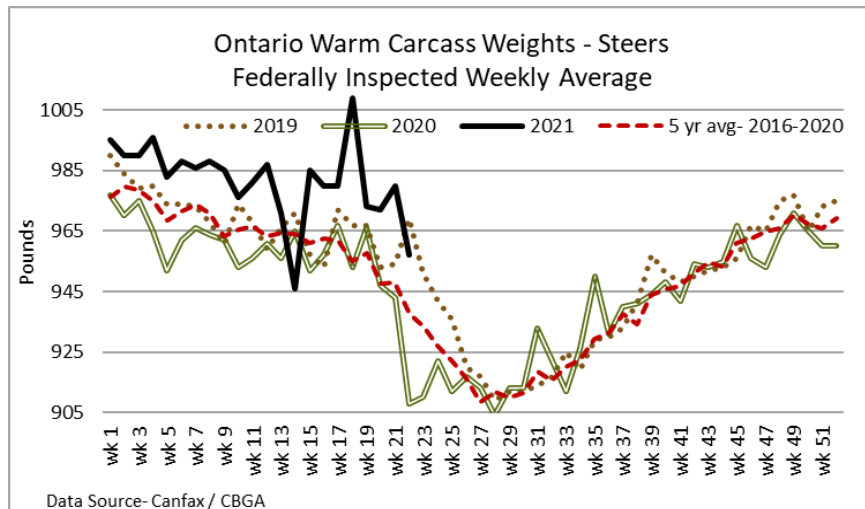
**The U.S. cash cattle trade:** for the week ending June 10, 2021

Choice and Select Steers and Heifers:	Live	116.00-122.50
	Rail	188.00-196.00



### FEDERALLY INSPECTED CANADIAN PROCESSING

	Week Ending June 5, 2021	# of hd change from week ago	YTD	% Change (Week Ago)	% Change (Year Ago)
<b>Grand Total</b>	60,582	+6,559	1,341,731	+12%	+17%
<b>Western Slaughter</b>	47,536	+3,938	1,047,714	+9%	+21%
<b>Eastern Slaughter</b>	13,046	+2,621	294,017	+25%	+5%



### AVERAGE CARCASS WEIGHTS – CANADA

	Steers	Heifers
June 5, 2021	867	816
May 29, 2021	875	806
May 30, 2020	890	861

### USDA ESTIMATED CATTLE PROCESSING VOLUME

	Week Ending June 12, 2021	Previous Week	Year Ago
Grand Total	665,000	538,000	645,000

### U.S. BOXED BEEF CUT-OUT VALUES (U.S. funds)

	Choice 600-900	Select 600-900
Current Five Day Average	338.62	309.07

### BEEF EXPORTS – CANADA

	United States Jan 1- Apr 30/21	Change from last year YTD	Mexico Jan 1- Apr 30/21	Change from last year YTD
Total	104,367 tonnes	+18% or +1,071 tonnes	7,631 tonnes	+86% or +3,523 tonnes
	Japan Jan 1- Apr 30/21	Change from last year YTD	China Jan 1- Apr 30/21	Change from last year YTD
Total	17,157 tonnes	+18% or +2,569 tonnes	5,349 tonnes	+58% or +1,967 tonnes

### LIVE CATTLE – CANADA

IMPORTS		Import % change from 2020 YTD	EXPORTS		Export % change from 2020 YTD
Jan 1- Apr 30/21			Jan 1- May 15/21		
Pure bred	5,961	+520%	Slaughter steers & heifers & cows	187,093	-13%
Non-pure bred	134,660	+94%	Feeder cattle & calves	38,159	-43%
			Bulls	11,636	-15%

### BEEF PRODUCTION – CANADA

	Jan 1 – June 5/21	Last Year Same Time	% Change
Fed	463,637 tonnes	383,637 tonnes	+21%
Non-fed	66,904 tonnes	64,421 tonnes	+4%

### BEEF IMPORTS – CANADA

	Jan 1 – June 5/21	Last Year Same Time	% Change
United States	43,594 tonnes	49,219 tonnes	-11%
Non-CUSMA	18,793 tonnes	23,282 tonnes	-19%
EU-28 (beef/veal total)	4,814 tonnes	5,708 tonnes	-16%
Total	71,702 tonnes	83,040 tonnes	-14%

### CHICAGO MERCANTILE EXCHANGE

Closing quotes on futures today were as follows:

Live Cattle		Feeder Cattle		Corn		Soybeans		Canadian \$	
Jun	118.70 +1.12	Aug	151.17 +2.77	Jul	6.844 -14.4	July	15.084 -35.4	Spot	82.18 -0.54
Aug	120.02 +1.47	Sep	153.52 +2.62	Sep	6.296 -8.4	Aug	14.824 -27.4	Jun	82.18 -0.54
Oct	125.77 +1.57	Oct	155.47 +2.35	Dec	6.096 -6.6	Sep	14.474 -20.6	Sep	82.18 -0.54
Dec	130.57 +1.20	Nov	157.15 +2.25	Mar	6.160 -6.0	Nov	14.386 -20.6	Dec	82.18 -0.53
Feb	134.27 +1.12	Jan	157.20 +1.95	May	6.194 -5.6	Jan	14.404 -20.4	Mar	82.18 -0.53
Apr	136.87 +1.15	Mar	157.82 +1.82	Jul	6.194 -5.2	Mar	14.150 -18.0	Jun	82.16 -0.53

## **OBCFPP LICENCE CHANGES**

### **No Longer Licensed: Country Dealer**

Hamilton Livestock Inc., 4257 Hamilton Side Rd, RR 4, Almonte, Ontario K0A 1A0

### **No Longer Licensed: Abattoir/Country Dealer**

Butchers to Go Inc., o/a Abattoir Lefavre, 122 county Road 15, Lefavre, ON K0B 1J0

## **UPCOMING SPECIAL SALES**

June 15            Keady Livestock Market    50 Cow/Calf Pairs on offer- selling directly after the stockers- Char/XBred, Cows with Char Calves @ Side, From the West, Exposed to Char Bull, Off One Ranch, Bovi 5, Elastic Cattle consigned can be viewed here: [http://www.keadylivestock.com/auction/special\\_livestock.html](http://www.keadylivestock.com/auction/special_livestock.html)

### **Comments for the week ending June 10<sup>th</sup>**

There were just 457 fed steers and heifers sold through auction markets this week down 93 head from last week and 188 fewer than the same week last year. Fed steers sold from \$149.94-\$164.91 averaging \$159.35 up \$4.17 from last week on average and fully steady to last year at this time. Fed heifers sold from \$141.16-\$162.46 averaging \$153.99 up \$3.31 cwt, but \$7.69 below last year at this time. Auction markets reported trade active with prices from \$2.00-\$5.00 cwt higher to start and \$5.00-\$6.00 by week's end.

Ontario railgrade prices improved as the week progressed. Trade started out the previous Friday with limited sales at \$265.00 dressed for steers, with delivery noted for the weeks of June 21st and 28th. On Monday, sales were reported at \$265.00 dressed for steers and \$264.00-\$265.00 for heifers with delivery reported for the week of June 14th. By Wednesday prices had improved to \$270.00 dressed for steers and \$269.00-\$270.00 for heifers, also with delivery the week of June 14th. This week's average price up \$6.00 cwt from the previous week but \$7.50 easier than this time last year.

Ontario carcass weights for steers have been above 970 lbs in all of 2021 except for one week, with the top weight recorded on a weekly basis the week of May 8<sup>th</sup> at 1,009 lbs. Since then weights have declined but are still heavier than last year at this time, with the Ontario carcass weight average for steers the week of June 5<sup>th</sup> down to 957. Carcass weights are expected to continue to decline going forward.

Lighter receipts of cull/fed cows sold through auction markets this week at 1,732 head, down 130 from last week and 540 fewer than this time last year. Cows sold from \$70.01-\$100.84 averaging \$84.88 up \$4.38 from last week and \$3.82 above year ago prices. Auction markets reported trade as active at stronger prices to start. By early week trade was active and steady on a good demand, with one market noting prices up \$3.00-\$4.00 from last week. By mid-week trade was noted as selling on a strong demand at stronger to higher prices.

Light volumes of 2,749 stocker and feeder cattle sold through auction markets this week down 1,309 head from last week and 2,214 head fewer than this time last year. Auction markets reported trade as active with prices steady to stronger. Actual average prices this week saw steers 400-500 lbs down \$0.99 from last week, 500-600 lbs up \$18.08, 600-700 lbs up \$17.37, 700-800 lbs up \$7.69, 800-900 lbs up \$1.52, 900-1000 lbs down \$1.86 and steers 1000 lbs and over averaged \$0.83 easier than last week on average. Heifers from 400-500 lbs were up \$2.94 from last week, heifers 500-600 lbs were up \$10.78, 600-700 lbs up \$7.14, 700-800 lbs down \$7.46, 800-900 lbs up 1.30 while heifers 900 lbs and over averaged \$3.05 stronger than last week on average.

The Quebec electronic market this week sold from \$264.75-\$265.00 cwt dressed FOB, up \$4.55 from the previous week on average.

Alberta direct trade was active with Canfax noting prices as fully steady to last week at \$275.00-\$277.00 delivered on a dressed basis. On a picked-up basis Canfax reports live steers from \$164.50-\$166.00 while dressed prices ranged from \$271.00-\$278.00 with steers averaging \$274.52 up \$0.65 while heifers averaged \$274.73 up \$0.88 from last week. Canfax noted: "Most of the cattle that traded this week were being scheduled for late June/early July delivery. Sale volumes are not large but this week's cash offering has been cleaned up."

The U.S. cash cattle trade for the week ending June 4th, reported by the USDA Mandatory Price Report, saw live prices range from \$118.00-\$122.50 with steers averaging \$119.92 up \$0.28 from the previous week, while heifers averaged \$119.90 up \$0.14. On the rail trade ranged from \$188.00-\$194.00 dressed, with steers averaging \$190.68 down \$0.01 and heifers \$190.75 up \$0.18.

This week the U.S. cash trade has been moderate to active with sales starting on Monday and carrying through to Thursday at steady prices. Live trade this week ranged from \$116.00-\$122.50, mainly \$119.00-\$120.00 while dressed trade was reported from \$188.00-\$196.00, mainly \$190.00-\$191.00, which is fully steady. Today the market was quiet and it appears that business for the week is completed.