



Weekly Market Information Report for the week ending Thursday June 17, 2021

The following information is collected from various sources and disseminated by Beef Farmers of Ontario.

ONTARIO DIRECT TO PACKER RAILGRADE CATTLE TRADE

Prices are on a carcass weight basis before grade and weight discounts. Weekly Range:

A Grade Steers	270.00
A Grade Heifers	269.00-270.00

ONTARIO LIVE CATTLE TRADE

Ontario auction sales this week saw weighted average price ranges for:

FED CATTLE	Volume	Price Range	Average	Top	Last Week Avg
Large Frame Steers +1250	116	141.16-165.95	158.26	177.50	160.81
Medium Frame Steers +1250	124	150.76-166.12	158.08	172.99	156.99
Large & Medium Frame Steers +1250	240	146.39-166.80	158.79	177.50	159.35
Large Frame Heifers +1000	164	142.53-164.83	156.68	169.50	154.24
Medium Frame Heifers +1000	219	151.65-166.16	159.28	170.25	152.24
Large & Medium Frame Heifers +1000	383	147.37-165.65	158.38	170.25	153.99
Fed steers, Dairy & Dairy Cross +1250	113	116.34-128.27	121.80	149.50	116.26
Fed heifers, Dairy & Dairy Cross +1000	109	88.54-120.89	104.11	155.00	108.50
Cows - All Weights	1,853	71.34-101.32	85.16	131.00	84.88
Bulls - All Weights	114	101.29-124.43	112.53	191.90	102.94

STOCKERS - Large and Medium Frame

STEERS	Volume	Price Range	Average	Top	Last Week Avg
1000+	981	161.18-176.96	169.01	179.00	164.22
900-999	461	170.81-181.86	177.21	188.50	174.92
800-899	203	141.32-188.73	167.65	200.00	185.15
700-799	235	182.42-208.74	196.97	217.00	191.14
600-699	240	177.44-230.34	205.70	259.00	206.54
500-599	230	204.76-251.60	230.22	271.00	220.23
400-499	96	195.90-248.88	225.46	275.99	229.84
-399	28	153.66-246.37	202.39	275.00	227.59

HEIFERS	Volume	Price Range	Average	Top	Last Week Avg
+900	446	139.09-161.37	151.80	182.50	156.02
800-899	300	156.29-173.36	164.53	182.50	159.44
700-799	143	130.03-171.82	153.43	200.00	156.25
600-699	203	141.78-194.65	175.72	213.00	175.54
500-599	219	163.45-208.01	189.59	245.00	191.13
400-499	97	169.16-215.04	193.16	237.50	176.42
300-399	30	156.10-204.63	179.34	235.00	184.30
-299	1	N/T	N/T	N/T	143.50

At Kawartha Lakes Community Sale Barn, June 12, 2021 – 4 fed cattle, 127 cows, 11 bulls, 26 veal, 27 stockers

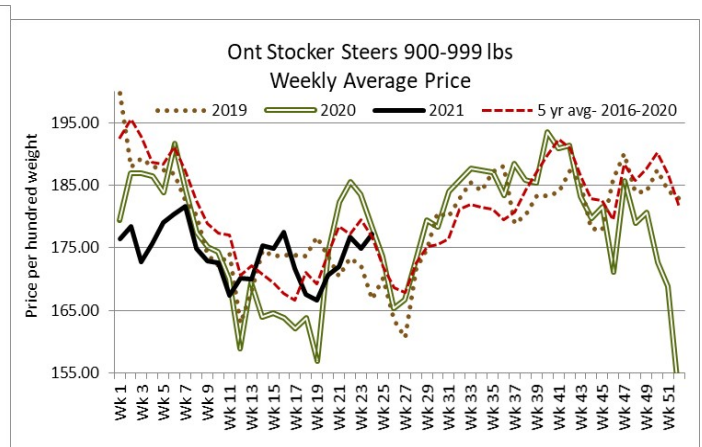
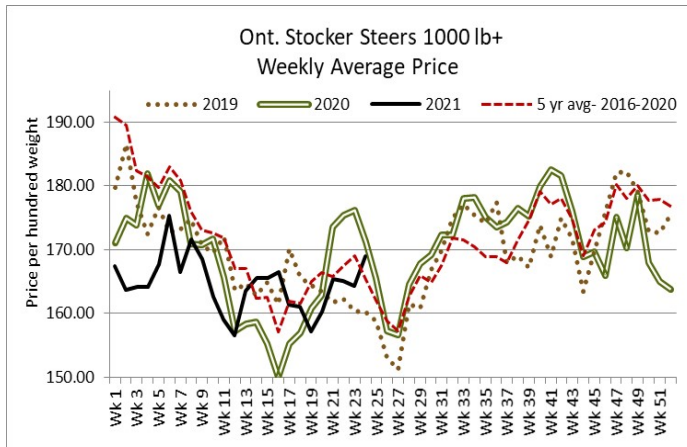
	Price Range	Avg.	Top
Cows	78.00-102.00	87.76	110.00
Bulls under 1600 lbs	99.00-108.00	103.81	108.00
Bulls over 1600 lbs	98.50-121.00	108.70	121.00
Veal 600 lbs +	101.00-127.50	106.60	127.50

Denfield Livestock Exchange Inc., June 15, 2021: 334 Fed Cattle, 34 Veal, 41 Cows, 2 Bulls

	Price Range	Average	Top
Large & Medium Frame Fed Steers +1250 lbs	151.75-166.50	159.11	169.00
Large & Medium Frame Fed Heifers +1000 lbs	150.00-169.25	161.91	170.25
Cows	66.00-106.00	84.45	115.00
Veal over 600 lbs	102.00-118.00	110.41	145.00

At Aylmer Stockyards Inc.: June 16, 2021 – 26 veal, 113 Cows, 57 fed cattle, 17 stockers, 3 bulls

	Price Range	Average	Top
Large & Medium Frame Fed Steers 1250 lbs +	130.00-172.99	146.79	172.99
Fed Heifers, Dairy & Dairy Cross 1000 lbs +	85.99-121.99	108.69	121.99
Cows	60.99-109.49	89.00	109.49
Veal over 600 lbs	90.00-116.99	105.69	156.00



ONTARIO STOCKER & FEEDER TRADE

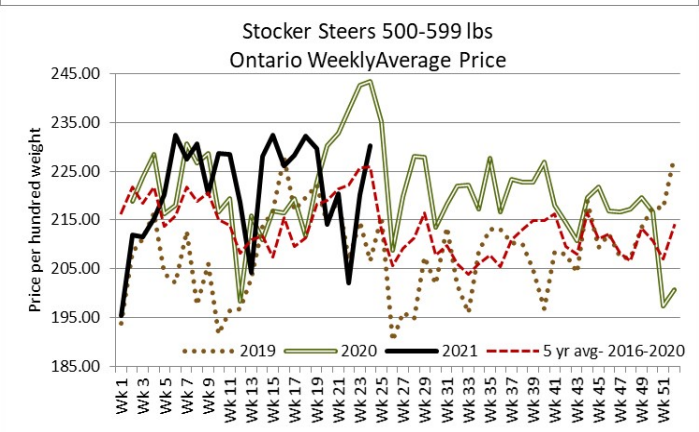
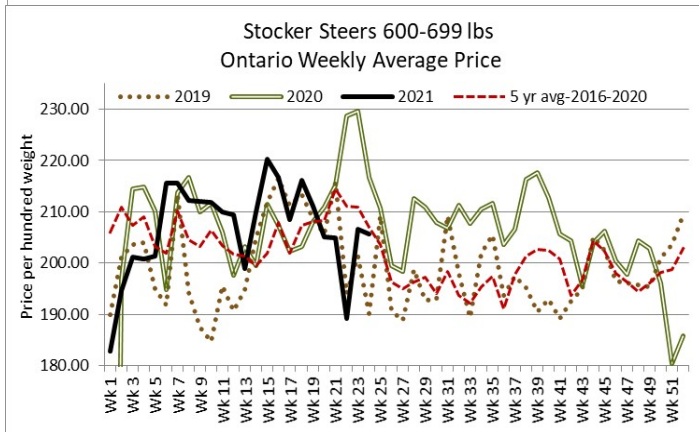
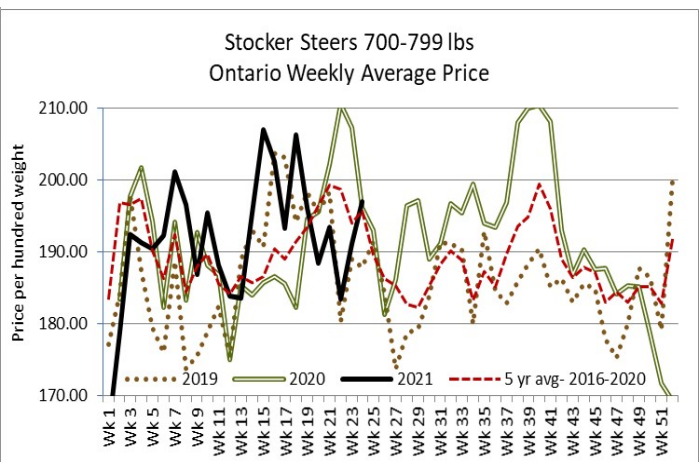
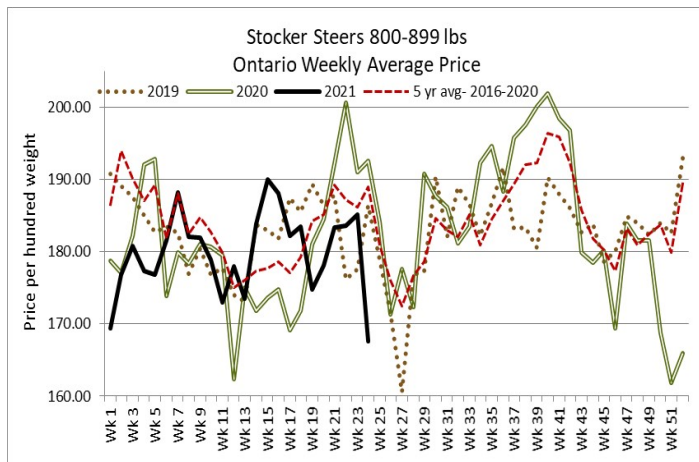
Stocker sale at Brussels Livestock: June 11, 2021 – 1,209 Stockers

Steers	Price Range	Average	Top	Heifers	Price Range	Average	Top
1000+	157.00-178.50	167.98	178.50	900+	145.00-165.50	156.05	168.25
900-999	164.00-181.00	172.41	188.00	800-899	159.00-174.00	165.89	175.00
800-899	77.00-177.00	131.98	194.00	700-799	120.50-172.50	153.13	172.50
700-799	172.00-197.00	187.47	197.00	600-699	110.00-185.00	156.16	204.50
600-699	130.00-213.00	178.20	217.00	500-599	135.00-205.00	164.07	219.00
500-599	207.00-236.00	225.04	248.00	400-499	168.00-231.00	198.50	231.00
400-499	238.00-258.00	244.22	258.00	300-399	140.00-192.00	171.33	192.00
399-	170.00-275.00	237.25	275.00				

Stocker sale at: Keady Livestock Market: June 15, 2021 – 532 Stockers

Steers	Price Range	Average	Top	Heifers	Price Range	Average	Top
1000+	169.50-176.50	172.67	179.00	900+	110.00-140.00	127.86	182.50
900-999	177.00-42 hd			800-899	167.00-174.00	170.47	178.00
800-899	197.50-200.00	199.00	200.00	700-799	147.00-175.00	159.00	175.00
700-799	197.00-214.00	206.15	214.00	600-699	177.50-211.50	196.41	213.00
600-699	234.00-259.00	243.30	259.00	500-599	177.00-219.00	205.63	219.00
500-599	227.00-271.00	252.33	271.00	400-499	213.00-229.00	225.22	229.00
400-499	221.00-260.00	242.83	260.00				
399-	167.50-255.00	196.67	255.00				

Next sale is on Tuesday June 29th.



Stocker sale at: **Renfrew Pontiac Livestock: June 15, 2021 –191 Stockers**

Steers	Price Range	Average	Top	Heifers	Price Range	Average	Top
900-999	137.00-174.50	170.59	174.50	900+	88.50-139.50	127.29	139.50
800-899	127.00-156.00	142.19	156.00	700-799	102.49-181.00	149.39	181.00
700-799	156.00-202.49	178.49	202.49	600-699	127.49-202.00	185.20	202.00
600-699	157.49-235.49	210.99	235.49	500-599	130.00-204.00	183.60	204.00
500-599	227.00-243.00	234.69	243.00				
400-499	132.49-256.00	209.39	256.00				
399-	189.99-229.99	207.79	229.99				

Stocker sale at **Ontario Livestock Exchange, June 16, 2021 – 643 stockers**

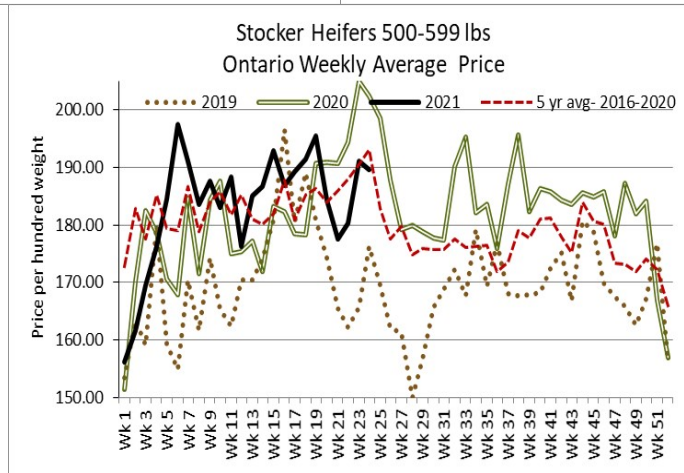
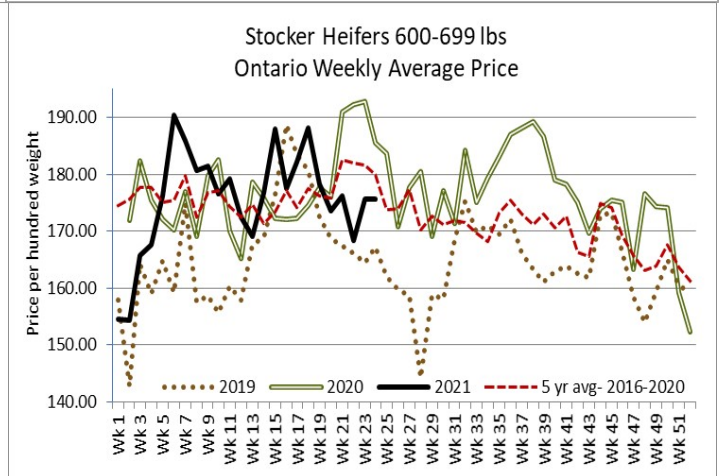
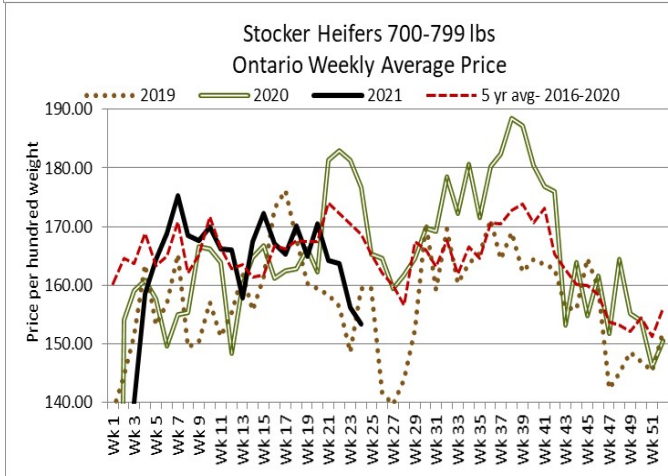
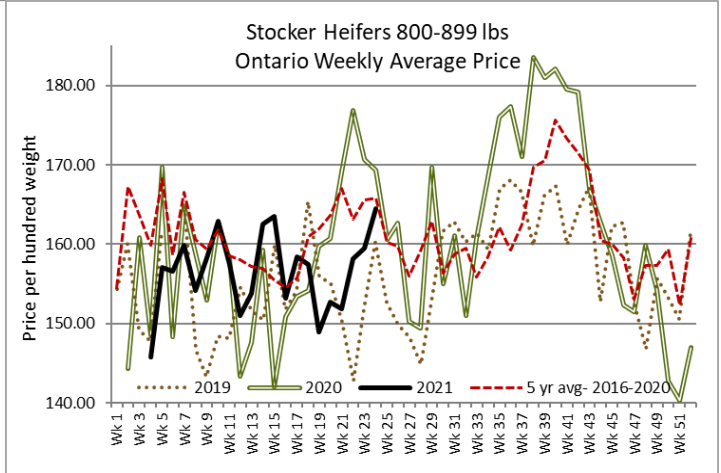
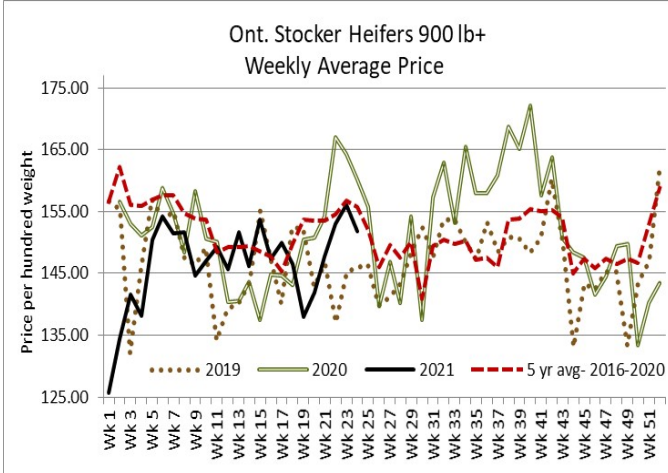
Steers	Price Range	Average	Top	Heifers	Price Range	Average	Top
1000+	164.00-177.50	170.43	177.50	900+	N/T		
900-999	171.50-185.00	180.02	185.00				
800-899	185.00-199.00	190.66	199.00				

Stocker sale at **Ontario Livestock Exchange: June 17, 2021 – 220 Stockers**

Steers	Price Range	Average	Top	Heifers	Price Range	Average	Top
700-799	130.00-192.50	156.25	192.50	500-599	175.00-204.00	198.84	204.00
600-699	107.50-190.00	148.29	210.00	400-499	120.00-200.00	159.64	217.50
500-599	127.50-227.50	178.21	227.50	300-399	145.00-225.00	178.00	225.00
400-499	120.00-180.00	142.50	180.00				
399-	155.00-200.00	181.25	200.00				

Stocker sale at: **Ontario Stockyards Inc, June 17, 2021- 815** stockers

Steers	Price Range	Average	Top	Heifers	Price Range	Average	Top
1000+	149.00-176.25	163.04	176.25	900+	110.00-149.50	143.28	149.50
900-999	172.50-188.50	181.73	188.50	800-899	148.00-182.50	166.83	182.50
800-899	157.50-197.00	183.01	197.00	700-799	152.50-198.00	172.17	200.00
700-799	196.50-217.00	209.68	217.00	600-699	162.50-198.00	185.71	206.00
600-699	204.00-243.00	222.43	244.00	500-599	180.00-215.00	201.29	245.00
500-599	215.00-265.00	240.18	270.00	400-499	189.00-225.00	206.58	237.50
400-499	207.50-255.00	235.77	270.00	300-399	180.00-235.00	212.50	235.00
399-	157.50-265.00	234.29	265.00				



ONTARIO BRED COW SALES

Keady Livestock Market, June 15, 2021- 69 Cow calf pairs (prices are per head & per pair)

	Exotic and Exotic X	British and British X
Top quality cow/calf pairs	\$2600-\$2900	\$1600-\$2300
Avg quality cow/calf pairs	\$1800-\$2500	N/T

A strong buyer demand of good quality cow/calf pairs!

CATTLE EXPORTS-ONTARIO

	Week ending May 29, 2021	Week ending May 22, 2021	Year to Date 2021
Total live slaughter cattle exported from Ontario to the U.S.	1,582	1,211	56,578
Steers & Heifers & Cows	1,369	1,119	53,490
Bulls	213	92	3,088

QUEBEC ELECTRONIC AUCTION MARKET (F.O.B. THE FEEDLOT)

	Price	Change from Last Week
For the week ending June 17, 2021	265.75-266.00	+1.00

ALBERTA DIRECT TRADE

Alberta's direct trade: for the week ending June 17, 2021

Steers	Live FOB	163.50	Rail FOB	272.50-275.50
Heifers	Live FOB	N/T	Rail FOB	273.00-275.50

U.S. TRADE (U.S. funds)

The U.S. cash cattle trade: for the week ending June 17, 2021

Choice and Select Steers and Heifers:	Live	120.00-125.00
	Rail	192.00-200.00

FEDERALLY INSPECTED CANADIAN PROCESSING

	Week Ending June 12, 2021	# of hd change from week ago	YTD	% Change (Week Ago)	% Change (Year Ago)
Grand Total	62,905	+2,323	1,404,636	+4%	+17%
Western Slaughter	49,802	+2,266	1,097,516	+5%	+20%
Eastern Slaughter	13,103	+57	307,120	+0%	+5%

AVERAGE CARCASS WEIGHTS – CANADA

	Steers	Heifers
June 12, 2021	882	808
June 5, 2021	867	816
June 6, 2020	879	849

USDA ESTIMATED CATTLE PROCESSING VOLUME

	Week Ending June 19, 2021	Previous Week	Year Ago
Grand Total	663,000	665,000	646,000

U.S. BOXED BEEF CUT-OUT VALUES (U.S. funds)

	Choice 600-900	Select 600-900
Current Five Day Average	332.58	296.82

BEEF EXPORTS – CANADA

	United States Jan 1- Apr 30/21	<i>Change from last year YTD</i>	Mexico Jan 1- Apr 30/21	<i>Change from last year YTD</i>
Total	104,367 tonnes	+18% or +1,071 tonnes	7,631 tonnes	+86% or +3,523 tonnes
	Japan Jan 1- Apr 30/21	<i>Change from last year YTD</i>	China Jan 1- Apr 30/21	<i>Change from last year YTD</i>
Total	17,157 tonnes	+18% or +2,569 tonnes	5,349 tonnes	+58% or +1,967 tonnes

LIVE CATTLE – CANADA

IMPORTS		<i>Import % change from 2020 YTD</i>	EXPORTS		<i>Export % change from 2020 YTD</i>
Jan 1- Apr 30/21			Jan 1- June 5/21		
Pure bred	5,961	+520%	Slaughter steers & heifers & cows	191,068	-15%
Non-pure bred	134,660	+94%	Feeder cattle & calves	40,622	-41%
			Bulls	12,226	-16%

BEEF PRODUCTION – CANADA

	Jan 1 – June 12/21	Last Year Same Time	% Change
Fed	484,383 tonnes	404,723 tonnes	+20%
Non-fed	70,088 tonnes	66,415 tonnes	+6%

BEEF IMPORTS – CANADA

	Jan 1 – June 12/21	Last Year Same Time	% Change
United States	46,036 tonnes	50,465 tonnes	-9%
Non-CUSMA	19,729 tonnes	24,013 tonnes	-18%
EU-28 (beef/veal total)	5,591 tonnes	5,884 tonnes	-5%
Total	76,419 tonnes	85,554 tonnes	-11%

CHICAGO MERCANTILE EXCHANGE

Closing quotes on futures today were as follows:

Live Cattle			Feeder Cattle			Corn			Soybeans			Canadian \$		
Jun	121.05	+0.95	Aug	155.02	-2.37	Jul	6.552	+22.2	July	13.960	+66.2	Spot	80.47	-0.48
Aug	121.55	+0.45	Sep	157.22	-1.87	Sep	5.774	+29.0	Aug	13.550	+60.0	Jun	80.48	-0.47
Oct	126.95	+0.37	Oct	159.05	-1.65	Dec	5.662	+33.6	Sep	13.172	+58.6	Sep	80.47	-0.47
Dec	130.50	+0.62	Nov	160.27	-1.37	Mar	5.732	+33.6	Nov	13.130	+60.2	Dec	80.49	-0.47
Feb	133.57	+0.97	Jan	160.27	-1.05	May	5.774	+34.0	Jan	13.166	+60.0	Mar	50.46	-0.47
Apr	136.27	+1.17	Mar	160.97	-0.87	Jul	5.782	+34.4	Mar	13.020	+60.2	Jun	80.41	-0.44

Beef Farmers of Ontario, 130 Malcolm Road, Guelph, ON N1K 1B1 Phone: (519) 824-0334 Fax: (519) 824-9161 or email: markets@ontariobeef.com

Comments for the week ending June 17th

623 fed steers and heifers sold through auction markets this week up 166 head from last week and 124 more than the same week last year. Fed steers ranged from \$143.69-\$166.80 averaging \$158.79 down \$0.56 from last week and \$1.06 easier than last year at this time. Fed heifers sold from \$147.37-\$165.65 averaging \$158.38 up \$4.39 from last week but \$0.13 easier than year ago prices. Auction markets reported active trading with prices anywhere from steady to \$7.00 higher on the steers, and \$2.00-\$7.00 higher for the heifers. By week's end, trade continued strong at prices \$2.00 cwt higher.

The Ontario railgrade market light to moderate this week with prices reported at \$270.00 dressed for steers and \$269.00-\$270.00 for heifers with delivery this week and mostly next week. This week's average price is up \$3.25 from last week. Last year at this time there was no trade reported, with one packer not bidding. Supplies were ample and packers were bought out three to four weeks last year at this time.

Larger volumes of fed/cull cows continued to sell at high prices, with 1,853 head sold through auction markets, up 121 from last week but 325 fewer than a year ago. Cows ranged from \$71.34-\$101.95 averaging \$85.16 up \$0.28 from last week and \$7.28 stronger than year ago prices. Auction markets reported active trading on strong demand with higher prices. One market noted beef cows up by \$12.00-\$15.00 cwt while dairy cows were up \$5.00-\$7.00. By week's end, trade was noted as very strong to stronger.

There were 3,387 stocker and feeder cattle sold through auction markets this week up 277 head from last week but 1,217 fewer than this time last year. Auction markets reported active trading on strong demand. Trade started this reporting period with higher prices. As the week progressed, heavier cattle were reported as steady to stronger with excellent demand and quality considered. Actual average prices this week saw steers 400-500 lbs down \$4.38 from last week, 500-600 lbs up \$9.99, 600-700 lbs down \$0.84, 700-800 lbs up \$5.83, 800-900 lbs down \$17.50, 900-1000 lbs up \$2.29 and steers 1000 lbs and over averaged \$4.79 higher than last week's weighted average prices. Heifers from 400-500 lbs were up \$16.74 from last week, 500-600 lbs were down \$1.54, 600-700 lbs up \$0.18, 700-800 lbs down \$2.82, 800-900 lbs up \$5.09 and heifers 900 lbs and over averaged \$4.22 easier than last week's weighted average prices.

The Quebec electronic market this week sold from \$265.75-\$266.00 cwt dressed FOB, up \$1.00 from the previous week on average.

Alberta direct trade this week was holding steady at \$276.00-\$277.00 delivered on a dressed basis noted Canfax. On a picked-up basis prices were reported at \$163.50 live for steers averaging \$1.69 lower than last week, while on the rail prices ranged from \$272.00-\$275.00 dressed, with steers averaging \$274.07 down \$0.45 and heifers \$275.25 up \$0.52 from the previous week on average. Canfax reports: "Most of the cattle that traded were being scheduled for the week of July 12th delivery. Historically when Alberta fed prices are at such a premium to the US, western Canadian packers start to scale back hours. This has not been the case this time, instead there has been talks of adding a few Saturday shifts to the work week schedule. This week there were premiums being paid for export eligible cattle. This week's cash offering has been cleaned up."

The U.S. cash cattle trade for the week ending June 11th, reported by the USDA Mandatory Price Report, saw live trade range from \$118.00-\$122.50 for the week, with steers averaging \$120.03 up \$0.11 from the previous week while heifers averaged \$119.91 live up \$0.01. On the rail prices ranged from \$188.00-\$196.00 dressed with steers averaging \$190.69 up \$0.01 with heifers averaging \$191.13 up \$0.38.

This week the U.S. cash trade has been moderate to active with stronger prices for the first time in seven weeks. Sales started on Monday and continued through to Thursday with trade in the south from \$120.00-\$124.00 live, mainly \$122.00 up \$2.00 cwt. In the north trade was reported from \$192.00-\$200.00 dressed, mostly \$195.00 up \$4.00 from the previous week on average. Some clean up trade is possible but the bulk of trade for the week has been completed.