



Weekly Market Information Report for the week ending Thursday July 15, 2021

The following information is collected from various sources and disseminated by Beef Farmers of Ontario.

ONTARIO DIRECT TO PACKER RAILGRADE CATTLE TRADE

Prices are on a carcass weight basis before grade and weight discounts. Weekly Range:

A Grade Steers	263.00
A Grade Heifers	262.00

ONTARIO LIVE CATTLE TRADE

Ontario auction sales this week saw weighted average price ranges for:

FED CATTLE	Volume	Price Range	Average	Top	Last Week Avg
Large Frame Steers +1250	188	149.22-164.76	159.72	175.50	159.61
Medium Frame Steers +1250	157	142.29-160.66	153.60	172.00	149.63
Large & Medium Frame Steers +1250	345	146.72-163.92	157.65	175.50	155.80
Large Frame Heifers +1000	92	138.96-157.76	150.49	177.00	157.47
Medium Frame Heifers +1000	142	141.86-159.43	152.15	168.50	156.10
Large & Medium Frame Heifers +1000	234	138.88-160.23	151.92	177.00	156.97
Fed steers, Dairy & Dairy Cross +1250	69	108.64-124.71	118.61	150.50	118.49
Fed heifers, Dairy & Dairy Cross +1000	125	86.23-123.01	103.10	158.00	104.97
Cows - All Weights	1,845	66.63-95.47	79.69	138.96	79.31
Bulls - All Weights	133	88.25-120.62	105.13	148.00	109.98

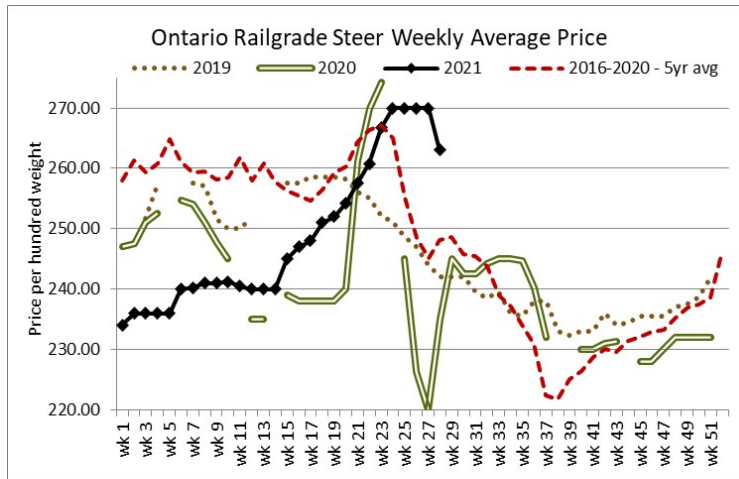
STOCKERS - Large and Medium Frame

STEERS	Volume	Price Range	Average	Top	Last Week Avg
1000+	976	154.84-173.49	162.44	184.00	166.08
900-999	247	172.93-187.86	181.25	200.00	171.98
800-899	229	166.51-195.48	183.77	206.00	185.03
700-799	131	156.84-191.25	176.12	216.00	181.42
600-699	165	170.75-218.04	197.30	248.00	197.72
500-599	144	173.41-225.35	203.37	259.50	216.62
400-499	39	147.23-220.35	176.40	277.00	227.97
-399	29	142.72-276.55	201.81	400.00	219.73

HEIFERS	Volume	Price Range	Average	Top	Last Week Avg
+900	234	134.94-160.81	148.87	166.00	154.02
800-899	192	142.74-171.59	159.77	176.50	146.24
700-799	175	151.33-184.65	169.89	244.00	154.81
600-699	183	140.45-198.87	175.76	240.00	171.30
500-599	119	154.68-202.41	187.20	236.00	189.05
400-499	42	149.25-197.11	177.88	240.00	191.95
300-399	8	143.63-148.63	146.13	210.00	182.31
-299	13	161.15-177.69	168.14	285.00	192.47

At Kawartha Lakes Community Sale Barn: July 10, 2021 – 4 fed cattle, 120 cows, 8 bulls, 51 veal, 14 stockers

	Price Range	Avg.	Top
Cows	73.00-106.00	85.62	111.00
Bull over 1600 lbs	113.00-125.00	115.18	125.00
Veal 600 lbs +	110.00-127.50	118.68	141.00
Veal 125 & under	20.00-430.00	92.00	430.00

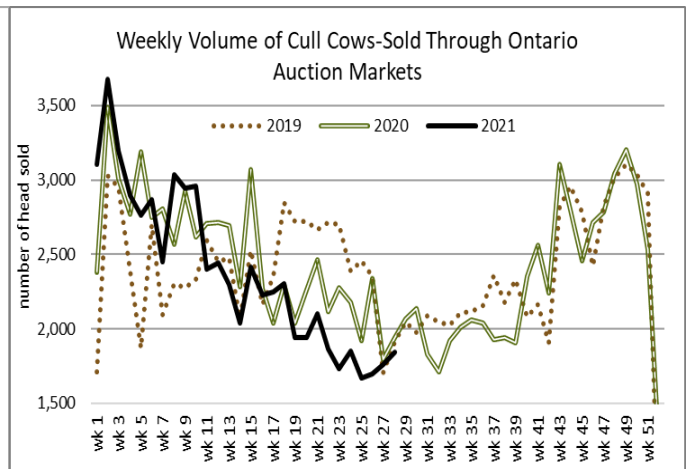
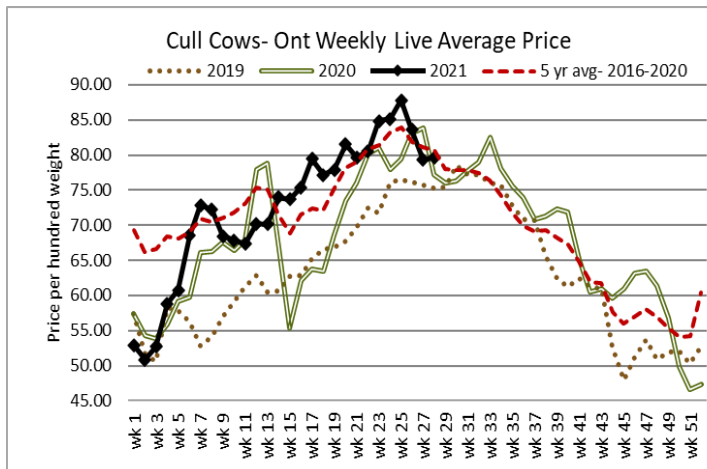


Denfield Livestock Exchange Inc., July 13, 2021: 288 Fed Cattle, 36 Veal, 57 Cows, 1 Bull

	Price Range	Average	Top
Large & Medium Frame Fed Steers +1250 lbs	155.00-166.00	162.14	175.50
Large & Medium Frame Fed Heifers +1000 lbs	148.75-163.25	157.55	177.00
Cows	59.00-87.00	72.78	104.50
Veal over 600 lbs	112.00-124.50	116.85	126.00

At Aylmer Stockyards Inc.: July 14, 2021 – 18 veal, 95Cows, 48 fed cattle, 4 bulls

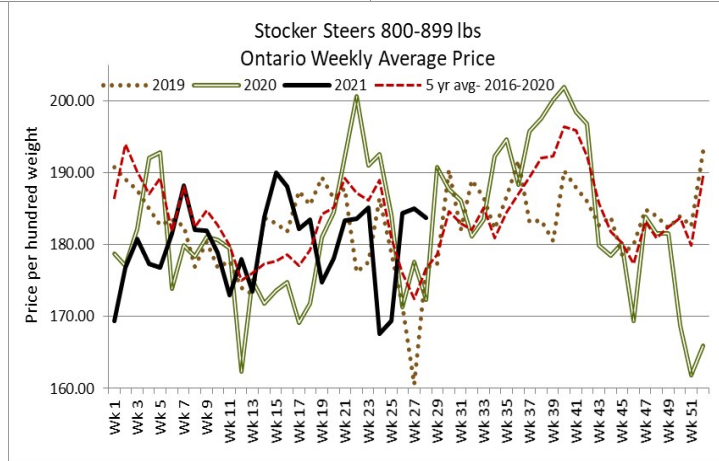
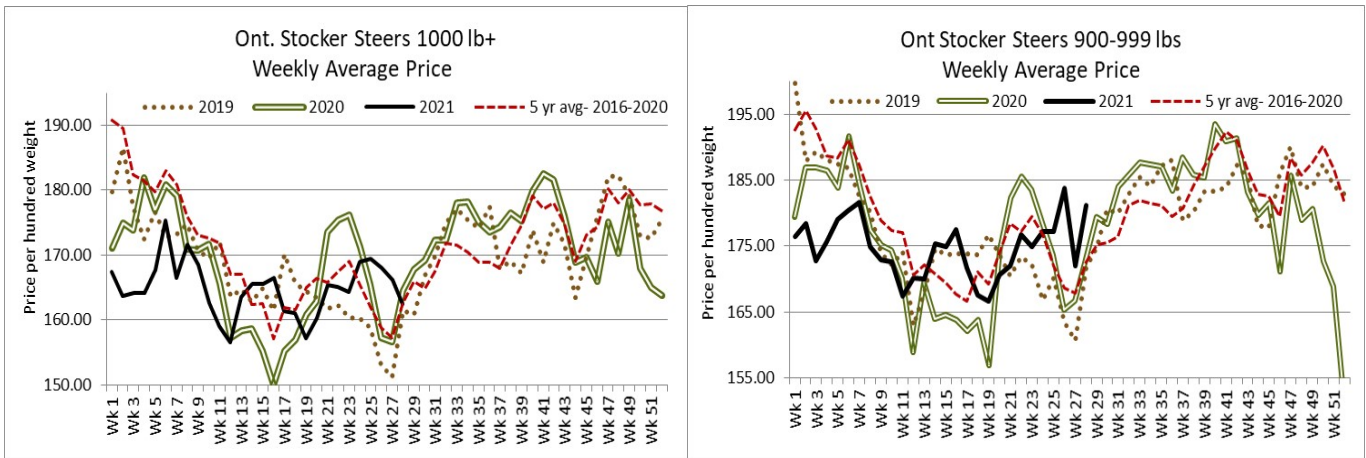
	Price Range	Average	Top
Large & Medium Frame Fed Steers 1250 lbs +	114.99-139.99	127.60	139.99
Fed Heifers, Dairy & Dairy Cross 1000 lbs +	73.99-147.99	109.29	147.99
Cows	55.00-103.00	79.00	103.00
Veal over 600 lbs	110.00-121.99	117.59	121.99



ONTARIO STOCKER & FEEDER TRADE

Stocker sale at **Brussels Livestock: July 9, 2021 – 1,052 Stockers**

Steers	Price Range	Average	Top	Heifers	Price Range	Average	Top
1000+	148.75-165.00	155.96	178.00	900+	143.50-164.00	154.59	166.00
900-999	170.00-182.00	175.68	184.00	800-899	150.00-176.50	165.40	176.50
800-899	162.00-204.25	191.73	204.25	700-799	162.50-184.50	177.81	191.00
700-799	163.00-199.00	180.80	199.00	600-699	144.00-207.50	190.68	207.50
600-699	158.00-217.00	183.19	229.00	500-599	130.00-209.00	193.02	209.00
500-599	157.50-230.00	185.63	255.00	400-499	190.00-215.00	199.29	218.00
400-499	175.00-236.00	195.88	268.00				
399-	180.00-287.00	234.17	292.00				



Stocker sale at: **Community Livestock Exchange: July 13, 2021 – 59 Stockers**

Steers	Price Range	Average	Top	Heifers	Price Range	Average	Top
700-799	139.99-186.00	173.79	186.00	900+	Not enough sold		
600-699	154.00-231.00	192.19	231.00				
500-599	155.00-229.99	210.19	229.99				
400-499	239.99-257.50	249.10	257.50				

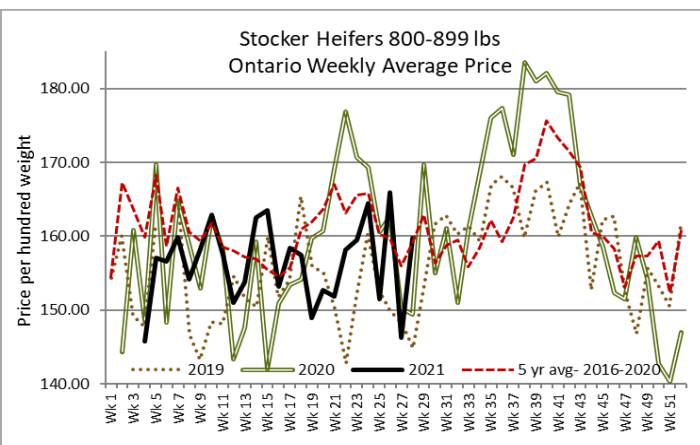
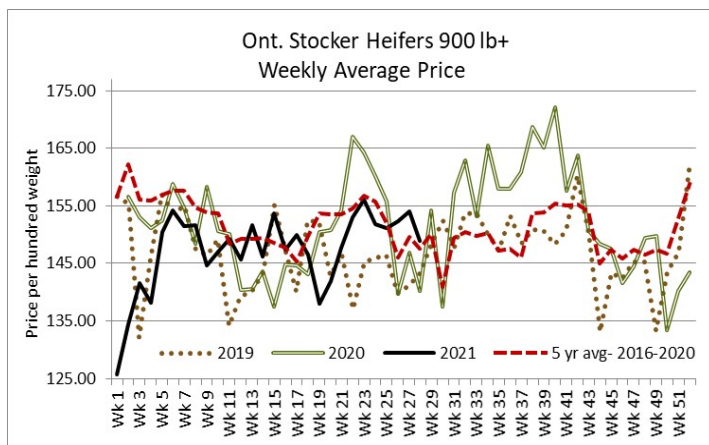
Stocker sale at: **Keady Livestock Market: July 13, 2021 – 332 Stockers**

Steers	Price Range	Average	Top	Heifers	Price Range	Average	Top
1000+	168.00-173.50	170.73	173.50	900+	100.00-165.00	146.80	165.00
900-999	187.00-196.25	193.17	200.00	800-899	140.00-176.00	163.00	176.00
800-899	200.00-205.00	202.66	205.00	700-799	141.00-188.00	159.75	188.00
600-699	160.00-248.00	26.40	248.00	600-699	115.00-216.00	183.32	216.00
				500-599	166.00-223.00	194.13	223.00
				400-499	112.50-172.50	150.00	221.00

Next sale July 27th.

Stocker sale at: **Renfrew Pontiac Livestock: July 13, 2021 – 69 Stockers**

Steers	Price Range	Average	Top	Heifers	Price Range	Average	Top
800-899	176.00-188.99	180.80	188.99	500-599	164.99-206.99	197.30	206.99
700-799	147.99-185.49	179.20	185.49				
600-699	190.99-212.50	208.09	212.50				
500-599	127.49-222.99	203.29	222.99				
399-	232.50-270.00	247.40	270.00				



Stocker sale at **Aylmer Stockyards Inc, July 14, 2021 – 90** stockers

Steers	Price Range	Average	Top	Heifers	Price Range	Average	Top
800-899	104.00-137.00	123.19	137.00	900+	N/T		
700-799	91.00-155.00	121.19	155.00				
600-699	106.00-166.99	131.69	166.99				
500-599	78.00-130.00	101.80	130.00				

Stocker sale at **Ontario Livestock Exchange, July 14, 2021 – 560** stockers

Steers	Price Range	Average	Top	Heifers	Price Range	Average	Top
1000+	160.00-184.00	168.92	184.00	900+	147.00-157.00	153.50	157.00
900-999	174.50-190.00	182.72	190.00				
800-899	137.50-198.00	187.83	198.00				

Stocker sale at **Ontario Livestock Exchange: July 15, 2021 – 337** Stockers

Steers	Price Range	Average	Top	Heifers	Price Range	Average	Top
800-899	135.00-206.00	170.40	206.00	800-899	122.50-157.50	142.85	157.50
700-799	135.00-175.00	159.32	202.00	700-799	125.00-142.50	134.44	200.00
600-699	160.00-212.50	198.36	212.50	600-699	120.00-145.00	133.16	170.00
				500-599	115.00-157.50	130.83	157.50

Stocker sale at: **Ontario Stockyards Inc, July 15, 2021- 407** stockers

Steers	Price Range	Average	Top	Heifers	Price Range	Average	Top
1000+	133.00-165.00	158.36	165.00	900+	112.00-153.00	129.00	153.00
900-999	156.00-183.00	173.36	183.00	800-899	117.50-157.50	141.75	157.50
800-899	165.00-200.00	186.45	200.00	700-799	160.00-210.00	184.76	244.00
700-799	180.00-213.00	197.60	213.00	600-699	150.00-208.00	178.61	240.00
600-699	195.00-230.00	212.79	230.00	500-599	175.00-218.00	202.24	236.00
500-599	230.00-259.50	245.64	259.50	400-499	185.00-240.00	217.05	240.00
400-499	200.00-277.00	233.71	277.00				

CATTLE EXPORTS-ONTARIO

	Week ending June 26, 2021	Week ending June 19, 2021	Year to Date 2021
Total live slaughter cattle exported from Ontario to the U.S.	1,302	1,127	61,778
Steers & Heifers & Cows	1,052	949	57,836
Bulls	250	178	3,942

QUEBEC ELECTRONIC AUCTION MARKET (F.O.B. THE FEEDLOT)

	Price	Change from Last Week
For the week ending July 15, 2021	259.00	-5.31

ALBERTA DIRECT TRADE

Alberta's direct trade: for the week ending July 15, 2021

Steers	Live FOB	N/T	Rail FOB	251.50-255.50
Heifers	Live FOB	N/T	Rail FOB	253.50-255.50

U.S. TRADE (U.S. funds)

The U.S. cash cattle trade: for the week ending July 15, 2021

Choice and Select Steers and Heifers:	Live	117.00-125.00
	Rail	196.00-202.00

FEDERALLY INSPECTED CANADIAN PROCESSING

	Week Ending July 10, 2021	# of hd change from week ago	YTD	% Change (Week Ago)	% Change (Year Ago)
Grand Total	66,421	+11,659	1,659,181	+21%	+13%
Western Slaughter	54,312	+9,766	1,305,521	+22%	+17%
Eastern Slaughter	12,109	+1,893	353,660	+19%	+3%

AVERAGE CARCASS WEIGHTS – CANADA

	Steers	Heifers
July 10, 2021	890	807
July 3, 2021	868	800
July 4, 2020	871	802

USDA ESTIMATED CATTLE PROCESSING VOLUME

	Week Ending July 17, 2021	Previous Week	Year Ago
Grand Total	653,000	575,000	646,000

U.S. BOXED BEEF CUT-OUT VALUES (U.S. funds)

	Choice 600-900	Select 600-900
Current Five Day Average	273.94	255.83

BEEF EXPORTS – CANADA

	United States Jan 1- May 31/21	Change from last year YTD	Mexico Jan 1- May 31/21	Change from last year YTD
Total	135,049 tonnes	+21% or +23,500 tonnes	9,220 tonnes	+109% or +4,817 tonnes
	Japan Jan 1- May 31/21	Change from last year YTD	China Jan 1- May 31/21	Change from last year YTD
Total	21,557 tonnes	+24% or +4,186 tonnes	7,540 tonnes	+105% or +3,685 tonnes

LIVE CATTLE – CANADA

IMPORTS		Import % change from 2020 YTD	EXPORTS		Export % change from 2020 YTD
Jan 1- May 31/21			Jan 1- June 26/21		
Pure bred	7,184	+392%	Slaughter steers & heifers & cows	204,306	-19%
Non-pure bred	169,018	+93%	Feeder cattle & calves	46,520	-34%
			Bulls	14,312	-20%

BEEF PRODUCTION – CANADA

	Jan 1 – July 3/21	Last Year Same Time	% Change
Fed	546,734 tonnes	473,013 tonnes	+16%
Non-fed	78,904 tonnes	73,033 tonnes	+8%

BEEF IMPORTS – CANADA

	Jan 1 – July 3/21	Last Year Same Time	% Change
United States	51,794 tonnes	56,987 tonnes	-9%
Non-CUSMA	21,130 tonnes	27,620 tonnes	-23%
EU-28 (beef/veal total)	6,260 tonnes	7,013 tonnes	-11%
Total	84,893 tonnes	97,515 tonnes	-13%

CHICAGO MERCANTILE EXCHANGE

Closing quotes on futures today were as follows:

Live Cattle			Feeder Cattle			Corn			Soybeans			Canadian \$		
Aug	120.17	-0.95	Aug	155.62	-1.75	Sep	5.560	-8.2	Aug	14.546	+7.2	Spot	79.32	+0.01
Oct	125.60	-0.92	Sep	158.50	-0.72	Dec	5.520	-4.2	Sep	14.060	+11.6	Sep	79.32	+0.01
Dec	131.32	-0.47	Oct	160.47	-0.72	Mar	5.594	-4.4	Nov	13.916	+11.6	Dec	79.31	+0.01
Feb	136.25	-0.12	Nov	161.77	-0.95	May	5.634	-4.6	Jan	13.942	+11.0	Mar	79.32	+0.01
Apr	138.47	-0.42	Jan	161.70	-1.12	Jul	5.634	-4.6	Mar	13.760	+10.2	Jun	79.29	+0.01
Jun	132.60	-0.60	Mar	162.40	-1.32	Sep	5.106	-3.0	May	13.694	+9.6	Sep	79.22	+0.02

Beef Farmers of Ontario, 130 Malcolm Road, Guelph, ON N1K 1B1 Phone: (519) 824-0334 Fax: (519) 824-9161 or email: markets@ontariobeef.com

OBCFPP LICENCE CHANGES

No longer licensed as a livestock dealer:

Simon Langerap, 1673 Hutchinson Road, Dunnville, ON N1A 2W2

Now licensed as a livestock dealer:

2758282 Ontario Inc., o/a Kinder Foods, 7392 Hwy 89, Mount Forest, Ontario NOG 2L0

Comments for the week ending July 15th

Larger offerings of fed cattle were noted this week at auction markets, at 579 head, up 255 from last week and 350 more than the same time last year. Fed steers sold from \$146.72-\$163.92 averaging \$157.65 up \$1.85 from last week and \$11.71 above year ago prices. Fed heifers traded from \$138.88-\$160.23 averaging \$151.92 down \$5.05 from last week but \$9.99 stronger than last year at this time. Auction markets reported trade as easier to fully steady to start the week, to stronger mid-week and steady by week's end.

The Ontario railgrade market has been light and scattered throughout the week with prices reported at \$263.00 dressed for steers and \$262.00 for heifers, down \$7.00 from last week's limited trade. Cattle that sold this week were reported to be scheduled for delivery the weeks of August 2nd and 9th. By Wednesday afternoon, one packer had stopped bidding.

Larger volumes of fed/cull cows sold through auction markets this week at 1,845 head, up 86 from last week but but 95 fewer than this time last year. Cows sold from \$66.63-\$95.47 averaging \$79.69 up \$0.38 from last week's weighted average price and \$2.45 above year ago prices. Auction markets reported trade as active with beef cows fully steady to stronger, while dairy cows were steady.

2,926 stocker and feeder cattle sold through auction markets this week, up 607 from last week and 1,238 more than the same week last year. Auction markets reported trade as steady to fully steady with good buyer demand. By Thursday, a good demand was reported at higher prices with one market noting heifer calves sharply higher and steer calves fully steady. Actual average prices this week saw steers 400-500 lbs down \$51.57 from the previous week on extremely light receipts, 500-600 lbs down \$13.25, 600-700 lbs down \$0.42, 700-800 lbs down \$5.30, 800-900 lbs down \$1.26, 900-1000 lbs up \$9.27 and steers 1000 lbs and over averaged \$3.64 below the previous week on average. Heifers from 400-500 lbs were down \$14.07, 500-600 lbs down \$1.85, 600-700 lbs up \$4.46, 700-800 lbs up \$15.08, 800-900 lbs up \$13.53 and heifers 900 lbs plus averaged \$5.15 easier than last week's weighted average prices

The Quebec electronic market this week sold at \$259.00 cwt dressed on a picked-up basis, which is down \$5.31 from last week on average.

Alberta direct trade was light on Wednesday with Canfax reported trade from \$253.00-\$257.00 cwt delivered on a dressed basis, down \$3.00-\$5.00 cwt from last week's sales. Canfax notes: "Competition on the cash market remains limited, with one packer buying most of the cattle. This is the fifth week in a row fed prices have been under pressure, over that timeframe prices have dropped around 12.00 on a live basis. Fed cattle supplies remain ample and non-fed supplies are much bigger than normal for this time of the year as well."

The U.S. cash cattle trade for the week ended July 9th, saw majority of the trade on Tuesday and Wednesday. Business in the south ranged from \$118.00-\$122.00, mainly \$119.00-\$120.00 down \$1.00-\$2.00 on average. Trade in the north ranged from \$189.00-\$203.00 dressed, most at \$198.00, steady to the previous week, with some live trade from \$124.00-\$125.00. Average prices for the week, reported by the USDA Mandatory Price Report, saw live steers average \$122.16 down \$1.73 from the previous week, while heifers averaged \$120.48 live down \$2.98. On the rail steers averaged \$198.33 dressed up \$0.06 on average, while heifers were at \$198.31 up \$0.51 from the previous week's weighted average prices.

The U.S. cash cattle trade this week was light to moderate in the south Tuesday and scattered on Wednesday and Thursday, with trade from \$119.00-\$122.00 live, mainly \$119.00-\$120.00 which is steady to last week. A light trade in the north is noted from \$123.00-\$125.00 live and \$196.00-\$202.00 dressed, mainly \$197.00-\$198.00 which is also steady to last week. Today the market is quiet and it appears the bulk of this week's business is completed.