



Weekly Market Information Report for the week ending Thursday August 12, 2021

The following information is collected from various sources and disseminated by Beef Farmers of Ontario.

ONTARIO DIRECT TO PACKER RAILGRADE CATTLE TRADE

Prices are on a carcass weight basis before grade and weight discounts. Weekly Range:

A Grade Steers	258.00
A Grade Heifers	257.00

ONTARIO LIVE CATTLE TRADE

Ontario auction sales this week saw weighted average price ranges for:

FED CATTLE	Volume	Price Range	Average	Top	Last Week Avg
Large Frame Steers +1250	125	152.01-159.81	156.14	170.00	154.25
Medium Frame Steers +1250	102	131.50-152.94	144.27	173.50	146.51
Large & Medium Frame Steers +1250	227	141.31-159.22	152.13	173.50	152.36
Large Frame Heifers +1000	29	132.14-152.19	142.99	159.00	148.13
Medium Frame Heifers +1000	119	130.66-152.54	145.02	175.50	149.47
Large & Medium Frame Heifers +1000	148	126.49-152.30	143.75	175.50	149.33
Fed steers, Dairy & Dairy Cross +1250	41	119.55-134.55	127.01	156.50	110.37
Fed heifers, Dairy & Dairy Cross +1000	65	86.38-111.02	99.86	122.50	103.95
Cows - All Weights	2,366	64.07-91.05	76.13	124.00	76.91
Bulls - All Weights	105	87.06-115.47	102.88	140.00	111.14

STOCKERS - Large and Medium Frame

STEERS	Volume	Price Range	Average	Top	Last Week Avg
1000+	846	167.43-191.24	179.89	193.00	174.00
900-999	262	181.23-194.39	188.93	198.00	188.24
800-899	143	183.73-207.82	198.08	215.00	185.16
700-799	121	177.23-201.83	191.56	225.00	187.41
600-699	177	178.39-224.48	202.86	236.00	204.81
500-599	133	190.21-245.04	221.51	271.00	207.53
400-499	58	195.40-241.38	219.59	272.50	194.12
-399	44	161.50-221.70	197.00	295.00	165.48

HEIFERS	Volume	Price Range	Average	Top	Last Week Avg
+900	207	142.65-162.93	152.77	178.50	151.25
800-899	93	145.33-161.20	155.54	184.00	159.75
700-799	151	142.09-180.70	164.47	199.00	162.81
600-699	183	150.38-192.86	173.85	220.00	179.02
500-599	94	148.31-187.07	170.44	227.50	177.51
400-499	60	166.06-206.67	188.68	239.00	162.78
300-399	27	141.15-190.41	166.66	220.00	N/T
-299	15	125.03-178.23	150.63	210.00	N/T

At Kawartha Lakes Community Sale Barn: August 7, 2021 – 144 cows, 4 bulls, 41 veal, 12 stockers

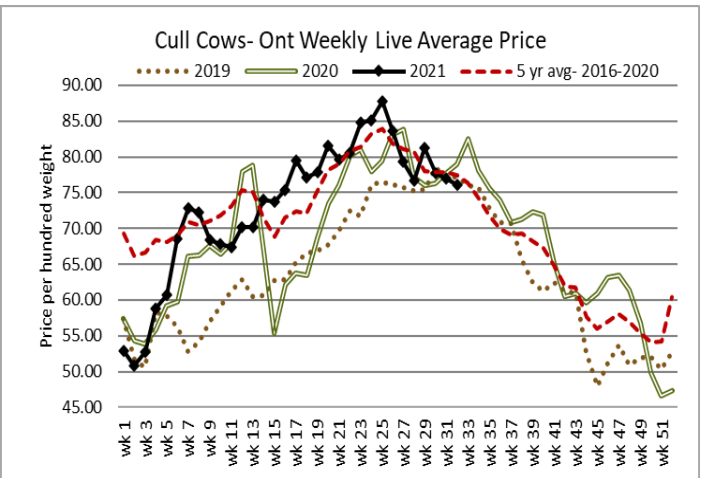
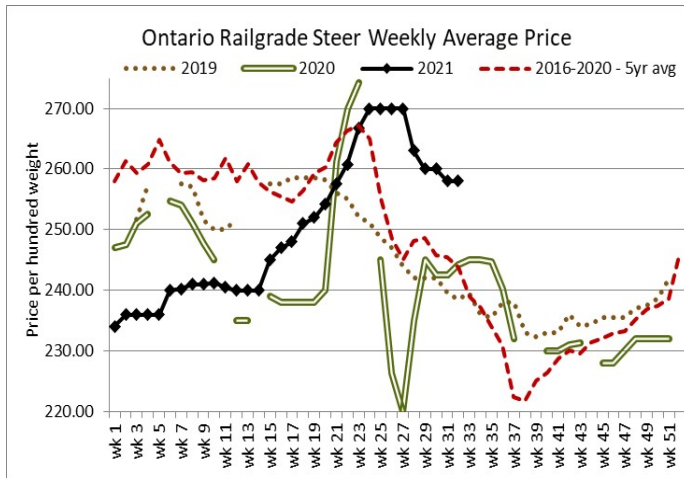
	Price Range	Avg.	Top
Cows	75.00-105.00	84.39	110.00
Veal 600 lbs +	105.00-130.00	113.09	130.00
Veal 125 & under	25.00-310.00	70.01	310.00

Denfield Livestock Exchange Inc., August 10, 2021: 133 Fed Cattle, 30 Veal, 67 Cows, 3 Bulls, 20 stockers

	Price Range	Average	Top
Large & Medium Frame Fed Steers +1250 lbs	146.50-165.00	156.13	173.50
Large & Medium Frame Fed Heifers +1000 lbs	140.50-157.25	151.17	175.50
Cows	67.00-97.00	80.70	110.00
Veal over 600 lbs	110.00-122.50	117.58	136.00

At Aylmer Stockyards Inc.: August 11, 2021 – 33 veal, 201 Cows, 47 fed cattle, 2 bulls, 30 stockers

	Price Range	Average	Top
Fed Heifers, Dairy & Dairy Cross 1000 lbs +	71.99-122.50	103.89	122.50
Cows	51.00-100.49	76.40	100.49
Veal over 600 lbs	85.99-134.00	113.99	134.00



ONTARIO STOCKER & FEDER TRADE

Stocker sale at Brussels Livestock: August 6, 2021 – 525 Stockers

Steers	Price Range	Average	Top	Heifers	Price Range	Average	Top
1000+	147.50-193.00	172.15	193.00	900+	147.00-166.00	155.17	166.25
900-999	179.00-195.00	190.58	195.00	800-899	143.00-166.00	157.13	171.00
800-899	185.00-210.00	201.80	210.00	700-799	141.00-168.00	156.68	181.00
700-799	185.50-214.50	198.00	214.50	600-699	158.00-192.00	181.08	192.00
600-699	208.25-231.00	215.00	232.00	500-599	189.00-201.00	194.60	201.00
500-599	220.00-238.50	235.24	240.00	400-499	181.00-201.00	191.00	201.00
400-499	224.00-258.00	241.19	258.00				
399-	242.00-256.00	247.90	256.00				

Stocker sale at: Community Livestock Exchange: August 10, 2021 – 89 Stockers

Steers	Price Range	Average	Top	Heifers	Price Range	Average	Top
600-699	180.00-235.99	213.79	235.99	600-699	130.00-187.50	148.79	187.50
500-599	214.99-262.00	236.79	262.00	500-599	150.00-197.50	176.80	197.50
400-499	229.99-272.50	257.20	272.50	400-499	144.99-212.50	181.20	212.50

Stocker sale at: Keady Livestock Market: August 10, 2021 - 494 Stockers

Steers	Price Range	Average	Top	Heifers	Price Range	Average	Top
1000+	172.50-191.00	181.15	191.00	900+	158.00-178.50	165.82	178.50
900-999	191.00-198.00	195.33	198.00	700-799	60.00-196.00	144.91	196.00
800-899	194.00-207.00	202.14	207.00	600-699	152.50-197.00	181.90	206.00
700-799	193.00-225.00	213.75	225.00	500-599	186.00-202.50	194.25	202.50
600-699	216.00-229.00	222.19	229.00	400-499	200.00-239.00	231.20	239.00
500-599	221.00-253.00	233.80	253.00				
400-499	270.00-272.50	270.83	272.50				

Stocker sale at **Ontario Livestock Exchange, August 11, 2021 – 647** stockers

Steers	Price Range	Average	Top	Heifers	Price Range	Average	Top
1000+	171.50-193.00	182.77	193.00	900+	131.00-146.50	140.71	146.50 +
900-999	181.50-197.50	189.74	197.50				
800-899	188.00-197.50	189.90	197.50				

Stocker sale at **Ontario Livestock Exchange: August 12 – 214** Stockers

Steers	Price Range	Average	Top	Heifers	Price Range	Average	Top
700-799	117.00-152.50	138.25	152.50	600-699	130.00-150.00	141.88	150.00
600-699	119.00-217.50	144.57	222.50	500-599	85.00-145.00	131.43	190.00
500-599	117.50-200.00	175.00	232.50	400-499	152.50-182.50	170.83	182.50
400-499	140.00-220.00	171.67	240.00				
399-	120.00-260.00	200.00	260.00				

Stocker sale at: **Ontario Stockyards Inc, August 12- 520** stockers

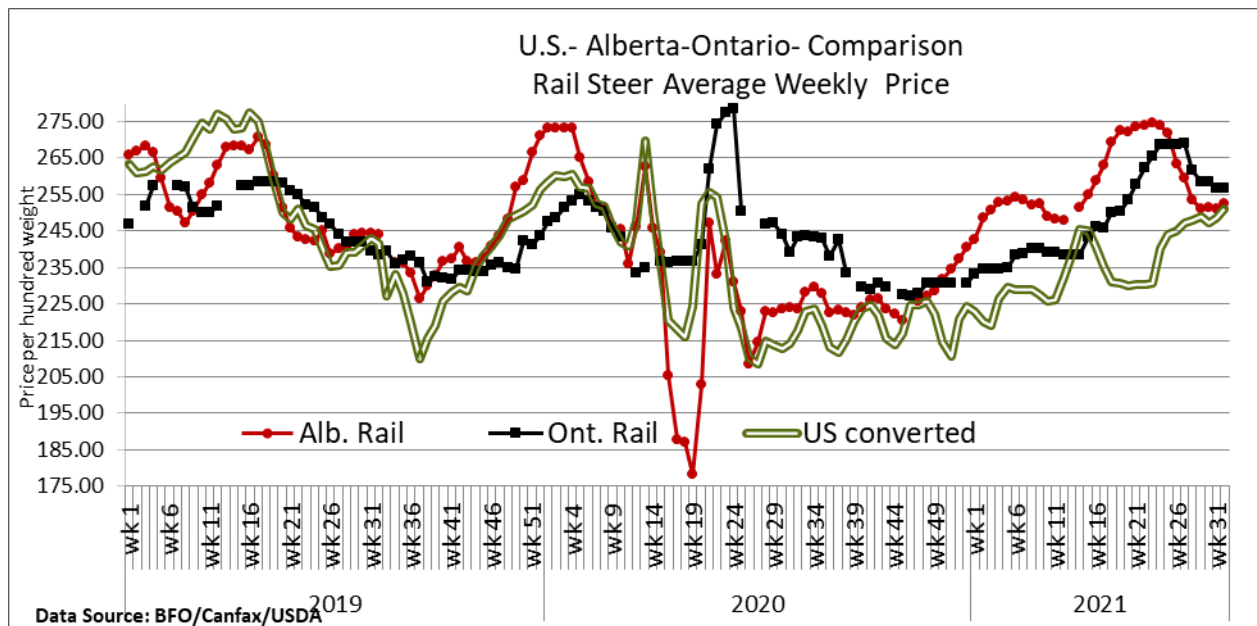
Steers	Price Range	Average	Top	Heifers	Price Range	Average	Top
900-999	163.00-187.00	176.67	194.00	900+	116.00-172.00	147.82	172.00
800-899	190.00-215.00	204.66	215.00	800-899	155.00-171.50	166.06	171.50
700-799	194.00-216.00	208.74	216.00	700-799	163.00-190.00	177.60	199.00
600-699	188.00-226.00	213.02	236.00	600-699	155.00-202.50	178.96	220.00
500-599	200.00-271.00	238.67	271.00	500-599	160.00-203.00	179.59	227.50
400-499	180.00-235.00	210.28	271.00	400-499	175.00-217.00	196.68	217.00
399-	127.50-207.50	181.39	237.50	300-399	150.00-215.00	184.06	215.00

CATTLE EXPORTS-ONTARIO

	Week ending July 24, 2021	Week ending July 17, 2021	Year to Date 2021
Total live slaughter cattle exported from Ontario to the U.S.	1,196	1,689	67,355
Steers & Heifers & Cows	1,065	1,525	62,757
Bulls	131	164	4,598

QUEBEC ELECTRONIC AUCTION MARKET (F.O.B. THE FEEDLOT)

For the week ending August 12, 2021 Price 253.75-255.75 Change from Last Week +1.50



ALBERTA DIRECT TRADE

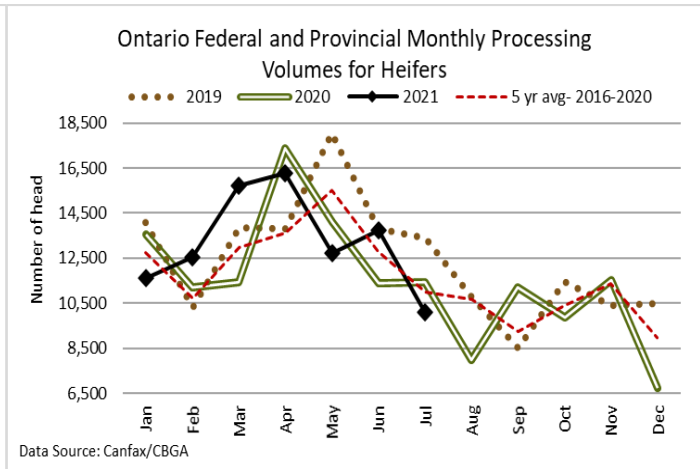
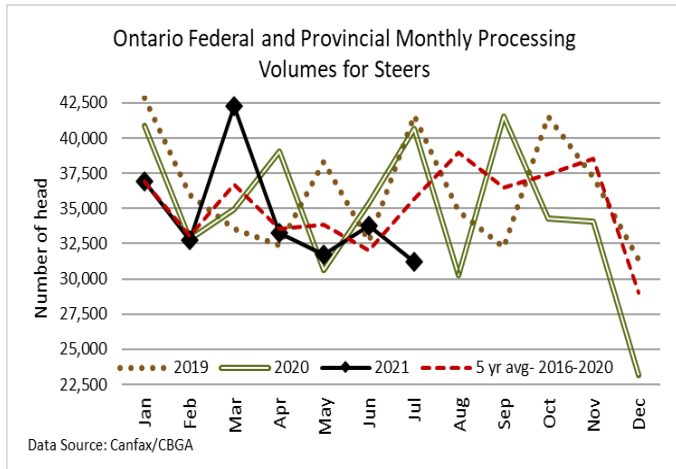
Alberta's direct trade: for the week ending August 12, 2021

Steers	Live FOB	N/T	Rail FOB	250.50-252.50
Heifers	Live FOB	N/T	Rail FOB	252.50

U.S. TRADE (U.S. funds)

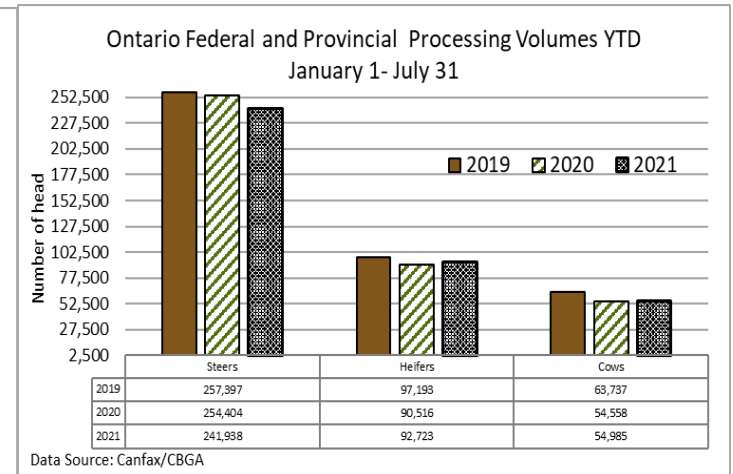
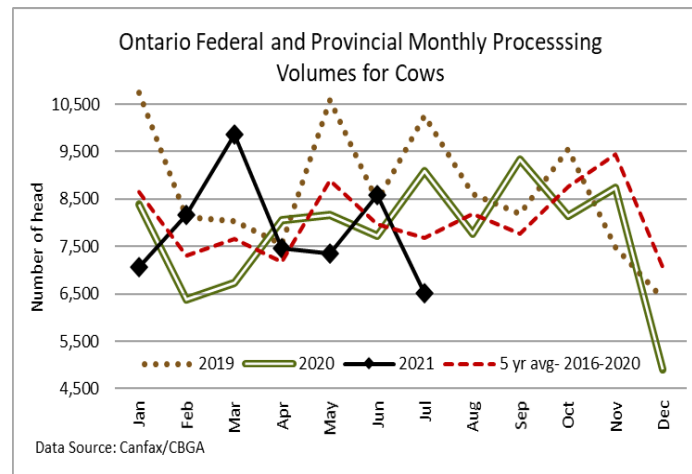
The U.S. cash cattle trade: for the week ending August 12, 2021

Choice and Select Steers and Heifers:	Live	119.00-127.00
	Rail	197.00-204.00



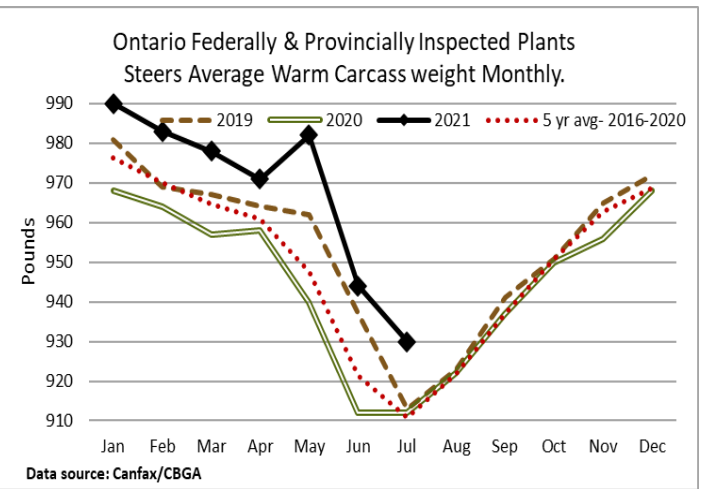
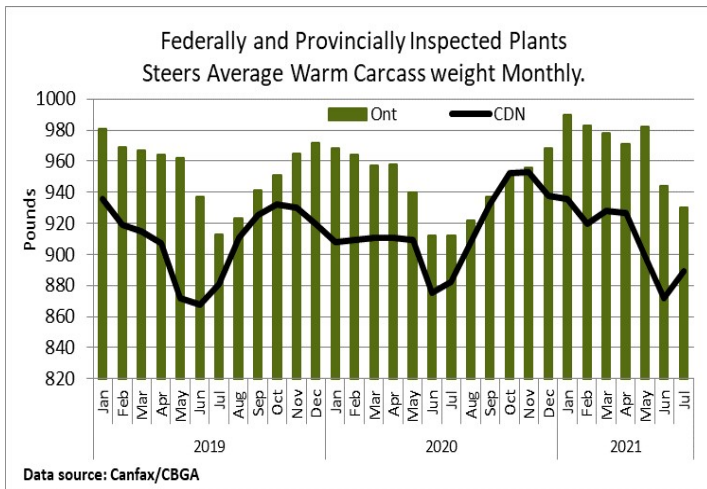
FEDERALLY INSPECTED CANADIAN PROCESSING – including the Civic Holiday.

	Week Ending August 7, 2021	# of hd change from week ago	YTD	% Change (Week Ago)	% Change (Year Ago)
Grand Total	61,848	-2,695	1,926,772	-4%	+12%
Western Slaughter	50,019	-926	1,521,911	-2%	+15%
Eastern Slaughter	11,829	-1,769	404,861	-13%	+3%



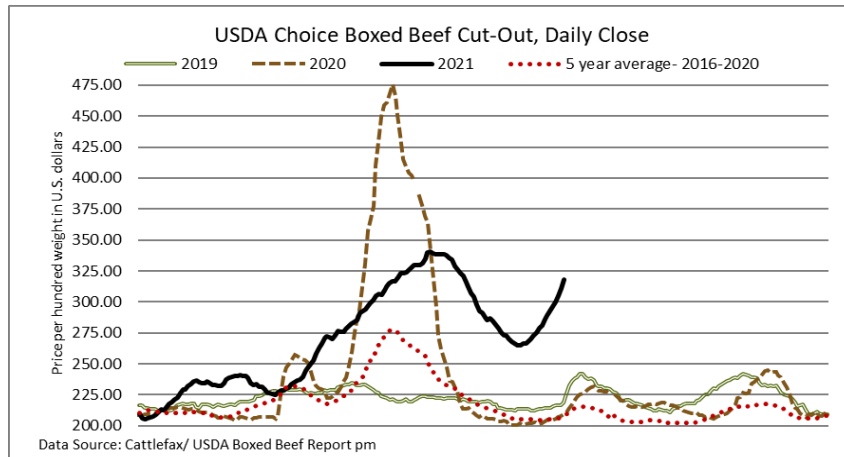
AVERAGE CARCASS WEIGHTS – CANADA

	Steers	Heifers
Aug 7, 2021	900	809
July 31, 2021	895	813
Aug 1, 2020	894	803



USDA ESTIMATED CATTLE PROCESSING VOLUME

	Week Ending August 14, 2021	Previous Week	Year Ago
Grand Total	639,000	641,000	644,000



U.S. BOXED BEEF CUT-OUT VALUES (U.S. funds)

	Choice 600-900	Select 600-900
Current Five Day Average	306.02	284.16

BEEF EXPORTS – CANADA

	United States	Change from last year YTD	Mexico	Change from last year YTD
Total	165,200 tonnes	+16% or +23,330 tonnes	11,401 tonnes	+108% or +5,907 tonnes
	Japan	Change from last year YTD	China	Change from last year YTD
Total	27,339 tonnes	+35% or +7,049 tonnes	9,947 tonnes	+151% or +5,986 tonnes

LIVE CATTLE – CANADA

IMPORTS			EXPORTS		
		Import % change from 2020 YTD			Export % change from 2020 YTD
Jan 1- Jul 31/21			Jan 1- July 31/21		
Pure bred	8,905	+417%	Slaughter steers & heifers & cows	227,260	-20%
Non-pure bred	210,697	+101%	Feeder cattle & calves	53,216	-28%
			Bulls	18,082	-17%

BEEF PRODUCTION – CANADA-updates unavailable at this time.

	Jan 1 – July 31/21	Last Year Same Time	% Change
Fed	640,439 tonnes	562,562 tonnes	+14%
Non-fed	90,161 tonnes	82,231 tonnes	+10%

BEEF IMPORTS – CANADA- updates unavailable at this time.

	Jan 1 – July 31/21	Last Year Same Time	% Change
United States	59,583 tonnes	66,198 tonnes	-10%
Non-CUSMA	22,605 tonnes	33,268 tonnes	-32%
EU-28 (beef/veal total)	7,475 tonnes	8,998 tonnes	-17%
Total	96,539 tonnes	115,573 tonnes	-16%

CHICAGO MERCANTILE EXCHANGE

Closing quotes on futures today were as follows:

Live Cattle		Feeder Cattle		Corn		Soybeans		Canadian \$	
Aug	122.75 -0.40	Aug	158.05 -0.65	Sep	5.682 +1.2	Aug	14.242 +22.6	Spot	79.88 +0.07
Oct	128.12 -0.37	Sep	163.07 -0.47	Dec	5.730 -0.2	Sep	13.730 +26.0	Sep	79.88 +0.08
Dec	133.82 -0.12	Oct	165.77 +0.15	Mar	5.794 -0.2	Nov	13.650 +24.0	Dec	79.87 +0.08
Feb	138.35 +0.20	Nov	167.30 +0.47	May	5.830 -0.2	Jan	13.692 +23.2	Mar	79.87 +0.08
Apr	141.35 +0.22	Jan	166.75 +0.67	Jul	5.820 +0.2	Mar	13.614 +18.0	Jun	79.84 +0.09
Jun	136.02 +0.27	Mar	166.80 +0.97	Sep	5.294 -5.0	May	13.582 +14.6	Sep	79.77 +0.09

Beef Farmers of Ontario, 130 Malcolm Road, Guelph, ON N1K 1B1 Phone: (519) 824-0334 Fax: (519) 824-9161 or email: markets@ontariobeef.com

ONTARIO STOCKER & FEEDER TRADE SPECIAL FALL SALES

Aug 25 12:00 pm	Aylmer Stockyards Inc	Fall Stocker Sale
Aug 25 1:00 pm	Vankleek Hill Livestock Exchange	Stocker Sale
Aug 28 8:00 am	Rainy River Cattlemen's Sale	Majority Yearlings, some early calves, cows etc.
Sep 3 7:00 pm	Cargill Auction Market	Char & Exotic Cross Yearling Sale
Sep 4 1:00 pm	Maple Hill Auctions Ltd	Ontario Autumn Angus Classic

Comments for the week ending August 12th

375 fed steers and heifers sold through auction markets this week up 104 from last week and 189 more than last year at this time. Fed steers traded from \$141.31-\$159.22 cwt, averaging \$152.13 down \$0.23 from last week's trade and \$8.11 above year ago prices. Fed heifers traded from \$126.49-\$152.30 averaging \$143.75 down \$5.58 from last week but \$5.43 stronger than last year at this time. Auction markets reported steady trade on the good quality cattle, with one market noting steers strong and slightly higher while heifers were steady with quality considered. By mid-week, trade was steady on the top quality cattle but the plainer types and OTM cattle were noted as barely steady with trade holding steady by week's end. Top quality cattle continued to see a premium with steers topping the market at \$173.50 and heifers at \$175.50 cwt.

The Ontario railgrade market was light to moderate this week with one packer starting out the week with no bid. From Tuesday on, sales were reported at \$258.00 dressed for steers and \$257.00 dressed for heifers with delivery the weeks of August 23rd and 30th. This week's average prices are fully steady to last week and \$13.75 cwt stronger than last year at this time.

Larger volumes of fed/cull cows sold through auction markets this week at 2,366 head, up 360 from last week and 653 more than the same week last year. Cows ranged from \$64.07-\$91.05 averaging \$76.13 down \$0.78 from the previous week and \$2.86 easier than year ago prices. Auction markets reported trade early week as steady to higher. As the week progressed, reports were divided with some markets seeing trade as barely steady to under pressure, while others noted sales as steady to stronger. By mid-week the market was holding steady but ended the week on a softer note.

There were 2,614 replacement cattle sold through auction markets this week, up 537 from last week and 167 more than last year at this time. Auction markets reported calves at steady prices while heavier grass types and yearlings sold on a strong active trade with prices anywhere from \$2.00-\$7.00 cwt higher. Actual average prices this week saw steers 400-500 lbs up \$25.47 from last week, 500-600 lbs up \$13.98, 600-700 lbs down \$1.95, 700-800 lbs up \$4.15, 800-900 lbs up \$12.92, 900-1000 lbs up \$0.69 and steers 1000 lbs and over averaged \$5.89 stronger than last week's weighted average prices. Heifers 400-500 lbs were up \$25.90 from last week, 500-600 lbs down \$7.07, 600-700 lbs down \$5.17, 700-800 lbs up \$1.66, 800-900 lbs down \$4.21 and heifers 900 lbs plus averaged \$1.52 above last week on average. Heavy steer categories are trading above year ago prices while all other classes are steady to lower than last year at this time.

The Quebec electronic market for this week ranged from \$253.75-\$255.75 cwt dressed on a picked-up basis, which was up \$1.50 from the previous week on average.

Alberta direct trade this week was noted by Canfax as light with prices up \$1.00-\$2.00 cwt at \$254.00 delivered on a dressed basis. Canfax reports: "Most of the cattle that traded this week were being scheduled for the first half of September delivery. US buying interest on the Western Canadian fed market was non-existent. Fed cattle prices are higher than last year and higher than the five-year average, that aside feedlot margins are still negative. Sale volumes were light but cattle that needed to move were marketed this week to keep weights under control."

The U.S. cash cattle trade for the week ending August 6th was slightly stronger with trade in the south from \$117.00-\$122.00 live, mainly \$121.00 up around \$1.00 on average. Business in the north was noted as mostly \$125.00 live up a couple of dollars, while dressed deals ranged from \$195.00-\$202.00, mainly \$198.00 up \$1.00 on average. The overall prices for the week reported by the USDA Mandatory Price report saw live steers average \$123.83 up \$2.15 from the previous week, while heifers averaged \$123.47 live up \$2.31. On the rail, steers averaged \$198.20 up \$0.81 with heifers averaging \$198.07 up \$1.34.

This week, the U.S. market was light to moderate with trade in the south reported from \$119.00-\$125.00 live, mostly \$121.00 which is fully steady to last week's southern trade. In the north trade was a bit lighter in volume as sellers held out for higher prices. Dressed deals ranged from \$197.00-\$204.00, mostly \$198.00-\$199.00 which is steady to slightly stronger. A couple of live deals early in the week in the north were noted at \$123.00 down from last week, but by Thursday trade was steady to last week at \$125.00-\$126.00 live. Today the market is quiet with no bids in the table. Asking prices on the remaining cattle are sitting at \$123.00 plus live in the south and \$200.00 plus dressed. Despite surging boxed beef prices sellers were unable push prices higher this week as anticipated, especially in the south.